

當日市場：市場重新返回平衡階段

2021/01/20

市場走勢

市場指數	VNI	HNI	UPCOM
收盤	1,134.68	233.26	76.18
%日	0.33%	4.12%	0.04%
%週	-4.33%	4.84%	-2.25%
%月	6.30%	31.77%	7.37%
%年	15.95%	122.92%	37.29%

成交值(十億盾)			
當日	17,480	2,226	1,119
日均量/週	17,983	2,689	1,103
日均量/月	15,829	2,209	983

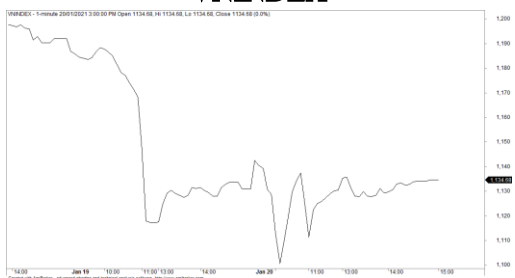
外資進出			
買進	2,407.41	44.67	39.88
賣出	2,173.26	41.14	25.43
買賣超	234.15	3.53	14.44

市場漲跌家數			
上漲	137	109	112
下跌	206	87	140
持平	69	166	651

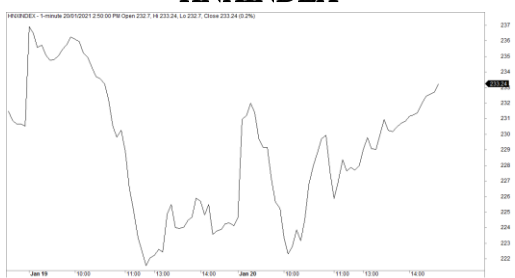
市場指標			
P/E	18.23	16.14	27.85
總市值 (兆盾)	4,207	267	1,069
股息殖利率	2.43%	3.72%	3.87%

資料源: Bloomberg - YSVN

VNINDEX



HNIINDEX



市場走勢

當天早盤的供應壓力持續出現，但低價的需求仍在積極幫助指數並成功逆轉。VN-Index上漲0.33%，收於1,134.68點。在同一方向上，HNX-Index 上漲 4.12%，收於 233.26 點。Upcom-Index 略高於參考水平。市場的交易價值達 19 兆 4,440 億越南盾。

經過前一個強勁的賣盤後，現金流回到藍籌股，同時賣力減弱，幫助 VN30-Index 的恢復強於主要指數。NVL (+3.9%)，KDH (+2.8%)，MWG (+2.3%)，FPT (+2.1%)，TCB (+1.8%)，VJC (+1.6%) 均上漲了 1% 以上。不利的是，SBT，SSI，TCH 和 VRE 是在 VN30-Index 中下跌 1-3% 的股票。

在 HNX 上，SHB (+4.7%)，HUT (+8.3%)，ART (+8.5%) 和 PVS (+4.2%) 表現出良好的恢復性和良好的流動性。

外資連續第二個交易日買超 2,520 億越南盾，其中 FUEVFNVD (1,030 億越南盾)，VNM (1,020 億越南盾) 和 VHM (840 億歐元) 是外資積極收購的股票。在賣超方面，HPG (4,620 億)，AGG (1,340 億) 和 KBC (660 億) 被拋售最多。

市場短期觀點

我們認為，市場可能在下一個交易日繼續復甦，但復甦的幅度可能只會很小。同時，我們認為市場處於累積階段，因此主要指數的價格圖表可能在接下來的幾個交易日繼續橫盤整理，尤其是 VN-Index 可能會在 1,137 點波動。此外，投資者對當前的市場趨勢變得更加悲觀。

市場的短期趨勢仍然是下跌，而亮點是 HNX-Index 的短期趨勢仍然是上漲。因此，我們建議短期投資者繼續重組投資組合，以使股票比例達到平衡的水平，並在當前期間限制新的投資。

請在 <https://ysradar.yuanta.com.vn/> 查看有關股票的信號。



We Create Fortune

技術分析圖



指數技術分析圖 VN-Index



指數技術分析圖 HNX-Index

指數	短期趨勢	中期趨勢	阻力區 1	阻力區 2	支撐區 1	支撐區 2
VN-Index	下跌	上漲	1200	1250	1136	1077
HNX-Index	上漲	上漲	233	248	180	169
VN30	下跌	上漲	1070	1130	1021	960
VNMidcaps	上漲	上漲	992	1,030	969	963
VNSmallcaps	上漲	上漲	835	845	822	804



We Create Fortune

胡志明市交易所 (HSX)

	收盤	漲跌%
VNI	1134.68	0.33%
VN30	1116.21	0.80%
VN Mid	1339.86	-0.40%
VN Small	1133.02	-0.88%

河內交易所 (HSX)

	收盤	漲跌%
HNI	233.26	4.12%
HN30	361.29	1.95%
VNX AllSh	1077.74	0.48%

UPCOM 市場 (UPCoM)

	收盤	漲跌%
UPCoM	76.18	0.04%

外資交易	成交值 (十億盾)
買進	2407.41
賣出	2173.26
買超/賣超	234.15

外資交易	成交值 (十億盾)
買進	44.67
賣出	41.14
買超/賣超	3.53

外資交易	成交值 (十億盾)
買進	39.88
賣出	25.43
買超/賣超	14.44

上漲排名/ 股碼	漲跌 (VND)	漲跌%
GMC	1900	6.93%
VPG	1050	5.98%
AST	3500	5.89%
HTN	2450	5.80%
CKG	800	5.59%

上漲排名/ 股碼	漲跌 (VND)	漲跌%
THD	14500	10.00%
LHC	7200	9.99%
NRC	1500	9.80%
ART	500	8.47%
HUT	400	8.33%

上漲排名/ 股碼	漲跌 (VND)	漲跌%
SWC	2616	12.58%
HND	584	2.77%
CTR	1917	2.19%
ACV	1139	1.48%
VET	803	0.79%

下跌排名/ 股碼	漲跌 (VND)	漲跌%
AGR	-850	-6.77%
IJC	-1650	-6.36%
BBC	-4000	-6.15%
SCR	-490	-5.54%
HAI	-190	-5.51%

下跌排名/ 股碼	漲跌 (VND)	漲跌%
MBG	-500	-6.33%
TIG	-300	-3.80%
CEO	-400	-3.70%
TNG	-500	-2.44%
VGS	-300	-2.36%

下跌排名/ 股碼	漲跌 (VND)	漲跌%
PVP	-908	-6.26%
NAB	-978	-6.23%
DRI	-550	-6.04%
PXL	-663	-5.77%
SNZ	-1859	-5.02%

*備註：市值>5,000 億盾；成交值>15 億盾

市值排名/ 股碼	十億盾
VCB	367,550
VIC	349,405
VHM	320,728
VNM	227,771
BID	183,002

市值排名/ 股碼	十億盾
THD	55,825
SHB	31,069
VCS	13,347
IDC	12,750
PVS	9,416

市值排名/ 股碼	十億盾
ACV	169,887
MCH	66,461
VEA	60,941
BSR	35,225
MSR	23,622

交易量排 名/股碼	成交值	30 日均
HQC	45,552,100	21,592,009
HPG	38,432,672	20,144,063
STB	34,446,700	32,076,932
ROS	33,285,700	20,078,829
FLC	30,895,700	19,473,881

交易量排 名/股碼	成交值	30 日均
SHB	43,360,604	25,231,314
HUT	21,309,554	12,716,635
PVS	14,178,188	11,918,220
ART	10,799,738	6,670,799
KLF	8,859,292	8,134,306

交易量排 名/股碼	成交值	30 日均
BSR	11,321,449	10,387,775
CC4	8,106,115	1,010
SBS	3,736,914	3,713,281
AAS	3,234,711	3,531,244
KSH	2,710,475	2,452,903

資料源: Bloomberg & Yuanta Research

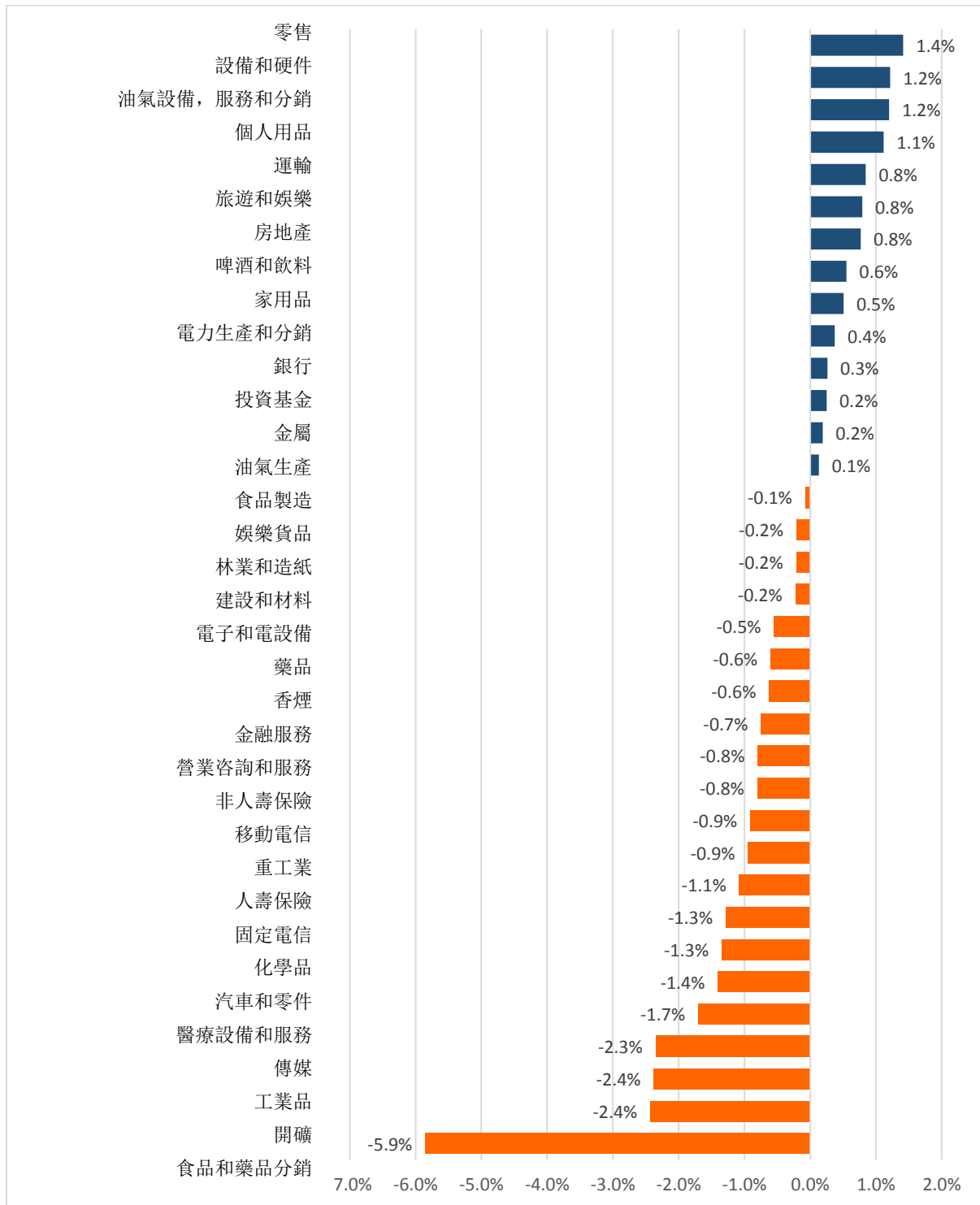
資料源: Bloomberg & Yuanta Research

資料源: Bloomberg & Yuanta Research



We Create Fortune

各行業板塊的交易走勢



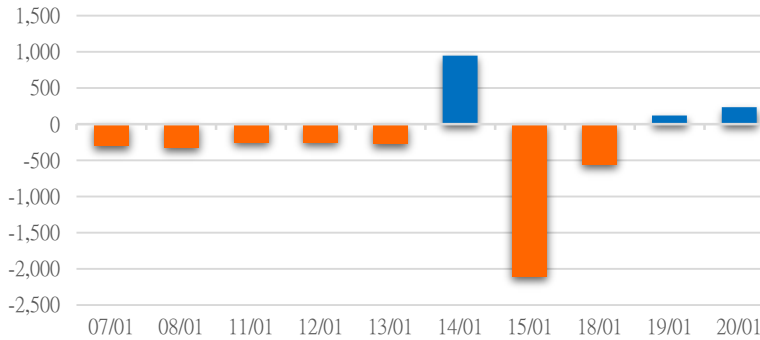
資料源: FiinPro - YSVN



We Create Fortune

外資買進賣統計

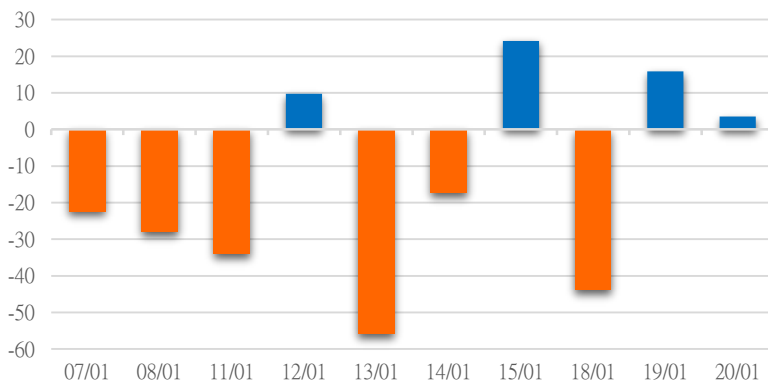
HSX 外資每日買/賣超



證券代碼	買超金額 (百萬盾)	證券代碼	賣超金額 (百萬盾)
FUEVFNVD	103,258	HPG	461,531
VNM	101,634	AGG	133,789
VHM	84,080	KBC	65,515
VIC	70,394	GMD	21,346
MSN	59,569	PVD	14,061

HSX 外資買/賣超的前 5 名

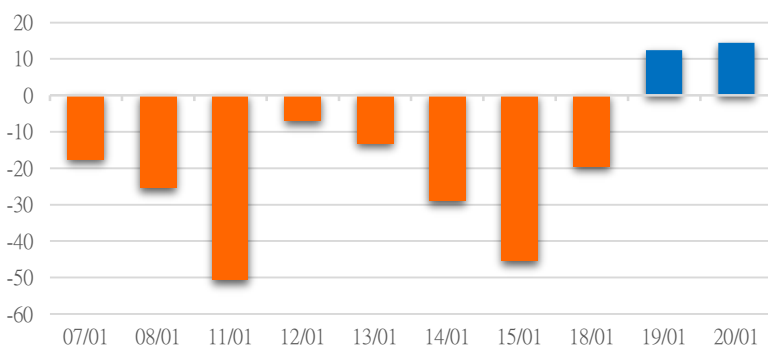
HNX 外資每日買/賣超



證券代碼	買超金額 (百萬盾)	證券代碼	賣超金額 (百萬盾)
SHS	16,221	SHB	19,667
THD	6,838	LHC	5,727
BVS	3,102	VCS	5,620
NVB	2,871	API	424
TAR	1,016	MBS	263

HNX 外資買/賣超的前 5 名

UPCOM 外資每日買/賣超



證券代碼	買超金額 (百萬盾)	證券代碼	賣超金額 (百萬盾)
ACV	13,747	KHD	1,935
QNS	5,063	HIG	480
LTG	1,437	KSH	430
VEA	1,336	IFS	92
MCH	1,322	VEF	67

UPCOM 外資買/賣超的前 5 名

源: FiinPro - YSVN



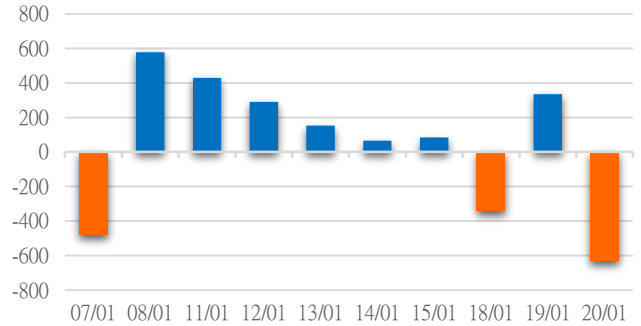
We Create **Fortune**

自營進出統計

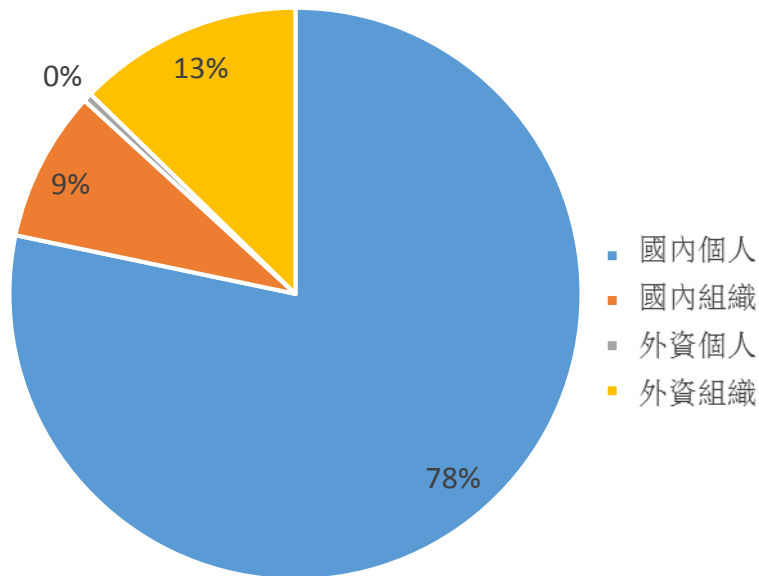
證券代碼	買超金額 (百萬盾)	證券代碼	賣超金額 (百萬盾)
ACB	7,543	FUEVFN30	103,426
DCM	5,584	E1VFN30	58,444
GMD	3,092	TCB	52,431
TCH	2,542	VNM	51,302
TPB	2,444	VIC	51,061

券商自營交易最大前名

券商自營交易每日買/賣超 (bil.VND)



越南證券市場投資人類別統計

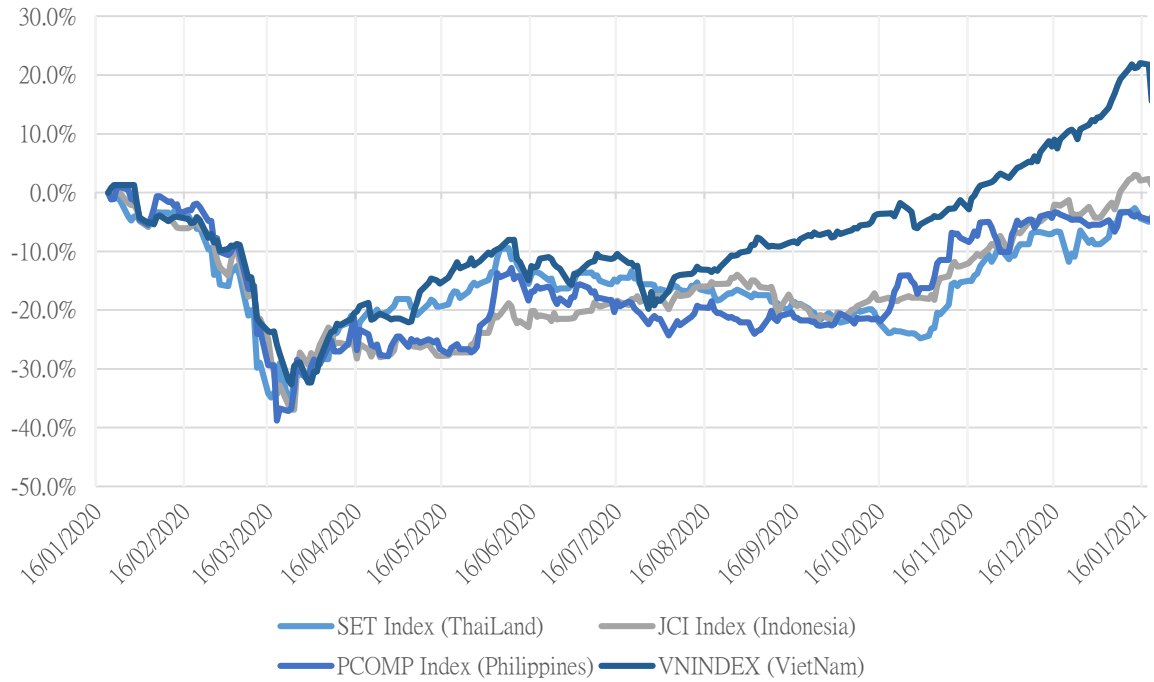


資料源: FinPro - YSVN



We Create Fortune

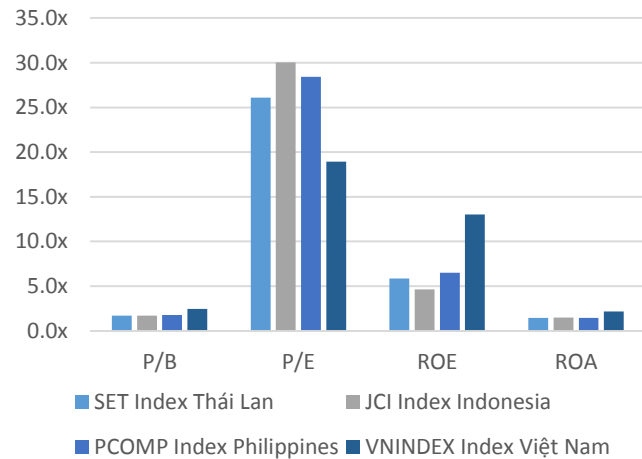
東南亞主要市場走勢比較



東南亞主要市場數據

		Thailand	Indonesia	Philippines	Vietnam
P/B		1.7x	1.7x	1.8x	2.4x
P/E		26.1x	30.0x	28.4x	18.9x
ROE	%	5.87	4.63	6.50	13.01
ROA	%	1.46	1.47	1.46	2.16
Vốn hóa	Tỷ USD	563.22	521.34	189.63	181.53
GTGD	Triệu USD	2.57	1.21	0.07	0.77
LS cổ tức	%	2.61	2.19	1.55	1.44

源：Bloomberg & YSVN





We Create **Fortune**

元大證券（越南）公司

個人客戶分析部

Nguyễn Th ê Minh

研究分析經理

+84 28 3622 6868 ext 3826
minh.nguyen@yuanta.com.vn

Lý Thị Hi ề n

研究分析主管

+84 28 3622 6868 ext 3908
hien.ly@yuanta.com.vn

Quách Đức Khánh

高級分析專員

+84 28 3622 6868 ext 3833
khanh.quach@yuanta.com.vn

Nguyễn Trịnh Ngọc Hồng

高級分析專員

+84 28 3622 6868 ext 3832
hong.nguyen@yuanta.com.vn

Phạm Tấn Phát

高級分析專員

+84 28 3622 6868 ext 3880
phat.pham@yuanta.com.vn

個人客戶業務部

Nguyễn Thanh Tùng

總公司業務經理

+84 28 3622 6868 ext 3609
tung.nguyen@yuanta.com.vn

Phạm Đ ắc Thành

北部區域經理

+84 28 3622 6868 ext 3416
thanh.pham@yuanta.com.vn

Nguyễn Mạnh Hoạt

南部區域經理(胡志明市區域)

+84 28 3622 6868 ext 3847
hoat.nguyen@yuanta.com.vn

Lương Kỳ Ty

堤岸分行經理

+84 28 3622 6868 ext 3653
ty.luong@yuanta.com.vn

Bùi Quốc Phong

同奈分行經理

+84 28 3622 6868 ext 3701
phong.bui@yuanta.com.vn

Võ Thị Thu Thủy

平陽分行經理

+84 28 3622 6868 ext 3505
thuy.vo@yuanta.com.vn

Nguyễn Việt Quang

河內分行經理

+84 28 3622 6868 ext 3404
quang.nguyen@yuanta.com.vn

Võ Đình Tuấn

峴港分行經理

+84 28 3622 6868 ext 3301
tuan.vo@yuanta.com.vn

Đinh Thị Thu Cúc

頭頓分行經理

+84 28 3622 6868 ext 3203
cuc.dinh@yuanta.com.vn



We Create **Fortune**

Appendix A: Important Disclosures

Analyst Certification

Each research analyst primarily responsible for the content of this research report, in whole or in part, certifies that with respect to each security or issuer that the analyst covered in this report: (1) all of the views expressed accurately reflect his or her personal views about those securities or issuers; and (2) no part of his or her compensation was, is, or will be, directly or indirectly, related to the specific recommendations or views expressed by that research analyst in the research report.

Ratings Definitions

BUY: We have a positive outlook on the stock based on our expected absolute or relative return over the investment period. Our thesis is based on our analysis of the company's outlook, financial performance, catalysts, valuation and risk profile. We recommend investors add to their position.

HOLD-Outperform: In our view, the stock's fundamentals are relatively more attractive than peers at the current price. Our thesis is based on our analysis of the company's outlook, financial performance, catalysts, valuation and risk profile.

HOLD-Underperform: In our view, the stock's fundamentals are relatively less attractive than peers at the current price. Our thesis is based on our analysis of the company's outlook, financial performance, catalysts, valuation and risk profile.

SELL: We have a negative outlook on the stock based on our expected absolute or relative return over the investment period. Our thesis is based on our analysis of the company's outlook, financial performance, catalysts, valuation and risk profile. We recommend investors reduce their position.

Under Review: We actively follow the company, although our estimates, rating and target price are under review.

Restricted: The rating and target price have been suspended temporarily to comply with applicable regulations and/or Yuanta policies.

Note: Yuanta research coverage with a Target Price is based on an investment period of 12 months. Greater China Discovery Series coverage does not have a formal 12 month Target Price and the recommendation is based on an investment period specified by the analyst in the report.

Global Disclaimer

© 2018 Yuanta. All rights reserved. The information in this report has been compiled from sources we believe to be reliable, but we do not hold ourselves responsible for its completeness or accuracy. It is not an offer to sell or solicitation of an offer to buy any securities. All opinions and estimates included in this report constitute our judgment as of this date and are subject to change without notice.

This report provides general information only. Neither the information nor any opinion expressed herein constitutes an offer or invitation to make an offer to buy or sell securities or other investments. This material is prepared for general circulation to clients and is not intended to provide tailored investment advice and does not take into account the individual financial situation and objectives of any specific person who may receive this report. Investors should seek financial advice regarding the appropriateness of investing in any securities, investments or investment strategies discussed or recommended in this report. The information contained in this report has been compiled from sources believed to be reliable but no representation or warranty, express or implied, is made as to its accuracy, completeness or correctness. This report is not (and should not be construed as) a solicitation to act as securities broker or dealer in any jurisdiction by any person or company that is not legally permitted to carry on such business in that jurisdiction.

Yuanta research is distributed in the United States only to Major U.S. Institutional Investors (as defined in Rule 15a-6 under the Securities Exchange Act of 1934, as amended and SEC staff interpretations thereof). All transactions by a US person in the securities mentioned in this report must be effected through a registered broker-dealer under Section 15 of the Securities Exchange Act of 1934, as amended. Yuanta research is distributed in Taiwan by Yuanta Securities Investment Consulting. Yuanta research is distributed in Hong Kong by Yuanta Securities (Hong Kong) Co. Limited, which is licensed in Hong Kong by the Securities and Futures Commission for regulated activities, including Type 4 regulated activity (advising on securities). In Hong Kong, this research report may not be redistributed, retransmitted or disclosed, in whole or in part or any form or manner, without the express written