

測試 1107-1117 點區

02/02/2021

合約走勢

單位	收盤 點數	+/- 點數	交易量 合約	到期日 日期	剩餘 時間 日
VN30F2102	1092.0	62.0	237,857	18/02	18
VN30F2103	1096.1	53.1	1555	18/03	46
VN30F2106	1101.0	55.0	210	17/06	137
VN30F2109	1102.9	57.9	187	16/09	228

源自: Bloomberg - YSVN

合約的更改交易量和持倉量

單位	交易量 點數	+/- 點數	OI	+/- %
VN30F2102	237,857	-0.9%	30,036	
VN30F2103	1,555	-26.1%	1341	
VN30F2106	210	-20.2%	324	
VN30F2109	187	-24.3%	179	

源自: Bloomberg - YSVN

合約的基差變動

單位	基差 點數	前一盤 點數	+/- 點數
VN30F2102	12.3	0.1	12.2
VN30F2103	16.4	0.1	16.3
VN30F2106	21.3	16.1	5.2
VN30F2109	23.2	15.1	8.1

源自: Bloomberg - YSVN

合約走勢

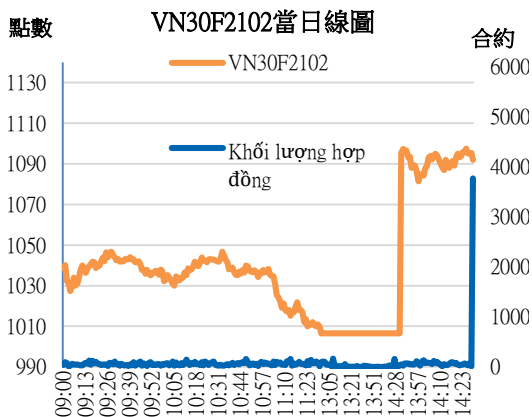
- 期貨市場強勁上漲，4個期貨合約收盤上漲從53.1-62點。與VN30-Index相比，基差擴大了保持在12.3-23.2點。
- VN30F2102 下跌 0.9%，VN30F2103 下跌 26.1%，VN30F2106 下跌 20.2%，VN30F2109 下跌 24.3%，因此市場的交易量繼續下降。

VN30F1M 的評估

- VN30F2102 迅速恢復了預期的漲勢。目前，趨勢指標 MACD 顯示強勁買進的信號並在 Bollinger Bands 擴大時越過零線，因此上漲趨勢仍然存在。但是，價格傾向於收入 Bands 內，這表明在價格上漲至 1104-1107 點之前，可能會有短暫的累積跨度。
- 在每日幀中，1104-1117 點區也是 Fibo 61.8%的水平區。如果價格突破該區域，將在此幀內確認上漲趨勢。

投資策略

當天策略 (Intraday)	短期的多頭策略可以考慮在 1085-1088 點開設，停損於 1080 點，目標為 1084-1086 點。空頭可以考慮在價格不能突破強勁阻力位 1107-1117 點時開設。
主要短期趨勢 策略 (Daily)	投資者觀測市場直到能確認走勢。



Phạm Tấn Phát
高級分析專員

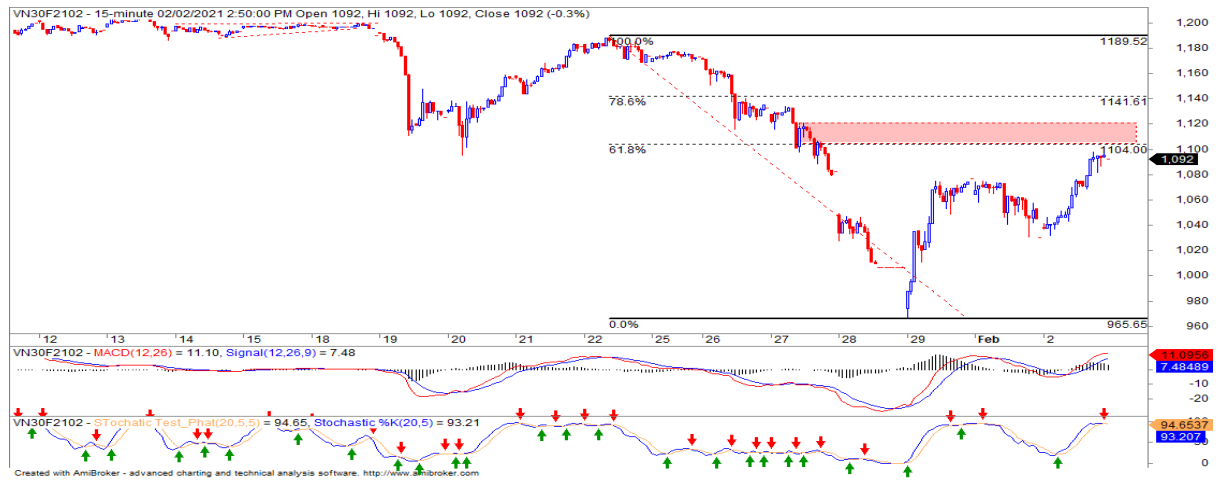
Email: phat.pham@yuanta.com.vn

Phone: (084) 28 3622 6868 ext 3880



We Create Fortune

VN30F1M 合約走勢圖

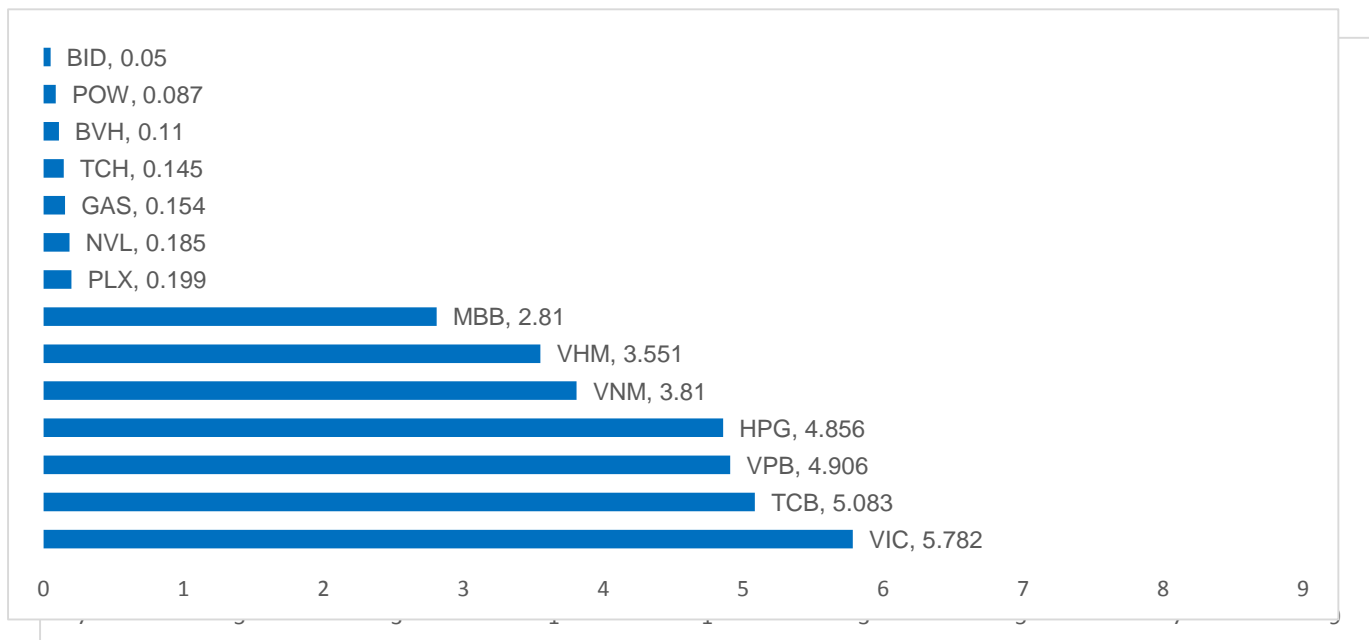


	VN30F2102-Daily	VN30F2102-30M
趨勢	中立	上漲
支撐 1	970	1088
支撐 2	880	1085
阻力 1	1107	1107
阻力 2	1142	1116

VN30-INDEX 指數走勢

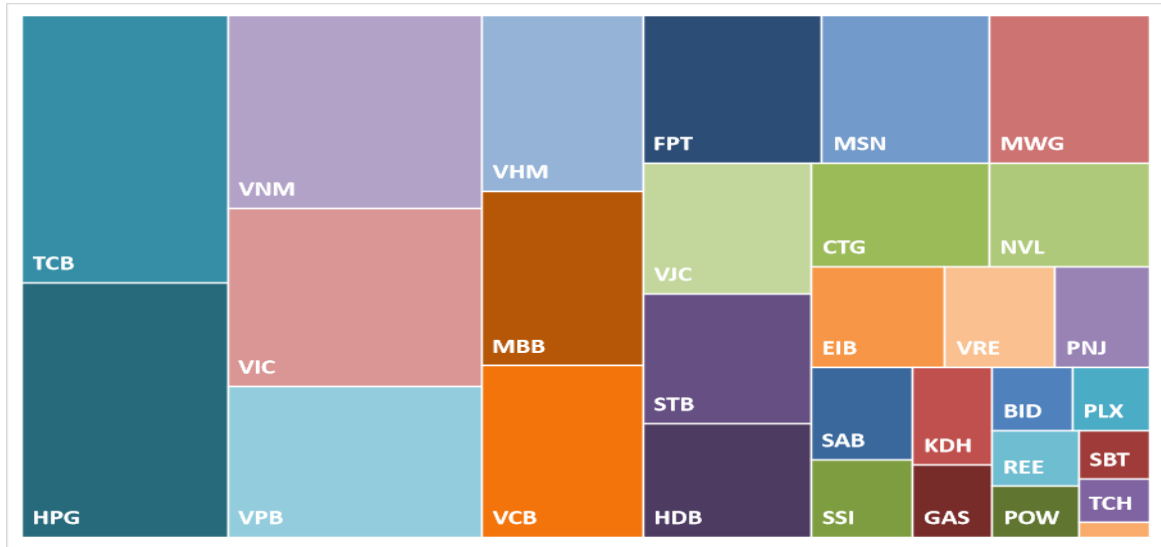
VN30-Index 指數上漲 4.84%。VN30 中有 30 檔股票上漲，其中 VIC，TCB，VPB，HPG 為該指數的漲勢作出的貢獻最多；而 VIC，TCB 每檔促進該指數上漲超過 5 點。

VN30-INDEX 中最具有影響力的成份股



We Create Fortune

VN30-INDEX 中的資本化



VIC 的走勢圖



期貨合約的價格，交易量和開 OI 的數量

日期	VN30F2102	交易量	OI
02/02/2021	1,092.0	237,857	30,036
01/02/2021	1,030.0	239,917	30,036
29/01/2021	1,076.9	250,006	27,925
28/01/2021	1,006.5	154,602	33,205
27/01/2021	1,082.2	285,857	33,622
26/01/2021	1,133.0	242,403	30,938
25/01/2021	1,173.1	133,912	30,938
22/01/2021	1,173.5	186,904	28,963
21/01/2021	1,151.3	148,284	17,586

日期	VN30F2103	交易量	OI
02/02/2021	1096.1	1,555	1,341
01/02/2021	1043	2,105	1,341
29/01/2021	1082	2,572	1,001
28/01/2021	1013.8	756	922
27/01/2021	1090.1	979	806
26/01/2021	1137	778	660
25/01/2021	1176	498	660
22/01/2021	1177.2	734	660
21/01/2021	1181	43,116	26,861



We Create **Fortune**

日期	VN30F2106	交易量	OI
02/02/2021	1,101.0	210	324
01/02/2021	1,046.0	263	324
29/01/2021	1,079.7	594	442
28/01/2021	1,009.1	844	453
27/01/2021	1,085.0	360	486
26/01/2021	1,143.5	322	391
25/01/2021	1,177.1	209	391
22/01/2021	1,180.0	196	438
21/01/2021	1,179.3	212	588

日期	VN30F2109	交易量	OI
02/02/2021	1102.9	187	179
01/02/2021	1045	247	179
29/01/2021	1084.6	585	243
28/01/2021	1013.7	132	250
27/01/2021	1089.9	127	216
26/01/2021	1144.7	235	14
25/01/2021	1177	15	14
22/01/2021	1179.9	63	19
21/01/2021	1184.1	157	429



We Create Fortune

VN30 指數的成份股

股票代碼	企業名稱	產業	比重	收盤價	資本	PER	PBR	3 個月成交量	外資持股	52 週走高	Thấp 52 Tuần
		單位	%	VND	Bil. VND	x	x	'000 cp	%	VND	VND
BID	越南投資與發展商業股份銀行	金融	0.8%	39,900	160,479	18.8	2.1	2,234	17%	55,200	29,500
KDH	Khang Dien 住房投資和營業股份 公司	房地產	1.4%	31,900	17,826	15.4	2.3	1,769	38%	35,800	16,667
CTG	越南工商股份銀行	金融	2.8%	30,500	113,564	10.3	1.4	8,995	29%	40,100	16,600
TCH	Hoang Huy 金融服務投資股份 公司	工業	0.5%	21,950	7,754	7.6	1.5	8,872	6%	45,550	16,250
PLX	越南汽油集團	能源	0.8%	49,000	59,722	71.9	2.9	832	16%	58,500	35,100
EIB	越南進出口貿易股份銀行	金融	2.1%	16,850	20,716	24.2	1.2	485	30%	22,350	14,000
FPT	FPT 發展投資工藝股份 公司	CNTT	4.8%	62,700	49,151	15.2	3.1	2,232	49%	68,200	34,870
GAS	越南氣體總公司 - 股份 公司	公用服務	0.9%	76,300	146,034	16.1	3.1	1,153	3%	94,700	53,900
POW	越南電力石油股份 公司	公用服務	0.7%	11,900	27,868	17.5	1.0	10,855	8%	15,200	6,850
HDB	胡志明市發展商業股份 銀行	金融	3.0%	22,300	35,541	8.4	1.5	5,194	17%	28,000	9,758
HPG	Hoa Phat (和發) 集團股份 公司	原材料	8.6%	39,150	129,715	12.1	2.4	21,446	31%	45,450	12,708
MBB	軍隊貿易股份銀行	金融	4.8%	23,450	65,631	7.9	1.4	15,089	23%	27,350	11,330
MSN	Masan 集團股份 公司	必需消費品	4.3%	85,500	100,435	41.4	4.9	1,825	32%	98,200	46,400
MWG	世界移動通信投資股份 公司	非必需消費品	4.7%	132,700	61,935	15.6	3.9	1,171	49%	134,900	56,300
NVL	Nova 房地產投資集團股份 公司	房地產	3.6%	80,200	85,329	13.9	3.2	3,064	7%	82,500	48,548
PNJ	Phu Nhuan (富潤) 珠寶股份 公司	非必需消費品	1.8%	83,100	18,900	17.6	3.6	918	49%	90,800	45,000
REE	冷機電股份 公司	工業	0.9%	51,000	15,762	11.1	1.5	544	49%	55,000	26,100
ROS	FLC Faros 建築股份 公司	工業	0.3%	4,480	2,543		0.4	13,179	3%	10,550	2,050
SAB	Sai Gon (西貢) 飲料-酒-啤酒 股份 公司	必需消費品	1.4%	161,700	103,695	22.9	5.2	128	63%	231,400	111,500
SBT	Bien Hoa - Thanh Thanh Cong (邊和 - 成成功) 股份 公司	必需消費品	0.5%	18,000	11,109	25.6	1.5	4,266	8%	25,300	11,600
SSI	SSI 西貢證券股份 公司	金融	1.3%	28,800	17,252	15.7	1.8	9,936	45%	37,250	9,569
STB	西貢商信銀行 (sacombank)	金融	3.5%	16,900	30,482	11.4	1.1	22,975	10%	21,700	7,120
TCB	越南技商股份銀行 (Techcombank)	金融	9.5%	32,000	112,157	9.1	1.5	18,890	22%	37,550	14,000
VCB	越南外商貿易股份銀行	金融	4.6%	93,000	344,926	18.7	3.5	962	24%	108,500	56,600
VHM	Vinhomes 股份 公司	房地產	4.8%	93,500	307,570	13.6	4.1	2,737	22%	104,900	52,000
VIC	Vingroup 集團股份 公司	房地產	7.4%	99,400	336,214	37.4	3.9	975	14%	116,000	68,000
VJC	Vietjet 越捷航空股份 公司	工業	4.0%	125,800	65,899	#	4.7	631	19%	145,000	93,200
VNM	越南牛奶股份 公司	必需消費品	8.2%	102,800	214,816	21.5	7.3	2,405	58%	117,200	69,750
VPB	Viet Nam Thinh Vuong (越南繁榮) 貿易股份 銀行	金融	6.2%	30,000	73,642	7.0	1.4	6,415	23%	38,000	16,000
VRE	Vincom Retail 股份 公司	房地產	1.8%	32,050	72,828	32.0	2.6	6,853	31%	38,300	16,900



We Create **Fortune**

元大證券（越南）公司

個人客戶分析部

Nguyễn Th ê Minh

研究分析經理

+84 28 3622 6868 ext 3826
minh.nguyen@yuanta.com.vn

Lý Thị Hi ề n

研究分析主管

+84 28 3622 6868 ext 3908
hien.ly@yuanta.com.vn

Quách Đức Khánh

高級分析專員

+84 28 3622 6868 ext 3833
khanh.quach@yuanta.com.vn

Nguyễn Trịnh Ngọc Hồng

高級分析專員

+84 28 3622 6868 ext 3832
hong.nguyen@yuanta.com.vn

Phạm Tấn Phát

高級分析專員

+84 28 3622 6868 ext 3880
phat.pham@yuanta.com.vn

個人客戶業務部

Nguyễn Thanh Tùng

總公司業務經理

+84 28 3622 6868 ext 3609
tung.nguyen@yuanta.com.vn

Phạm Đ ắc Thành

北部區域經理

+84 28 3622 6868 ext 3416
thanh.pham@yuanta.com.vn

Nguyễn Mạnh Hoạt

南部區域經理(胡志明市區域)

+84 28 3622 6868 ext 3847
hoat.nguyen@yuanta.com.vn

Lương Kỳ Ty

堤岸分行經理

+84 28 3622 6868 ext 3653
ty.luong@yuanta.com.vn

Bùi Quốc Phong

同奈分行經理

+84 28 3622 6868 ext 3701
phong.bui@yuanta.com.vn

Võ Thị Thu Thủy

平陽分行經理

+84 28 3622 6868 ext 3505
thuy.vo@yuanta.com.vn

Nguyễn Việt Quang

河內分行經理

+84 28 3622 6868 ext 3404
quang.nguyen@yuanta.com.vn

Võ Đình Tuấn

峴港分行經理

+84 28 3622 6868 ext 3301
tuan.vo@yuanta.com.vn

Đình Thị Thu Cúc

頭頓分行經理

+84 28 3622 6868 ext 3203
cuc.dinh@yuanta.com.vn



We Create **Fortune**

Appendix A: Important Disclosures

Analyst Certification

Each research analyst primarily responsible for the content of this research report, in whole or in part, certifies that with respect to each security or issuer that the analyst covered in this report: (1) all of the views expressed accurately reflect his or her personal views about those securities or issuers; and (2) no part of his or her compensation was, is, or will be, directly or indirectly, related to the specific recommendations or views expressed by that research analyst in the research report.

Ratings Definitions

BUY: We have a positive outlook on the stock based on our expected absolute or relative return over the investment period. Our thesis is based on our analysis of the company's outlook, financial performance, catalysts, valuation and risk profile. We recommend investors add to their position.

HOLD-Outperform: In our view, the stock's fundamentals are relatively more attractive than peers at the current price. Our thesis is based on our analysis of the company's outlook, financial performance, catalysts, valuation and risk profile.

HOLD-Underperform: In our view, the stock's fundamentals are relatively less attractive than peers at the current price. Our thesis is based on our analysis of the company's outlook, financial performance, catalysts, valuation and risk profile.

SELL: We have a negative outlook on the stock based on our expected absolute or relative return over the investment period. Our thesis is based on our analysis of the company's outlook, financial performance, catalysts, valuation and risk profile. We recommend investors reduce their position.

Under Review: We actively follow the company, although our estimates, rating and target price are under review.

Restricted: The rating and target price have been suspended temporarily to comply with applicable regulations and/or Yuanta policies.

Note: Yuanta research coverage with a Target Price is based on an investment period of 12 months. Greater China Discovery Series coverage does not have a formal 12 months Target Price and the recommendation is based on an investment period specified by the analyst in the report.

Global Disclaimer

© 2020 Yuanta. All rights reserved. The information in this report has been compiled from sources we believe to be reliable, but we do not hold ourselves responsible for its completeness or accuracy. It is not an offer to sell or solicitation of an offer to buy any securities. All opinions and estimates included in this report constitute our judgment as of this date and are subject to change without notice.

This report provides general information only. Neither the information nor any opinion expressed herein constitutes an offer or invitation to make an offer to buy or sell securities or other investments. This material is prepared for general circulation to clients and is not intended to provide tailored investment advice and does not take into account the individual financial situation and objectives of any specific person who may receive this report. Investors should seek financial advice regarding the appropriateness of investing in any securities, investments or investment strategies discussed or recommended in this report. The information contained in this report has been compiled from sources believed to be reliable but no representation or warranty, express or implied, is made as to its accuracy, completeness or correctness. This report is not (and should not be construed as) a solicitation to act as securities broker or dealer in any jurisdiction by any person or company that is not legally permitted to carry on such business in that jurisdiction.

Yuanta research is distributed in the United States only to Major U.S. Institutional Investors (as defined in Rule 15a-6 under the Securities Exchange Act of 1934, as amended and SEC staff interpretations thereof). All transactions by a US person in the securities mentioned in this report must be effected through a registered broker-dealer under Section 15 of the Securities Exchange Act of 1934, as amended. Yuanta research is distributed in Taiwan by Yuanta Securities Investment Consulting. Yuanta research is distributed in Hong Kong by Yuanta Securities (Hong Kong) Co. Limited, which is licensed in Hong Kong by the Securities and Futures Commission for regulated activities, including Type 4 regulated activity (advising on securities). In Hong Kong, this research report may not be redistributed, retransmitted or disclosed, in whole or in part or any form or manner, without the express written consent of Yuanta Securities (Hong Kong) Co. Limited.