

## 測試 1143-1146 點區

09/02/2021

### 合約走勢

單位	收盤 點數	+/- 點數	交易量 合約	到期日 日期	剩餘 時間 日
VN30F2102	1130.3	38.3	203,704	18/02	4
VN30F2103	1139.0	38.0	7345	18/03	32
VN30F2106	1143.1	35.2	147	17/06	123
VN30F2109	1146.0	44.7	106	16/09	214

源自: Bloomberg - YSVN

### 合約的更改交易量和持倉量

單位	交易量 點數	+/- 點數	OI %
VN30F2102	203,704	-21.8%	31,023
VN30F2103	7,345	273.6%	1691
VN30F2106	147	-43.0%	306
VN30F2109	106	-39.1%	140

源自: Bloomberg - YSVN

### 合約的基差變動

單位	基差 點數	前一盤 點數	+/- 點數
VN30F2102	0.8	-0.6	1.4
VN30F2103	9.5	-0.6	10.1
VN30F2106	13.6	15.3	-1.7
VN30F2109	16.5	8.7	7.8

源自: Bloomberg - YSVN

### 合約走勢

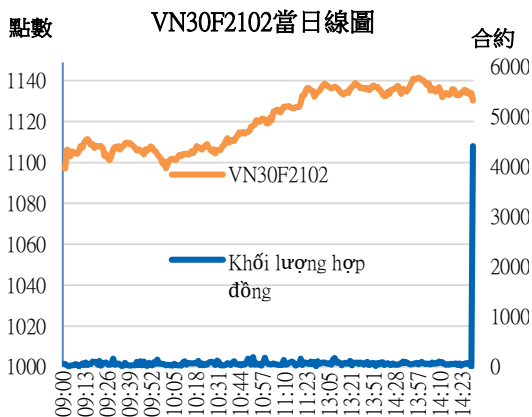
- 上一交易日下跌後，期貨市場反轉上漲。4 個期貨合約上漲從 35.2-44.7 點。VN30F2102 合約在農曆新年後的週四到期，因此該合約與 VN30 指數相比有 0.8 點的基準差。其餘的合約均保持在從 9.5-16.5 點的正值。
- 期貨市場的交易量與前一交易日相比再次增加，因為 VN30F2102 下跌 22%，VN30F2103 上漲了 274%，VN30F2106 下跌 43%，VN30F2109 下跌 39%。

### VN30F1M 的評估

- VN30F2102 反彈上漲，價格圖繼續測試 1142-1146 點的阻力位。在交易期間，價格未能升至該區域之上。RSI 指標顯示猶豫不決並形成下跌背離。因此，在給出更清晰的趨勢信號之前，VN30F2102 會在 1107-1135 範圍內進行勘探。
- 在每日幀中，VN30F2102 處於上漲趨勢，但仍在 1142-1150 點處可能會面臨阻力。

### 投資策略

<b>當天策略 (Intraday)</b>	當價格未能超過阻力位 1135-1138 點時開空頭，並在 1140 點，或在價格突破 1107 點（對應於上漲通道的下邊界）時停損。
<b>主要短期趨勢策略 (Daily)</b>	當價格未超過強勁阻力位時，投資者繼續觀察市場並等待新的切入點。



Phạm Tấn Phát

高級分析專員

Email: [phat.pham@yuanta.com.vn](mailto:phat.pham@yuanta.com.vn)

Phone: (084) 28 3622 6868 ext 3880



We Create Fortune

### VN30F1M 合約走勢圖

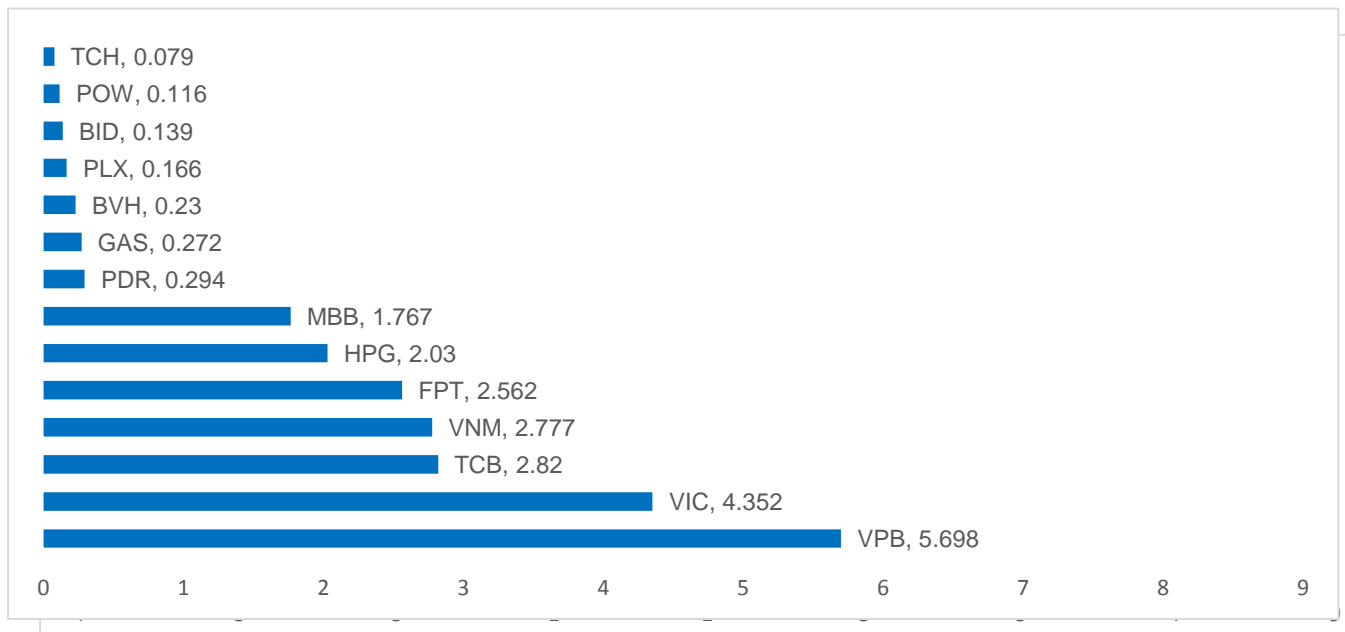


	VN30F2102-Daily	VN30F2102-30M
趨勢	橫盤	上漲
支撐 1	1033	1107
支撐 2	880	1070
阻力 1	1142	1135
阻力 2	1200	1138

### VN30-INDEX 指數走勢

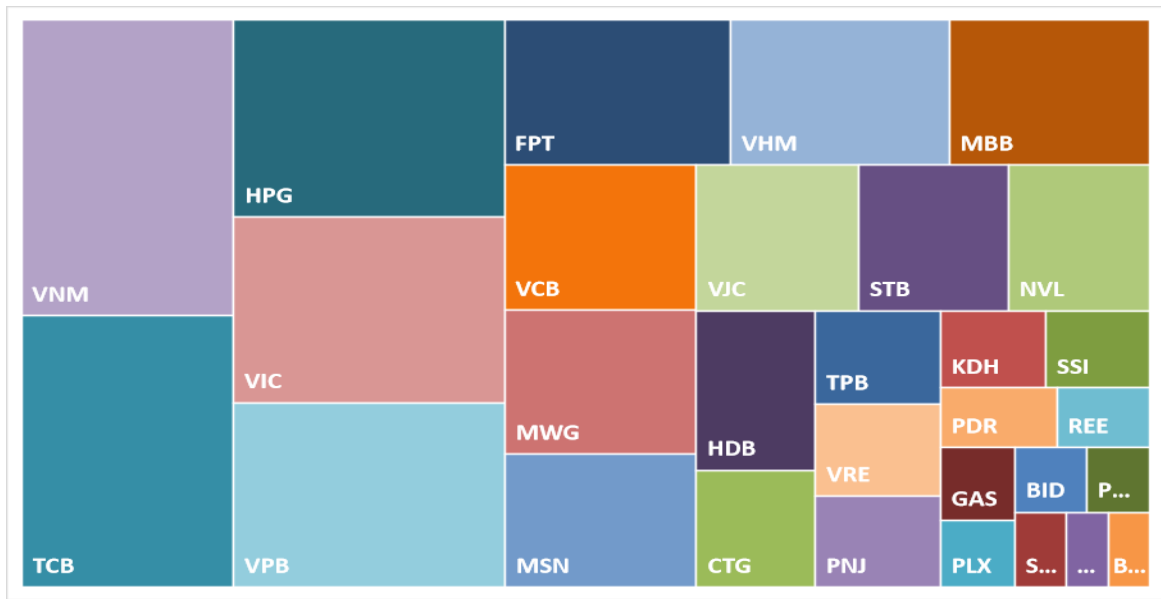
VN30-Index 上漲 3.38%。與前幾盤的走勢相反，VPB，VIC，TCB 和 VNM 一直促進該指數的情況下，需求完全占主導地位。當日，VN30-Index 中沒有股票下跌。

### VN30-INDEX 中最具有影響力的成份股

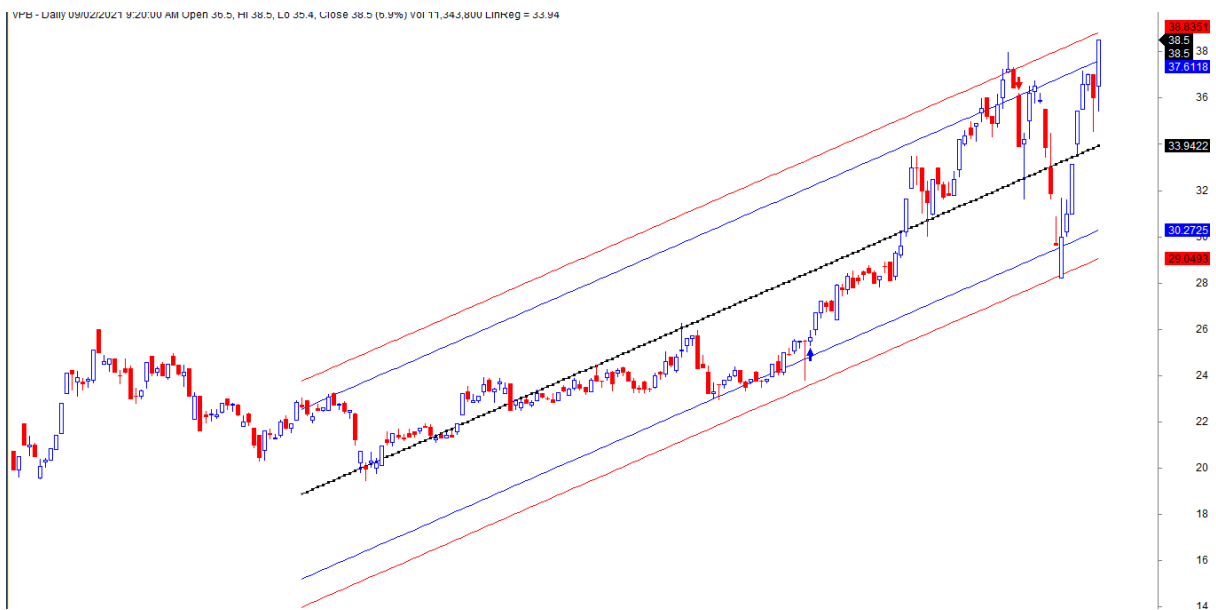


We Create Fortune

VN30-INDEX 中的資本化



VPB 的走勢圖



期貨合約的價格，交易量和開 OI 的數量

日期	VN30F2102	交易量	OI
09/02/2021	1,130.3	203,704	31,023
08/02/2021	1,092.0	260,500	31,023
05/02/2021	1,139.9	165,836	35,609
04/02/2021	1,115.0	274,032	34,872
03/02/2021	1,124.9	211,524	37,223
02/02/2021	1,092.0	237,857	34,318
01/02/2021	1,030.0	239,917	30,036
29/01/2021	1,076.9	250,006	27,925
28/01/2021	1,006.5	154,602	33,205

日期	VN30F2103	交易量	OI
09/02/2021	1139	7,345	1,691
08/02/2021	1101	1,966	1,691
05/02/2021	1144	639	1,384
04/02/2021	1121.7	1,025	1,296
03/02/2021	1132	977	1,302
02/02/2021	1096.1	1,555	1,308
01/02/2021	1043	2,105	1,341
29/01/2021	1082	2,572	1,001
28/01/2021	1013.8	756	922



We Create **Fortune**

日期	VN30F2106	交易量	OI
09/02/2021	1,143.1	147	306
08/02/2021	1,107.9	258	306
05/02/2021	1,147.0	64	320
04/02/2021	1,127.7	144	315
03/02/2021	1,133.2	94	314
02/02/2021	1,101.0	210	318
01/02/2021	1,046.0	263	324
29/01/2021	1,079.7	594	442
28/01/2021	1,009.1	844	453

日期	VN30F2109	交易量	OI
09/02/2021	1146	106	140
08/02/2021	1101.3	174	140
05/02/2021	1143	48	164
04/02/2021	1118.8	91	149
03/02/2021	1136.2	83	160
02/02/2021	1102.9	187	172
01/02/2021	1045	247	179
29/01/2021	1084.6	585	243
28/01/2021	1013.7	132	250



We Create Fortune

VN30 指數的成份股

股票代碼	企業名稱	產業	比重	收盤價	資本	PER	PBR	3 個月成交量	外資持股	52 週走高	Thấp 52 Tuần
		單位	%	VND	Bil. VND	x	x	000 cp	%	VND	VND
BID	越南投資與發展商業股份銀行	金融	0.7%	41,500	166,914	23.4	2.2	2,225	17%	55,200	29,500
KDH	Khang Dien 住房投資和營業股份公司	房地產	1.3%	32,700	18,273	16.0	2.2	1,801	38%	35,800	16,667
CTG	越南工商股份銀行	金融	2.1%	34,700	129,202	9.4	1.5	9,162	29%	40,100	16,600
TCH	Hoang Huy 金融服務投資股份公司	工業	0.5%	22,350	7,896	8.7	1.6	8,940	6%	45,550	16,250
PLX	越南汽油集團	能源	0.8%	51,300	62,525	81.3	3.0	864	15%	58,500	35,100
BVH	Bao Viet 集團	金融	0.5%	58,100	43,129	27.8	2.2	1,096	28%	71,200	32,300
FPT	FPT 發展投資工藝股份公司	CNTT	5.0%	72,500	56,833	17.6	3.6	2,293	49%	73,200	34,870
GAS	越南氣體總公司 - 股份公司	公用服務	0.9%	81,000	155,030	17.0	3.3	1,154	3%	94,700	53,900
POW	越南電力石油股份公司	公用服務	0.7%	12,600	29,508	13.4	1.0	11,276	9%	15,200	6,850
HDB	胡志明市發展商業股份銀行	金融	2.9%	23,550	37,533	8.8	1.6	5,272	17%	28,000	9,758
HPG	Hoa Phat (和發) 集團股份公司	原材料	8.4%	41,800	138,495	10.3	2.3	22,190	31%	45,450	12,708
MBB	軍隊貿易股份銀行	金融	4.5%	24,050	67,310	8.1	1.4	15,805	23%	27,350	11,330
MSN	Masan 集團股份公司	必需消費品	4.1%	89,500	105,134	84.9	6.6	1,657	32%	98,200	46,400
MWG	世界移動通信投資股份公司	非必需消費品	4.3%	128,500	59,897	14.8	3.8	1,226	49%	134,900	56,300
NVL	Nova 房地產投資集團股份公司	房地產	3.4%	81,500	86,712	20.6	3.1	3,149	7%	83,500	48,548
PNJ	Phu Nhuan (富潤) 珠寶股份公司	非必需消費品	1.8%	82,900	18,849	17.5	3.6	873	49%	87,000	45,000
REE	冷機電股份公司	工業	0.8%	53,500	16,534	10.2	1.4	561	49%	55,000	26,100
PDR	Phat Dat 房地產開發股份公司	房地產	1.0%	59,000	23,374	19.5	4.6	3,158	1%	59,500	20,098
TPB	Tien Phong 股份商業銀行	金融	1.8%	26,500	27,339	7.6	1.6	2,886	30%	29,500	13,055
SBT	Bien Hoa - Thanh Thanh Cong (邊和 - 成成功) 股份公司	必需消費品	0.5%	19,200	11,849	17.2	1.5	4,303	8%	25,300	11,600
SSI	SSI 西貢證券股份公司	金融	1.2%	29,700	17,791	14.2	1.8	10,546	45%	37,250	9,569
STB	西貢商信銀行 (sacombank)	金融	3.3%	17,600	31,744	11.8	1.1	23,777	10%	21,700	7,120
TCB	越南技商股份銀行 (Techcombank)	金融	8.8%	35,000	122,672	9.9	1.7	18,197	22%	37,550	14,000
VCB	越南外商貿易股份銀行	金融	4.5%	98,900	366,808	19.9	3.7	993	24%	108,500	56,600
VHM	Vinhomes 股份公司	房地產	5.1%	98,400	323,688	11.6	3.8	2,810	22%	104,900	52,000
VIC	Vingroup 集團股份公司	房地產	7.9%	105,000	355,155	66.9	4.5	1,011	14%	116,000	68,000
VJC	Vietjet 越捷航空股份公司	工業	3.8%	130,600	68,413	988.8	4.6	633	19%	134,000	93,200
VNM	越南牛奶股份公司	必需消費品	10.0%	108,800	227,387	22.8	7.3	2,490	58%	117,200	69,750
VPB	Viet Nam Thinh Vuong (越南繁榮) 貿易股份銀行	金融	7.5%	36,600	89,844	8.6	1.7	6,467	23%	38,000	16,000
VRE	Vincom Retail 股份公司	房地產	1.9%	32,600	74,078	31.1	2.5	7,003	31%	38,300	16,900



We Create **Fortune**

## 元大證券（越南）公司

### 個人客戶分析部

**Nguyễn Th ê Minh**

研究分析經理

+84 28 3622 6868 ext 3826  
minh.nguyen@yuanta.com.vn

**Lý Thị Hi ền**

研究分析主管

+84 28 3622 6868 ext 3908  
hien.ly@yuanta.com.vn

**Quách Đức Khánh**

高級分析專員

+84 28 3622 6868 ext 3833  
khanh.quach@yuanta.com.vn

**Nguyễn Trịnh Ngọc Hồng**

高級分析專員

+84 28 3622 6868 ext 3832  
hong.nguyen@yuanta.com.vn

**Phạm Tấn Phát**

高級分析專員

+84 28 3622 6868 ext 3880  
phat.pham@yuanta.com.vn

### 個人客戶業務部

**Nguyễn Thanh Tùng**

總公司業務經理

+84 28 3622 6868 ext 3609  
tung.nguyen@yuanta.com.vn

**Phạm Đ ắc Thành**

北部區域經理

+84 28 3622 6868 ext 3416  
thanh.pham@yuanta.com.vn

**Nguyễn Mạnh Hoạt**

南部區域經理(胡志明市區域)

+84 28 3622 6868 ext 3847  
hoat.nguyen@yuanta.com.vn

**Lương Kỳ Ty**

堤岸分行經理

+84 28 3622 6868 ext 3653  
ty.luong@yuanta.com.vn

**Bùi Quốc Phong**

同奈分行經理

+84 28 3622 6868 ext 3701  
phong.bui@yuanta.com.vn

**Võ Thị Thu Thủy**

平陽分行經理

+84 28 3622 6868 ext 3505  
thuy.vo@yuanta.com.vn

**Nguyễn Việt Quang**

河內分行經理

+84 28 3622 6868 ext 3404  
quang.nguyen@yuanta.com.vn

**Võ Đình Tuấn**

峴港分行經理

+84 28 3622 6868 ext 3301  
tuau.vo@yuanta.com.vn

**Đình Thị Thu Cúc**

頭頓分行經理

+84 28 3622 6868 ext 3203  
cuc.dinh@yuanta.com.vn



We Create **Fortune**

## Appendix A: Important Disclosures

### Analyst Certification

Each research analyst primarily responsible for the content of this research report, in whole or in part, certifies that with respect to each security or issuer that the analyst covered in this report: (1) all of the views expressed accurately reflect his or her personal views about those securities or issuers; and (2) no part of his or her compensation was, is, or will be, directly or indirectly, related to the specific recommendations or views expressed by that research analyst in the research report.

### Ratings Definitions

**BUY:** We have a positive outlook on the stock based on our expected absolute or relative return over the investment period. Our thesis is based on our analysis of the company's outlook, financial performance, catalysts, valuation and risk profile. We recommend investors add to their position.

**HOLD-Outperform:** In our view, the stock's fundamentals are relatively more attractive than peers at the current price. Our thesis is based on our analysis of the company's outlook, financial performance, catalysts, valuation and risk profile.

**HOLD-Underperform:** In our view, the stock's fundamentals are relatively less attractive than peers at the current price. Our thesis is based on our analysis of the company's outlook, financial performance, catalysts, valuation and risk profile.

**SELL:** We have a negative outlook on the stock based on our expected absolute or relative return over the investment period. Our thesis is based on our analysis of the company's outlook, financial performance, catalysts, valuation and risk profile. We recommend investors reduce their position.

**Under Review:** We actively follow the company, although our estimates, rating and target price are under review.

**Restricted:** The rating and target price have been suspended temporarily to comply with applicable regulations and/or Yuanta policies.

Note: Yuanta research coverage with a Target Price is based on an investment period of 12 months. Greater China Discovery Series coverage does not have a formal 12 months Target Price and the recommendation is based on an investment period specified by the analyst in the report.

### Global Disclaimer

© 2020 Yuanta. All rights reserved. The information in this report has been compiled from sources we believe to be reliable, but we do not hold ourselves responsible for its completeness or accuracy. It is not an offer to sell or solicitation of an offer to buy any securities. All opinions and estimates included in this report constitute our judgment as of this date and are subject to change without notice.

This report provides general information only. Neither the information nor any opinion expressed herein constitutes an offer or invitation to make an offer to buy or sell securities or other investments. This material is prepared for general circulation to clients and is not intended to provide tailored investment advice and does not take into account the individual financial situation and objectives of any specific person who may receive this report. Investors should seek financial advice regarding the appropriateness of investing in any securities, investments or investment strategies discussed or recommended in this report. The information contained in this report has been compiled from sources believed to be reliable but no representation or warranty, express or implied, is made as to its accuracy, completeness or correctness. This report is not (and should not be construed as) a solicitation to act as securities broker or dealer in any jurisdiction by any person or company that is not legally permitted to carry on such business in that jurisdiction.

Yuanta research is distributed in the United States only to Major U.S. Institutional Investors (as defined in Rule 15a-6 under the Securities Exchange Act of 1934, as amended and SEC staff interpretations thereof). All transactions by a US person in the securities mentioned in this report must be effected through a registered broker-dealer under Section 15 of the Securities Exchange Act of 1934, as amended. Yuanta research is distributed in Taiwan by Yuanta Securities Investment Consulting. Yuanta research is distributed in Hong Kong by Yuanta Securities (Hong Kong) Co. Limited, which is licensed in Hong Kong by the Securities and Futures Commission for regulated activities, including Type 4 regulated activity (advising on securities). In Hong Kong, this research report may not be redistributed, retransmitted or disclosed, in whole or in part or any form or manner, without the express written consent of Yuanta Securities (Hong Kong) Co. Limited.