市場消極的走勢又重新出現

09/02/2021

有關新冠肺炎疫情的負面消息使股票市場遭受強大的壓力，並導致大多數證下跌。但是，我們觀察到，在流動性良好的股票中，除少數的權證（如 CVRE2014 和 CVRE2013）外，降幅並不是很大。我們相信，如果新冠的病疫繼續複雜化，市場負面的走勢仍然會發生，但是積極的是，恐慌情緒尚未發生，市場稍後可以恢復。投資者可以利用市場的強勁下跌以低比例買進權證。

成交值和成交量

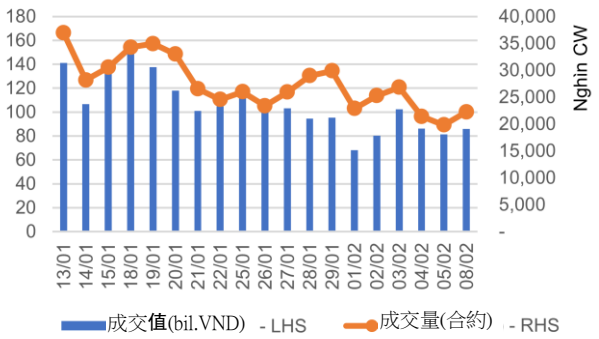

根據認股權證代碼分配成交值

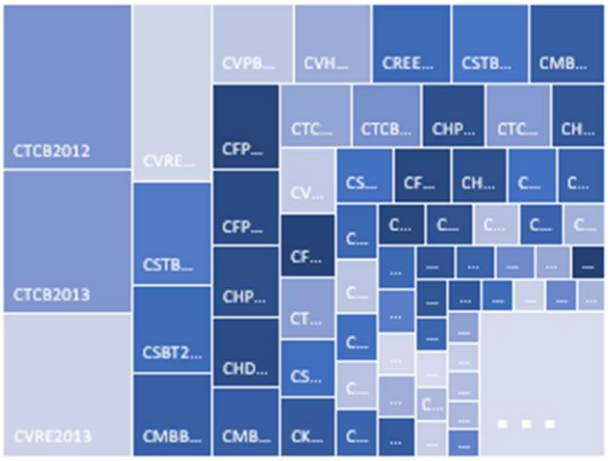

根據標的股票代碼分配成交值

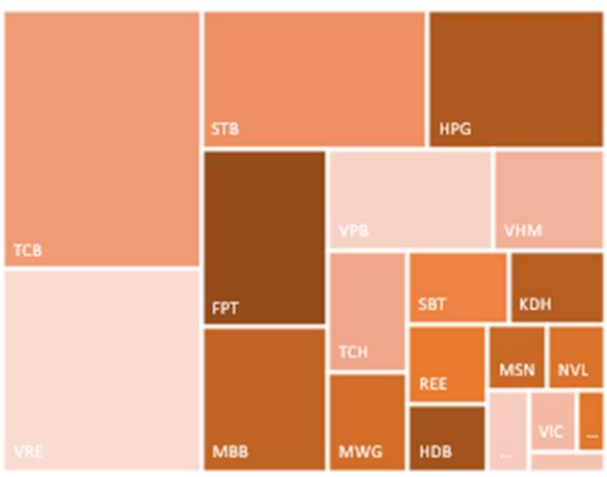

源自: YSVN

當日成交及相關指數

代碼	漲跌 (+/-%)	收盤	成交量 (合約)	成交值 (十億越盾)	現金狀態	Premium	槓桿	剩餘交易盤數	隱含波動
CEIB2001	-1.3%	1,570	17,600	0.03	OTM	94.5%		58	500%
CFPT2010	-21.5%	16,100	18,600	0.38	ITM	-4.5%	4.42	34	0%
CFPT2011	-8.2%	4,680	234,400	1.10	ITM	0.1%	3.05	36	0%
CFPT2012	-7.7%	4,190	444,100	1.87	ITM	0.9%	3.39	58	37%
CFPT2013	-13.4%	9,000	23,700	0.24	ITM	-1.8%	3.95	41	0%
CFPT2014	-4.8%	10,000	6,600	0.07	ITM	5.2%	3.53	42	94%
CFPT2015	-8.1%	4,210	144,100	0.62	ITM	-0.4%	3.39	28	0%
CFPT2016	-5.3%	4,690	209,600	0.99	ITM	3.0%	3.00	94	55%
CFPT2017	-9.4%	4,260	381,300	1.66	ITM	0.8%	4.12	53	0%
CHDB2007	-3.1%	2,490	630,200	1.52	ITM	4.0%	3.06	54	85%
CHDB2008	-7.0%	2,000	29,500	0.06	OTM	44.5%	0.99	58	205%
CHDB2101	-5.0%	1,900	51,600	0.10	OTM	68.0%	0.69	160	157%
CHPG2010	-10.7%	4,410	335,900	1.54	ITM	1.5%	2.83	38	82%
CHPG2014	-6.9%	24,200	5,900	0.14	ITM	24.0%	1.69	49	299%
CHPG2015	-11.2%	22,610	7,400	0.17	ITM	20.1%	1.81	14	500%
CHPG2017	-9.1%	3,000	426,800	1.34	ITM	0.0%	3.41	6	0%
CHPG2018	-10.4%	3,700	257,200	0.98	ITM	9.5%	2.69	67	114%
CHPG2020	-4.4%	17,500	14,700	0.26	ITM	6.4%	2.31	99	93%
CHPG2021	-6.1%	8,700	29,400	0.26	ITM	3.7%	2.35	36	136%
CHPG2022	-4.1%	8,150	75,300	0.61	ITM	5.9%	2.50	58	115%
CHPG2024	-9.9%	7,300	28,400	0.21	ITM	2.9%	2.80	41	98%
CHPG2025	-14.5%	9,700	11,100	0.11	ITM	6.8%	3.93	42	91%
CHPG2026	-10.9%	4,900	87,400	0.44	ITM	13.2%	3.33	63	96%
CHPG2101	-4.8%	4,000	92,300	0.38	OTM	53.8%	1.01	160	142%
CHPG2102	-5.3%	9,000	127,100	1.15	OTM	22.2%	2.61	103	86%
CKDH2001	-4.2%	2,040	165,700	0.34	ITM	10.9%	3.55	67	92%
CKDH2002	-17.0%	2,000	480,600	1.02	ITM	14.0%	3.21	133	69%
CKDH2003	-17.6%	1,590	140,900	0.24	ITM	1.5%	4.87	6	138%
CKDH2004	-17.5%	3,210	136,400	0.47	ITM	6.2%	4.62	42	79%
CKDH2101	0.0%	2,060	73,100	0.15	OTM	40.8%	1.36	160	114%
CMBB2008	-6.9%	7,820	19,400	0.16	ITM	1.2%	3.51	34	66%
CMBB2009	-4.6%	4,580	391,200	1.91	ITM	17.8%	2.55	36	206%
CMBB2010	-5.1%	9,000	156,900	1.47	ITM	4.6%	2.63	88	78%
CMBB2011	-8.1%	8,150	232,900	2.10	ITM	1.0%	2.93	22	98%
CMSN2007	-13.3%	3,900	10,100	0.04	ITM	10.7%	2.22	54	165%
CMSN2009	-9.5%	3,610	55,900	0.20	ITM	13.2%	2.35	67	146%
CMSN2010	-11.1%	16,000	3,900	0.06	ITM	0.4%	2.71	34	53%
CMSN2011	-5.4%	7,650	19,700	0.15	ITM	5.4%	2.24	36	162%
CMSN2012	2.2%	13,800	3,000	0.04	ITM	6.9%	3.09	42	117%
CMSN2013	-39.1%	1,400	121,600	0.24	OTM	8.5%	6.24	13	95%
CMSN2014	-10.9%	1,390	94,000	0.12	OTM	18.9%	2.43	14	196%
CMSN2101	-13.6%	1,900	94,600	0.20	OTM	61.2%	0.85	160	163%
CMSN2102	-7.1%	1,950	75,100	0.15	OTM	75.4%	0.53	160	177%
CMWG2013	-10.1%	18,530	21,600	0.43	ITM	3.5%	3.22	99	50%
CMWG2015	-8.5%	3,110	259,800	0.85	ITM	2.0%	3.87	63	45%
CMWG2016	-5.0%	2,850	197,400	0.58	ITM	6.2%	3.79	86	55%
CMWG2017	-7.4%	3,000	205,100	0.63	ITM	2.7%	4.72	53	46%
CNVL2002	-15.4%	3,670	94,200	0.36	ITM	-3.7%	4.43	20	0%
CNVL2003	-14.5%	1,940	363,700	0.75	ITM	7.3%	3.97	87	65%
CNVL2101	-1.4%	2,130	43,700	0.08	OTM	44.2%	1.39	160	145%

CPNJ2009	-8.8%	3,100	164,700	0.53	ITM	2.3%	3.25	36	85%
CREE2006	1.2%	3,270	562,900	1.95	ITM	2.0%	4.05	63	45%
CSBT2007	4.0%	3,100	701,200	2.18	ITM	4.6%	3.32	54	82%
CSBT2101	-3.6%	1,890	50,900	0.09	OTM	66.0%	0.76	160	171%
CSTB2006	-9.2%	3,140	104,100	0.33	ITM	10.2%	2.72	38	158%
CSTB2007	-6.3%	3,450	294,800	1.03	ITM	2.9%	2.51	54	94%
CSTB2010	-4.6%	3,110	205,400	0.67	ITM	4.7%	2.70	87	75%
CSTB2011	-10.5%	3,570	263,800	1.00	ITM	3.9%	4.48	34	74%
CSTB2012	-10.2%	4,670	164,600	0.85	ITM	1.6%	3.66	36	65%
CSTB2013	-9.2%	5,600	316,300	1.92	ITM	1.1%	3.11	22	95%
CSTB2014	-6.7%	6,110	402,400	2.59	ITM	4.1%	2.74	88	70%
CSTB2015	-11.4%	1,870	264,700	0.51	ITM	1.8%	4.63	14	99%
CSTB2016	-5.0%	2,290	89,700	0.21	ITM	7.6%	3.40	58	87%
CSTB2017	-10.3%	3,500	74,000	0.27	ITM	8.0%	4.01	53	76%
CSTB2101	-4.8%	2,190	141,300	0.31	OTM	51.6%	1.24	160	105%
CTCB2009	-3.6%	13,500	31,700	0.42	ITM	1.4%	2.59	34	96%
CTCB2010	-8.7%	6,850	203,200	1.46	ITM	0.6%	2.55	36	66%
CTCB2012	-8.0%	14,080	467,100	6.79	ITM	3.1%	2.45	122	58%
CTCB2013	-6.1%	12,770	442,100	5.86	ITM	2.2%	2.73	58	75%
CTCB2101	-1.8%	9,420	140,000	1.33	ITM	15.5%	2.80	169	65%
CTCH2001	2.8%	1,450	746,600	1.08	OTM	33.3%	1.73	67	146%
CTCH2002	-47.4%	200	1,210,900	0.30	OTM	4.9%	12.22	6	71%
CTCH2003	-11.5%	1,620	852,600	1.46	OTM	41.6%	1.55	133	119%
CTCH2101	-1.9%	2,650	75,200	0.18	OTM	67.9%	0.86	160	187%
CVHM2006	-17.6%	1,260	303,500	0.40	ITM	16.2%	3.04	54	123%
CVHM2008	-8.8%	2,180	840,900	1.95	ITM	16.9%	3.03	87	87%
CVHM2009	-11.6%	2,900	156,100	0.47	ITM	6.7%	3.24	36	120%
CVHM2010	-11.3%	2,910	179,000	0.55	ITM	11.5%	3.05	58	115%
CVHM2101	-7.0%	2,400	66,600	0.16	OTM	53.4%	1.02	160	145%
CVIC2004	-7.4%	1,250	49,300	0.06	ITM	23.8%	2.36	54	136%
CVIC2005	-9.8%	1,750	120,300	0.21	OTM	23.1%	2.57	87	83%
CVIC2006	-4.5%	2,520	122,700	0.30	ITM	11.1%	3.70	36	124%
CVIC2007	-13.8%	500	180,100	0.09	OTM	20.0%	0.91	14	155%
CVIC2101	-11.7%	1,820	146,300	0.27	OTM	61.7%	0.67	160	140%
CVJC2004	-21.9%	1,000	134,700	0.14	ITM	8.8%	4.87	54	67%
CVJC2006	-12.8%	1,290	275,900	0.36	ITM	9.9%	3.98	87	64%
CVNM2007	-24.0%	950	14,200	0.01	OTM	14.5%	3.04	20	91%
CVNM2011	-5.3%	1,600	177,800	0.28	OTM	55.6%	0.42	87	165%
CVNM2012	-10.7%	5,000	6,800	0.03	OTM	12.9%	4.40	34	75%
CVNM2013	-9.5%	1,900	107,600	0.21	ITM	16.8%	3.28	36	118%
CVNM2014	-15.6%	1,680	47,600	0.08	OTM	39.6%	0.17	42	108%
CVNM2015	-18.4%	1,240	104,000	0.13	ITM	8.6%	6.10	13	118%
CVNM2016	-14.6%	760	77,100	0.05	OTM	22.1%	1.01	14	196%
CVNM2101	-8.9%	2,050	105,400	0.22	OTM	59.4%	0.74	160	146%
CVPB2010	-8.6%	11,830	49,100	0.60	ITM	-0.5%	3.04	34	0%
CVPB2011	-12.4%	5,880	101,600	0.64	ITM	-0.7%	3.02	58	0%
CVPB2012	-5.9%	6,580	107,100	0.72	ITM	0.4%	2.73	36	43%
CVPB2013	-4.5%	9,450	5,200	0.05	ITM	1.3%	3.69	42	53%
CVPB2015	-7.8%	11,430	172,300	2.02	ITM	4.0%	2.88	122	50%
CVPB2016	-7.9%	9,710	116,100	1.14	ITM	2.0%	3.52	58	53%
CVPB2017	-9.3%	2,040	20,300	0.04	ITM	42.8%	1.45	58	308%
CVRE2007	-13.4%	1,030	261,200	0.27	OTM	24.5%	2.10	38	130%
CVRE2009	-7.4%	1,250	62,400	0.08	OTM	20.5%	2.79	76	93%
CVRE2010	-30.3%	460	533,200	0.29	ITM	3.0%	11.93	6	74%
CVRE2011	-7.5%	1,480	241,800	0.35	OTM	22.4%	2.71	87	87%
CVRE2012	-15.9%	1,800	173,500	0.33	ITM	9.1%	3.77	36	109%

CVRE2013	-11.4%	6,600	904,600	5.81	ITM	10.4%	3.48	122	55%
CVRE2014	-27.4%	4,620	847,300	4.43	ITM	3.9%	5.24	58	43%
CVRE2015	-17.1%	2,900	154,900	0.50	ITM	7.8%	4.21	53	71%
CVRE2101	-16.0%	2,100	161,300	0.36	OTM	39.1%	1.68	160	98%

源自: Fiinpro, YSVN

Premium =（行使價格 + 認股權證價格 x 轉換率） – 標的證券的目前價格（盈虧平衡價格與標的證券的目前價格之差）。
槓桿 (Effective gearing) 越高，按標的證券的波動率就越大。
為了限制風險，投資者應選擇具有現金狀態 (ITM)，Premium 或隱含波動率偏低的認股權證。此外，投資者也應優先對具有偏長（兩週以上）的剩餘交易盤數（直至到期日）的權證進行交易，以限制風險。

標的股票的技術建議綜合表

代碼	建議價格	目前價格	短期趨勢	中期趨勢	短期目標	*與目前價格相比的短期上漲空間*	短期停損	Reward/Risk
CTD		68.60	下跌	上漲			75.65	-
DPM		15.90	下跌	上漲			16.63	-
FPT	66.00	71.30	上漲	上漲	74.24	12%	67.35	(6.11)
HDB		23.45	下跌	上漲			24.22	-
HPG	42.00	40.90	上漲	上漲	48.52	16%	38.75	2.01
MBB		23.90	下跌	上漲			24.84	-
MSN		85.60	下跌	上漲			92.15	-
MWG		128.50	下跌	上漲			134.91	-
NVL	75.90	77.70	上漲	上漲	84.11	11%	75.61	27.90
PNJ		80.90	下跌	上漲			85.25	-
REE	53.50	54.00	上漲	上漲	62.94	18%	49.01	2.10
ROS		3.65	下跌	上漲			4.29	-
STB		17.40	下跌	上漲			18.46	-
TCB	36.30	35.00	上漲	上漲	39.60	9%	33.72	1.28
VHM	97.20	94.70	上漲	上漲	107.44	11%	90.26	1.47
VIC	105.90	101.00	上漲	上漲	120.59	14%	98.81	2.07
VJC	131.00	124.60	上漲	上漲	143.26	9%	124.00	1.75
VNM	106.40	105.30	上漲	上漲	117.94	11%	102.91	3.31
VPB	35.45	36.00	上漲	上漲	40.41	14%	33.12	2.13
VRE		30.90	下跌	上漲			34.36	-

源自: YSVN

認股權證的隱含波動 VS 標的股票過去期間的波動

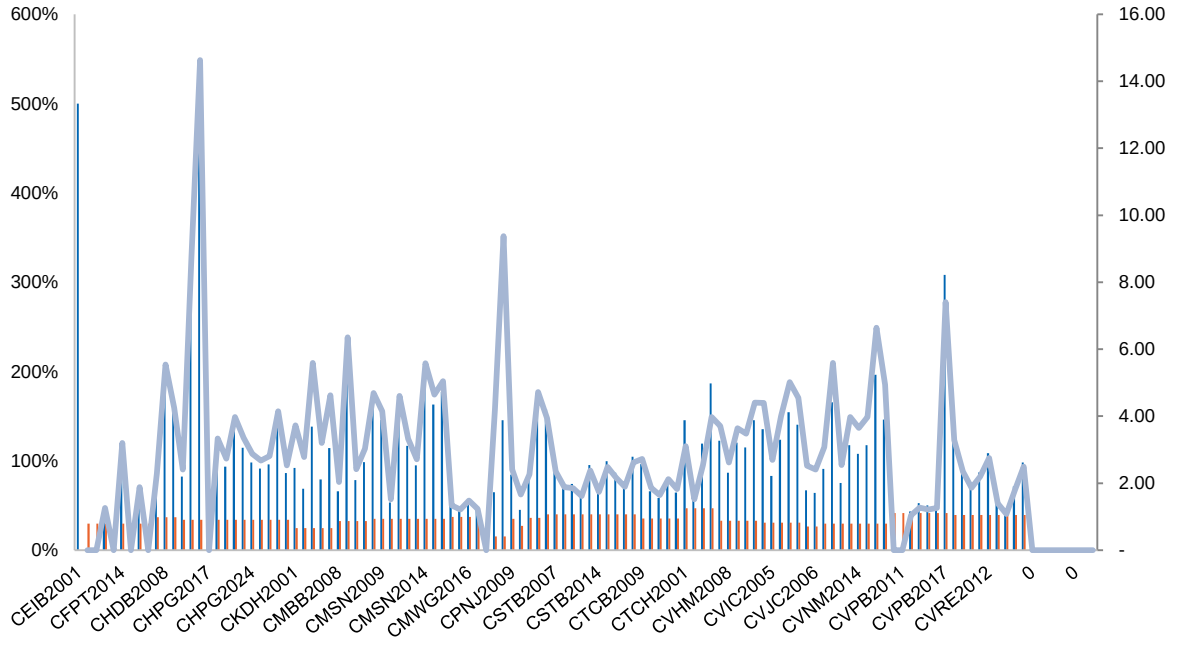

源自: YSVN

(*) 橙色列是標的股票過去期間的波動；藍色列是認股權證的隱含波動。
(*) 投資者可使用“隱含波動”來比較同一標的股票的認股權證。隱含波動率越大，對標的股票的價格變動率期望就越高（換句話說，隱含波動率越大，認股權證就越昂貴）。

認股權證訊息

認股權證代碼	發行商	期限	轉換率	發行價格	發行量	行使價格	最後交易日
CEIB2001	KISVN	4 月	10.00000 : 1	1,000	1,000,000	18,818	29/04/2021
CFPT2010	VND	6 月	1.00000 : 1	7,900	1,000,000	52,000	26/03/2021
CFPT2011	HCM	6 月	5.00000 : 1	1,700	5,000,000	48,000	30/03/2021
CFPT2012	HCM	7 月	5.00000 : 1	1,500	5,000,000	51,000	29/04/2021
CFPT2013	BSC	6 月	2.00000 : 1	3,800	1,500,000	52,000	06/04/2021
CFPT2014	VCI	6 月	2.00000 : 1	2,000	1,000,000	55,000	07/04/2021
CFPT2015	SSI	5 月	5.00000 : 1	2,070	5,000,000	50,000	18/03/2021
CFPT2016	SSI	8 月	5.00000 : 1	2,580	5,000,000	50,000	18/06/2021
CFPT2017	MBS	4.5 月	4.00000 : 1	2,340	2,400,000	54,800	22/04/2021
CHDB2007	KISVN	9 月	3.03026 : 1	1,300	2,000,000	16,831	23/04/2021
CHDB2008	KISVN	6 月	4.00000 : 1	1,000	3,000,000	25,888	29/04/2021
CHDB2101	KISVN	9 月	5.00000 : 1	1,000	2,000,000	29,888	20/09/2021
CHPG2010	KISVN	10 月	3.27240 : 1	1,800	2,000,000	27,079	01/04/2021
CHPG2014	SSI	9 月	1.00000 : 1	7,200	3,000,000	26,500	16/04/2021
CHPG2015	SSI	7.5 月	1.00000 : 1	6,700	3,000,000	26,500	26/02/2021
CHPG2017	KISVN	6 月	4.00000 : 1	1,000	3,000,000	28,888	16/02/2021
CHPG2018	KISVN	9 月	4.00000 : 1	1,200	3,000,000	29,999	12/05/2021
CHPG2020	VND	9 月	1.00000 : 1	5,700	1,000,000	26,000	27/06/2021
CHPG2021	HCM	6 月	2.00000 : 1	2,400	5,000,000	25,000	30/03/2021

CHPG2022	HCM	7 月	2.00000 : 1	2,100	5,000,000	27,000	29/04/2021
CHPG2024	BSC	6 月	2.00000 : 1	2,200	2,000,000	27,500	06/04/2021
CHPG2025	VCI	6 月	1.00000 : 1	2,000	1,000,000	34,000	07/04/2021
CHPG2026	MBS	5 月	2.00000 : 1	3,350	3,000,000	36,500	06/05/2021
CHPG2101	KISVN	9 月	4.00000 : 1	1,050	2,000,000	46,888	20/09/2021
CHPG2102	ACBS	6 月	1.00000 : 1	6,600	2,000,000	41,000	01/07/2021
CKDH2001	KISVN	7 月	4.00000 : 1	1,400	3,000,000	26,222	12/05/2021
CKDH2002	KISVN	10 月	4.00000 : 1	1,600	3,000,000	27,333	12/08/2021
CKDH2003	KISVN	4 月	4.00000 : 1	1,100	4,000,000	25,111	16/02/2021
CKDH2004	MBS	4 月	2.00000 : 1	2,180	2,000,000	26,500	07/04/2021
CKDH2101	KISVN	9 月	5.00000 : 1	1,000	2,000,000	33,333	20/09/2021
CMBB2008	VND	6 月	0.86950 : 1	3,400	3,000,000	17,390	26/03/2021
CMBB2009	HCM	6 月	2.00000 : 1	1,700	5,000,000	19,000	30/03/2021
CMBB2010	SSI	8 月	1.00000 : 1	4,600	3,000,000	16,000	10/06/2021
CMBB2011	SSI	5 月	1.00000 : 1	3,800	3,000,000	16,000	10/03/2021
CMSN2007	KISVN	9 月	9.88200 : 1	1,400	3,000,000	56,197	23/04/2021
CMSN2009	KISVN	9 月	9.88200 : 1	1,200	3,000,000	61,267	12/05/2021
CMSN2010	VND	6 月	1.97640 : 1	4,800	1,500,000	54,351	26/03/2021
CMSN2011	HCM	6 月	5.00000 : 1	2,000	5,000,000	52,000	30/03/2021
CMSN2012	VCI	6 月	1.97640 : 1	2,000	1,000,000	64,233	07/04/2021
CMSN2013	MBS	4 月	4.94100 : 1	2,250	2,000,000	85,973	25/02/2021
CMSN2014	KISVN	4 月	10.00000 : 1	1,100	2,500,000	87,878	26/02/2021
CMSN2101	KISVN	9 月	20.00000 : 1	1,000	2,000,000	99,999	20/09/2021
CMSN2102	KISVN	9 月	20.00000 : 1	1,000	2,000,000	111,111	20/09/2021
CMWG2013	VND	9 月	2.00000 : 1	12,000	1,000,000	96,000	27/06/2021
CMWG2015	HCM	6 月	10.00000 : 1	1,900	5,000,000	100,000	06/05/2021
CMWG2016	HCM	7 月	10.00000 : 1	1,700	5,000,000	108,000	08/06/2021
CMWG2017	MBS	4.5 月	8.00000 : 1	2,410	2,400,000	108,000	22/04/2021
CNVL2002	KISVN	9 月	4.78100 : 1	2,000	1,500,000	57,266	08/03/2021
CNVL2003	KISVN	9 月	10.00000 : 1	1,000	5,000,000	63,979	09/06/2021
CNVL2101	KISVN	9 月	16.00000 : 1	1,000	2,000,000	77,999	20/09/2021
CPNJ2009	HCM	6 月	8.00000 : 1	1,400	5,000,000	58,000	30/03/2021
CREE2006	HCM	6 月	4.00000 : 1	1,500	5,000,000	42,000	06/05/2021
CSBT2007	KISVN	9 月	1.93720 : 1	1,700	2,000,000	15,497	23/04/2021
CSBT2101	KISVN	9 月	5.00000 : 1	1,100	2,000,000	24,666	20/09/2021
CSTB2006	KISVN	10 月	2.00000 : 1	1,580	2,000,000	12,888	01/04/2021
CSTB2007	KISVN	10 月	2.00000 : 1	1,500	3,000,000	10,999	23/04/2021
CSTB2010	KISVN	9 月	2.00000 : 1	1,100	3,500,000	11,999	09/06/2021
CSTB2011	VND	6 月	1.00000 : 1	2,700	5,000,000	14,500	26/03/2021
CSTB2012	HCM	6 月	1.00000 : 1	2,500	5,000,000	13,000	30/03/2021
CSTB2013	SSI	5 月	1.00000 : 1	3,200	5,000,000	12,000	10/03/2021
CSTB2014	SSI	8 月	1.00000 : 1	3,800	5,000,000	12,000	10/06/2021
CSTB2015	KISVN	4 月	2.00000 : 1	1,200	3,000,000	13,979	26/02/2021
CSTB2016	KISVN	6 月	2.00000 : 1	1,200	3,000,000	14,141	29/04/2021
CSTB2017	MBS	4.5 月	1.00000 : 1	2,680	2,000,000	15,300	22/04/2021
CSTB2101	KISVN	9 月	2.00000 : 1	1,000	2,000,000	21,999	20/09/2021
CTCB2009	VND	6 月	1.00000 : 1	4,400	3,000,000	22,000	26/03/2021
CTCB2010	HCM	6 月	2.00000 : 1	2,000	5,000,000	21,500	30/03/2021
CTCB2012	SSI	8 月	1.00000 : 1	5,400	5,000,000	22,000	28/07/2021
CTCB2013	SSI	5 月	1.00000 : 1	4,700	7,000,000	23,000	29/04/2021

CTCB2101	ACBS	9 月	1.00000 : 1	5,000	1,000,000	31,000	01/10/2021
CTCH2001	KISVN	7 月	3.90200 : 1	1,400	4,000,000	22,327	12/05/2021
CTCH2002	KISVN	4 月	3.90200 : 1	1,100	5,000,000	21,243	16/02/2021
CTCH2003	KISVN	10 月	3.90200 : 1	1,600	3,000,000	23,411	12/08/2021
CTCH2101	KISVN	9 月	4.00000 : 1	1,000	2,000,000	24,666	20/09/2021
CVHM2006	KISVN	9 月	20.00000 : 1	1,000	3,000,000	84,888	23/04/2021
CVHM2008	KISVN	9 月	10.00000 : 1	1,400	3,500,000	88,888	09/06/2021
CVHM2009	HCM	6 月	10.00000 : 1	1,400	5,000,000	72,000	30/03/2021
CVHM2010	HCM	7 月	10.00000 : 1	1,300	5,000,000	76,500	29/04/2021
CVHM2101	KISVN	9 月	16.00000 : 1	1,100	2,000,000	106,888	20/09/2021
CVIC2004	KISVN	9 月	20.00000 : 1	1,000	3,000,000	99,999	23/04/2021
CVIC2005	KISVN	9 月	10.00000 : 1	1,500	3,000,000	106,868	09/06/2021
CVIC2006	HCM	6 月	10.00000 : 1	1,700	5,000,000	87,000	30/03/2021
CVIC2007	KISVN	4 月	20.00000 : 1	1,000	2,500,000	111,222	26/02/2021
CVIC2101	KISVN	9 月	20.00000 : 1	1,000	2,000,000	126,888	20/09/2021
CVJC2004	KISVN	9 月	20.00000 : 1	1,200	2,000,000	115,511	23/04/2021
CVJC2006	KISVN	9 月	20.00000 : 1	1,000	5,000,000	111,111	09/06/2021
CVNM2007	KISVN	9 月	8.12835 : 1	2,400	2,000,000	112,893	08/03/2021
CVNM2011	KISVN	9 月	19.81800 : 1	1,100	5,000,000	132,120	09/06/2021
CVNM2012	VND	6 月	1.98180 : 1	7,700	1,000,000	108,999	26/03/2021
CVNM2013	HCM	6 月	10.00000 : 1	1,900	5,000,000	104,000	30/03/2021
CVNM2014	VCI	6 月	4.95450 : 1	2,000	1,000,000	138,726	07/04/2021
CVNM2015	MBS	4 月	9.90900 : 1	1,750	2,000,000	102,063	25/02/2021
CVNM2016	KISVN	4 月	20.00000 : 1	1,000	2,500,000	113,388	26/02/2021
CVNM2101	KISVN	9 月	20.00000 : 1	1,100	2,000,000	126,888	20/09/2021
CVPB2010	VND	6 月	1.00000 : 1	4,700	2,000,000	24,000	26/03/2021
CVPB2011	HCM	7 月	2.00000 : 1	1,900	5,000,000	24,000	29/04/2021
CVPB2012	HCM	6 月	2.00000 : 1	2,000	5,000,000	23,000	30/03/2021
CVPB2013	VCI	6 月	1.00000 : 1	2,000	1,000,000	27,000	07/04/2021
CVPB2015	SSI	8 月	1.00000 : 1	5,600	5,000,000	26,000	28/07/2021
CVPB2016	SSI	5 月	1.00000 : 1	4,800	7,000,000	27,000	29/04/2021
CVPB2017	KISVN	4 月	10.00000 : 1	1,000	1,000,000	30,999	29/04/2021
CVRE2007	KISVN	10 月	5.00000 : 1	1,520	2,000,000	33,333	01/04/2021
CVRE2009	KISVN	10 月	5.00000 : 1	1,400	3,000,000	30,999	25/05/2021
CVRE2010	KISVN	6 月	4.00000 : 1	1,100	2,000,000	29,999	16/02/2021
CVRE2011	KISVN	9 月	4.00000 : 1	1,500	2,500,000	31,888	09/06/2021
CVRE2012	HCM	6 月	4.00000 : 1	1,300	5,000,000	26,500	30/03/2021
CVRE2013	SSI	8 月	1.00000 : 1	5,000	5,000,000	27,500	28/07/2021
CVRE2014	SSI	5 月	1.00000 : 1	4,600	7,000,000	27,500	29/04/2021
CVRE2015	MBS	4.5 月	2.00000 : 1	2,270	2,000,000	27,500	22/04/2021
CVRE2101	KISVN	9 月	4.00000 : 1	1,200	2,000,000	34,567	20/09/2021

源自： FiinPro, YSVN

元大證券（越南）公司

個人客戶分析部

Nguyễn Th ế Minh
研究分析經理
+84 28 3622 6868 ext 3826
minh.nguyen@yuanta.com.vn

Lý Thị Hi ề n
研究分析主管
+84 28 3622 6868 ext 3908
hien.ly@yuanta.com.vn

Quách Đức Khánh
高級分析專員
+84 28 3622 6868 ext 3833
khanh.quach@yuanta.com.vn

Nguyễn Trịnh Ngọc Hồng
高級分析專員
+84 28 3622 6868 ext 3832
hong.nguyen@yuanta.com.vn

Phạm Tấn Phát
高級分析專員
+84 28 3622 6868 ext 3880
phat.pham@yuanta.com.vn

個人客戶業務部

Nguyễn Thanh Tùng
總公司業務經理
+84 28 3622 6868 ext 3609
tung.nguyen@yuanta.com.vn

Phạm Đắc Thành
北部區域經理
+84 28 3622 6868 ext 3416
thanh.pham@yuanta.com.vn

Nguyễn Mạnh Hoạt
南部區域經理（胡志明市）
+84 28 3622 6868 ext 3847
hoat.nguyen@yuanta.com.vn

Lương Kỳ Tỵ
堤岸分行經理
+84 28 3622 6868 ext 3653
ty.luong@yuanta.com.vn

Bùi Quốc Phong
同奈分行經理
+84 28 3622 6868 ext 3701
phong.bui@yuanta.com.vn

Võ Thị Thu Thủy
平陽分行經理
+84 28 3622 6868 ext 3505
thuy.vo@yuanta.com.vn

Nguyễn Việt Quang
河內分行經理
+84 28 3622 6868 ext 3404
quang.nguyen@yuanta.com.vn

Võ Đình Tuấn
峴港分行經理
+84 28 3622 6868 ext 3301
tuan.vo@yuanta.com.vn

Đinh Thị Thu Cúc
頭頓分行經理
+84 28 3622 6868 ext 3203
cuc.dinh@yuanta.com.vn

Appendix A: Important Disclosures

Analyst Certification

Each research analyst primarily responsible for the content of this research report, in whole or in part, certifies that with respect to each security or issuer that the analyst covered in this report: (1) all of the views expressed accurately reflect his or her personal views about those securities or issuers; and (2) no part of his or her compensation was, is, or will be, directly or indirectly, related to the specific recommendations or views expressed by that research analyst in the research report.

Ratings Definitions

BUY: We have a positive outlook on the stock based on our expected absolute or relative return over the investment period. Our thesis is based on our analysis of the company's outlook, financial performance, catalysts, valuation and risk profile. We recommend investors add to their position.

HOLD-Outperform: In our view, the stock's fundamentals are relatively more attractive than peers at the current price. Our thesis is based on our analysis of the company's outlook, financial performance, catalysts, valuation and risk profile.

HOLD-Underperform: In our view, the stock's fundamentals are relatively less attractive than peers at the current price. Our thesis is based on our analysis of the company's outlook, financial performance, catalysts, valuation and risk profile.

SELL: We have a negative outlook on the stock based on our expected absolute or relative return over the investment period. Our thesis is based on our analysis of the company's outlook, financial performance, catalysts, valuation and risk profile. We recommend investors reduce their position.

Under Review: We actively follow the company, although our estimates, rating and target price are under review.

Restricted: The rating and target price have been suspended temporarily to comply with applicable regulations and/or Yuanta policies.

Note: Yuanta research coverage with a Target Price is based on an investment period of 12 months. Greater China Discovery Series coverage does not have a formal 12-month Target Price and the recommendation is based on an investment period specified by the analyst in the report.

Global Disclaimer

© 2020 Yuanta. All rights reserved. The information in this report has been compiled from sources we believe to be reliable, but we do not hold ourselves responsible for its completeness or accuracy. It is not an offer to sell or solicitation of an offer to buy any securities. All opinions and estimates included in this report constitute our judgment as of this date and are subject to change without notice.

This report provides general information only. Neither the information nor any opinion expressed herein constitutes an offer or invitation to make an offer to buy or sell securities or other investments. This material is prepared for general circulation to clients and is not intended to provide tailored investment advice and does not take into account the individual financial situation and objectives of any specific person who may receive this report. Investors should seek financial advice regarding the appropriateness of investing in any securities, investments or investment strategies discussed or recommended in this report. The information contained in this report has been compiled from sources believed to be reliable but no representation or warranty, express or implied, is made as to its accuracy, completeness or correctness. This report is not (and should not be construed as) a solicitation to act as securities broker or dealer in any jurisdiction by any person or company that is not legally permitted to carry on such business in that jurisdiction.

Yuanta research is distributed in the United States only to Major U.S. Institutional Investors (as defined in Rule 15a-6 under the Securities Exchange Act of 1934, as amended and SEC staff interpretations thereof). All transactions by a US person in the securities mentioned in this report must be effected through a registered broker-dealer under Section 15 of the Securities Exchange Act of 1934, as amended. Yuanta research is distributed in Taiwan by Yuanta Securities Investment Consulting. Yuanta research is distributed in Hong Kong by Yuanta Securities (Hong Kong) Co. Limited, which is licensed in Hong Kong by the Securities and Futures Commission for regulated activities, including Type 4 regulated activity (advising on securities). In Hong Kong, this research report may not be redistributed, retransmitted or disclosed, in whole or in part or and any form or manner, without the express written consent of Yuanta Securities (Hong Kong) Co. Limited.