

當日市場：流動性減少的修正交易日

2021/02/02

市場走勢

市場指數	VNI	HNI	UPCOM
收盤	1,075.53	215.36	71.66
%日	3.86%	3.12%	0.82%
%週	-5.33%	-5.47%	-6.23%
%月	-2.57%	6.03%	-3.75%
%年	14.83%	110.39%	29.98%
成交值(十億盾)			
當日	12,888	1,504	589
日均量/週	15,608	1,965	754
日均量/月	16,655	2,322	944
外資進出			
買進	1,819.32	16.71	13.59
賣出	1,713.83	23.75	26.81
買賣超	105.49	-7.05	-13.22
市場漲跌家數			
上漲	238	105	128
下跌	109	67	115
持平	65	190	660
市場指標			
P/E	16.04	13.81	25.99
總市值 (兆盾)	3,885	248	973
股息殖利率	2.80%	4.04%	3.98%

資料源: Bloomberg - YSVN

VNINDEX



HNIINDEX



市場走勢

越南股市經過上一交易日的調整後，區域和世界的股市也有所上漲的情況下，已重新獲得了上漲的動力。VN-Index 收盤上漲 3.86%，報 1075.53 點，而 HNX-Index 上漲 3.12%，報 215.36 點。Upcom-Index 上漲 0.82%。三大市場的交易價值下降至 13 兆 4,080 億越南盾。

得益於大型股帶動了強勁的上漲，VN30-Index 上漲 4.8%。值得注意的是，Vingroup 的股票如 VIC (+7%)，VHM (+6.9%)，VRE (+6.5%) 以及其他藍籌股如 VPB (+6.9%)，REE (+6.8%)，VCB (+5.9%)，STB (+6.5%)，TCB (+5.6%)，MBB (+6.1%)，CTG (+5.9%)，HPG (+5.6%)，VNM (+3.6%) 等。

在 HNX 上，SHB (+8.9%)，PVS (+5.1%)，SHS (+7.6%)，NDN (+5.3%) 是帶領漲勢的股票。

外資繼續在市場上買超，價值為 850 億越南盾。HPG (1520 億)，VNM (1200 億) 和 VHM (970 億) 是被購買最多的股票。另一方面，他們賣超 VRE (540 億)，HSG (440 億) 和 MSN (380 億)。

市場短期觀點

我們認為，VN-Index 可能會在下一個交易日很快重新測試 1,100 點水平。同時，我們仍然認為市場處於技術復甦階段，沒有完全反轉的警告信號，尤其是現金流仍然很低，表明短期投資者還沒有準備好返回市場，儘管也存在新的投資機會。此外，短期情緒指標深深陷入過度悲觀的區域，這表明建立底部區域的可能性很高。

總體市場的短期趨勢仍然是下跌。因此，我們建議短期投資者繼續持有低比例的股票，並可能考慮以低比例進行新投資。

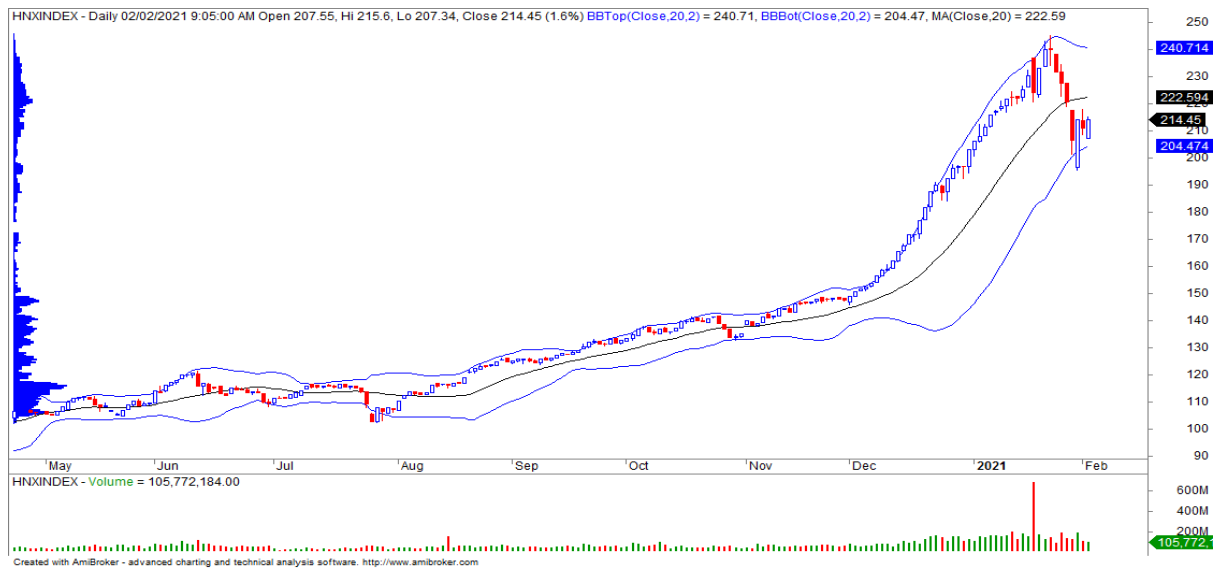
請在 <https://ysradar.yuanta.com.vn/> 查看有關股票的信號。

We Create Fortune

技術分析圖



指數技術分析圖 VN-Index



指數技術分析圖 HNX-Index

指數	短期趨勢	中期趨勢	阻力區 1	阻力區 2	支撐區 1	支撐區 2
VN-Index	下跌	中立	1107	1200	970	910
HNX-Index	下跌	中立	231	248	196	180
VN30	下跌	中立	1070	1130	960	900
VNMidcaps	下跌	中立	992	1,030	969	963
VNSmallcaps	下跌	中立	835	845	822	804



We Create Fortune

胡志明市交易所 (HSX)

	收盤	漲跌%
VNI	1075.53	3.86%
VN30	1079.7	4.84%
VN Mid	1261.19	1.84%
VN Small	1026.13	1.04%

河內交易所 (HSX)

	收盤	漲跌%
HNI	215.36	3.12%
HN30	312.07	4.17%
VNX AllSh	1034.97	4.24%

UPCOM 市場 (UPCoM)

	收盤	漲跌%
UPCoM	71.66	0.82%

外資交易	成交值 (十億盾)
買進	1819.32
賣出	1713.83
買超/賣超	105.49

外資交易	成交值 (十億盾)
買進	16.71
賣出	23.75
買超/賣超	-7.05

外資交易	成交值 (十億盾)
買進	13.59
賣出	26.81
買超/賣超	-13.22

上漲排名/ 股碼	漲跌(VND)	漲跌%
KBC	2400	7.00%
VIC	6900	6.97%
FLC	400	6.94%
VPB	2150	6.94%
MSH	2700	6.92%

上漲排名/ 股碼	漲跌 (VND)	漲跌%
SCI	4700	9.94%
SHB	1200	8.89%
SHS	1600	7.58%
NDN	1000	5.26%
L14	2900	5.23%

上漲排名/ 股碼	漲跌 (VND)	漲跌%
SBS	138	2.51%
BSR	201	2.21%
OIL	188	2.04%
VCR	331	1.75%
MCM	602	0.87%

下跌排名/ 股碼	漲跌(VND)	漲跌%
LSS	-650	-6.99%
TTF	-320	-6.96%
ROS	-290	-6.95%
ASM	-1100	-6.92%
ITA	-410	-6.86%

下跌排名/ 股碼	漲跌 (VND)	漲跌%
CEO	0	0.00%
TIG	0	0.00%
TNG	0	0.00%
VNT	500	0.71%
DDG	400	1.29%

下跌排名/ 股碼	漲跌 (VND)	漲跌%
SGP	-489	-3.79%
NTC	-7951	-3.79%
PVM	-546	-3.16%
SIP	-6692	-3.13%
ACV	-2088	-2.94%

*備註：市值>5,000 億盾；成交值>15 億盾

市值排名/ 股碼	十億盾
VIC	358,199
VCB	357,907
VHM	310,530
VNM	222,371
BID	158,266

市值排名/ 股碼	十億盾
THD	57,400
SHB	25,803
VCS	11,952
IDC	10,920
DTK	8,296

市值排名/ 股碼	十億盾
ACV	150,018
MCH	65,305
VEA	56,269
BSR	28,838
MSR	19,362

交易量排 名/股碼	成交值	30 日均
HPG	30,001,700	23,851,595
FLC	26,862,300	28,634,832
STB	21,168,900	34,490,014
ITA	19,970,200	19,218,668
VDS	15,898,417	1,180,150

交易量排 名/股碼	成交值	30 日均
SHB	31,975,609	32,424,284
PVS	11,309,146	11,507,433
HUT	7,538,355	12,000,318
ART	5,283,110	7,230,487
SHS	4,733,443	5,997,499

交易量排 名/股碼	成交值	30 日均
BSR	5,362,720	9,713,943
TID	5,004,516	159,052
ABB	1,788,081	1,578,794
MSR	1,454,150	1,801,074
KSH	1,453,852	2,576,014

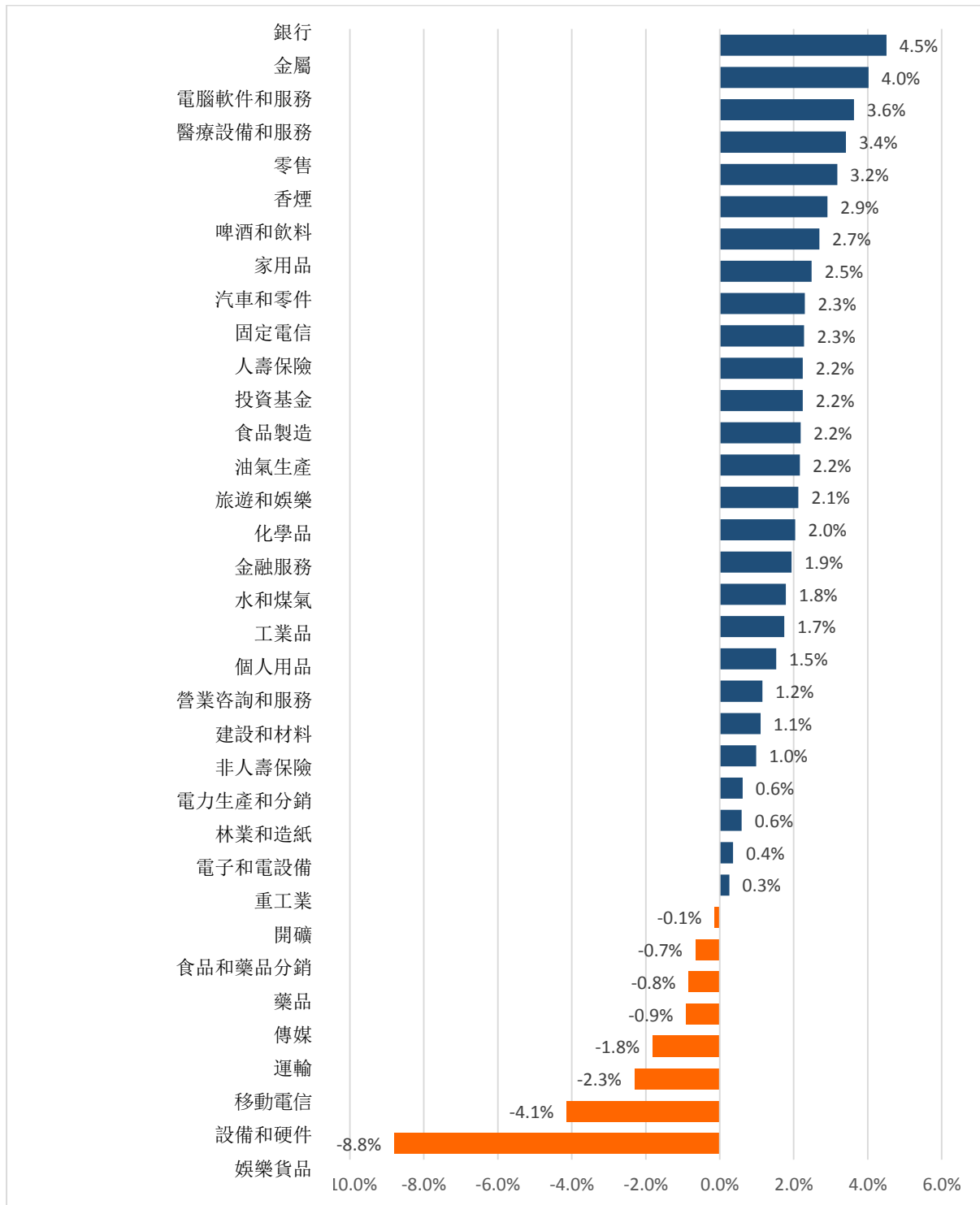
資料源: Bloomberg & Yuanta Research

資料源: Bloomberg & Yuanta
Research

資料源: Bloomberg & Yuanta Research

We Create Fortune

各行業板塊的交易走勢



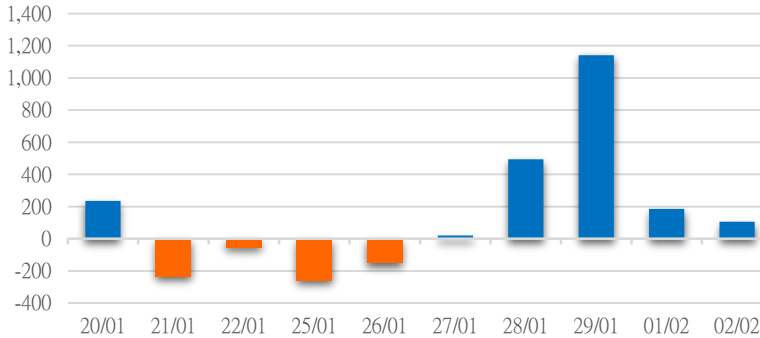
資料源: FimPro - YSVN



We Create Fortune

外資買進賣統計

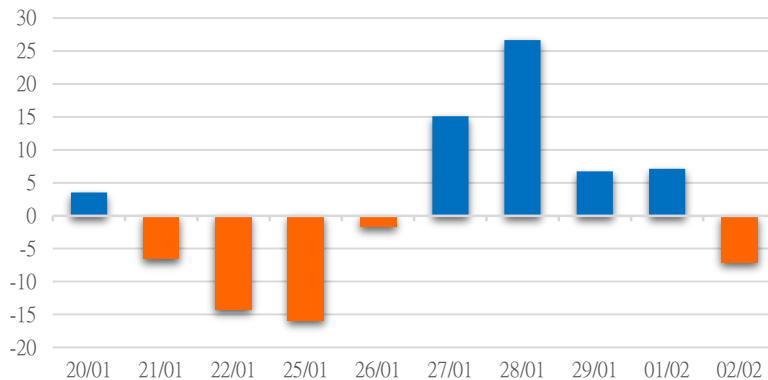
HSX 外資每日買/賣超



證券代碼	買超金額 (百萬盾)	證券代碼	賣超金額 (百萬盾)
HPG	152,205	VRE	53,774
VNM	120,253	HSG	44,358
VHM	97,171	MSN	37,845
KBC	91,219	NVL	37,648
VIC	17,122	BID	37,407

HSX 外資買/賣超的前 5 名

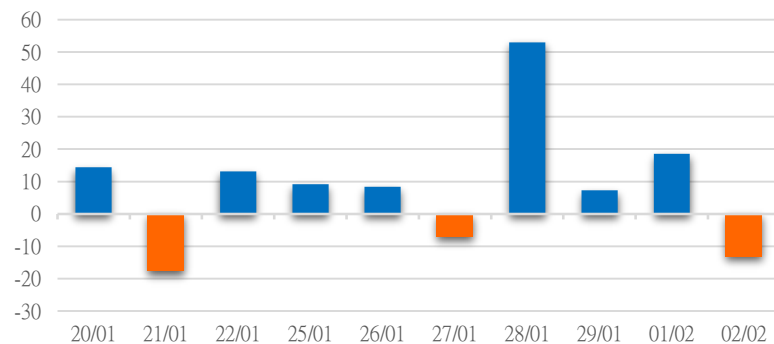
HNX 外資每日買/賣超



證券代碼	買超金額 (百萬盾)	證券代碼	賣超金額 (百萬盾)
PVS	6,577	HUT	990
SHS	2,203	BVS	858
VCS	878	SD9	717
CEO	721	AMV	542
BAX	189	VIG	433

HNX 外資買/賣超的前 5 名

UPCOM 外資每日買/賣超



證券代碼	買超金額 (百萬盾)	證券代碼	賣超金額 (百萬盾)
QNS	1,555	ACV	7,004
MCH	874	VEA	4,359
TTN	271	CTR	3,389
MML	257	NTC	2,832
LTG	168	TRS	1,129

UPCOM 外資買/賣超的前 5 名

源: FiinPro - YSVN

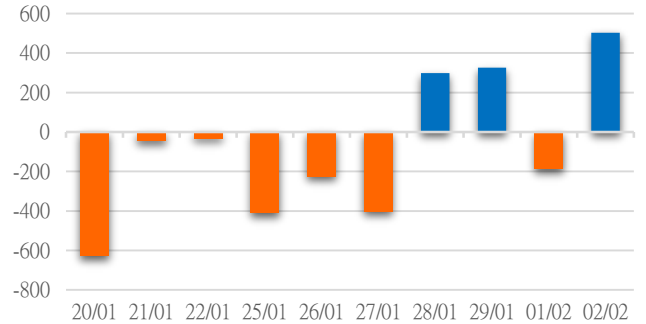
We Create **Fortune**

自營進出統計

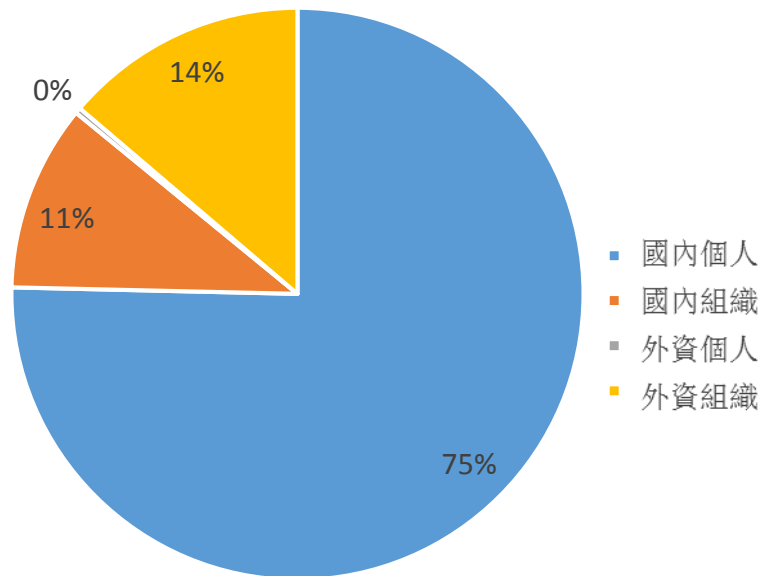
證券代碼	買超金額 (百萬盾)	證券代碼	賣超金額 (百萬盾)
VRE	55,918	PLX	40,221
TCB	45,378	VPB	27,412
VIC	43,943	E1VFN30	11,371
MBB	41,758	OCB	7,403
FPT	39,819	PC1	6,100

券商自營交易最大前名

券商自營交易每日買/賣超 (bil.VND)



越南證券市場投資人類別統計

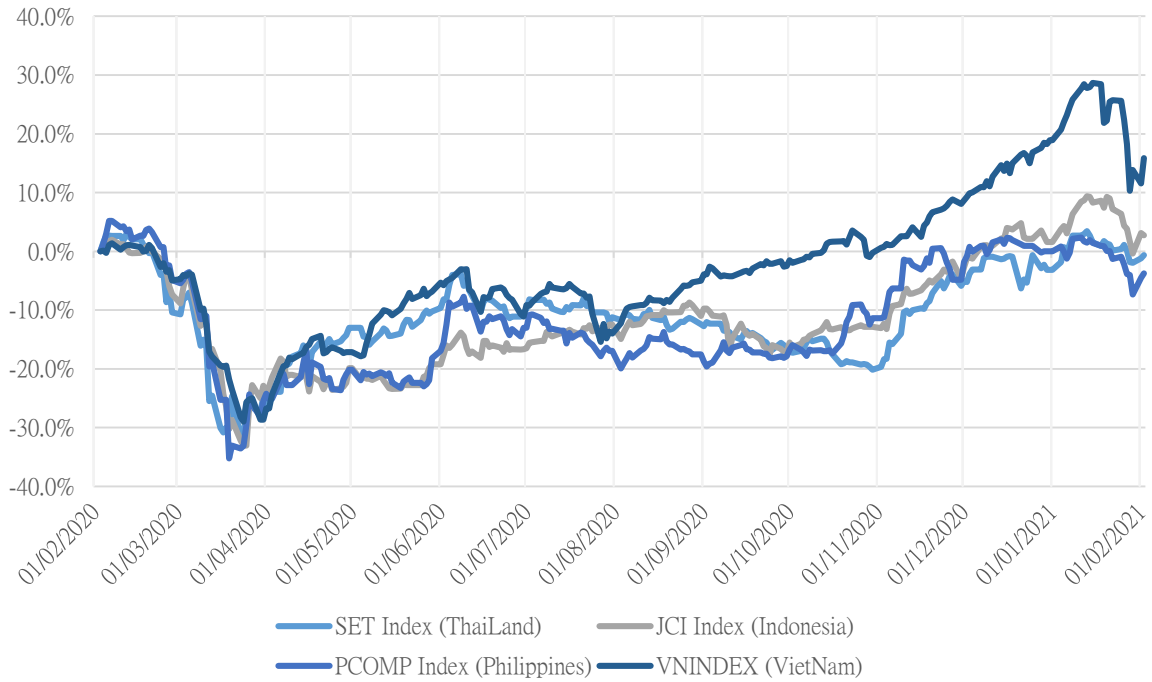


資料源: FinPro - YSVN



We Create Fortune

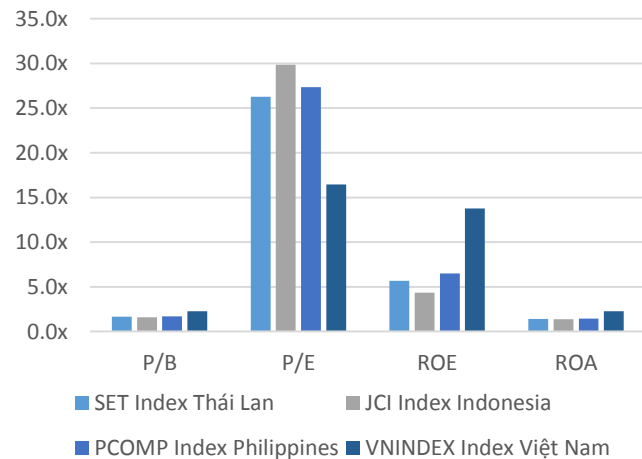
東南亞主要市場走勢比較



東南亞主要市場數據

		Thailand	Indonesia	Philippines	Vietnam
P/B		1.6x	1.6x	1.7x	2.2x
P/E		26.2x	29.5x	27.1x	16.0x
ROE	%	5.66	4.44	6.50	13.65
ROA	%	1.41	1.40	1.46	2.24
Vốn hóa	Tỷ USD	543.03	483.90	174.48	171.21
GTGD	Triệu USD	2.82	1.12	0.15	0.68
LS cổ tức	%	2.67	2.31	1.63	1.58

源：Bloomberg & YSVN





We Create Fortune

元大證券（越南）公司

個人客戶分析部

Nguyễn Th ê Minh

研究分析經理

+84 28 3622 6868 ext 3826
minh.nguyen@yuanta.com.vn

Lý Thị Hi ề n

研究分析主管

+84 28 3622 6868 ext 3908
hien.ly@yuanta.com.vn

Quách Đức Khánh

高級分析專員

+84 28 3622 6868 ext 3833
khanh.quach@yuanta.com.vn

Nguyễn Trịnh Ngọc Hồng

高級分析專員

+84 28 3622 6868 ext 3832
hong.nguyen@yuanta.com.vn

Phạm Tấn Phát

高級分析專員

+84 28 3622 6868 ext 3880
phat.pham@yuanta.com.vn

個人客戶業務部

Nguyễn Thanh Tùng

總公司業務經理

+84 28 3622 6868 ext 3609
tung.nguyen@yuanta.com.vn

Phạm Đ ắc Thành

北部區域經理

+84 28 3622 6868 ext 3416
thanh.pham@yuanta.com.vn

Nguyễn Mạnh Hoạt

南部區域經理(胡志明市區域)

+84 28 3622 6868 ext 3847
hoat.nguyen@yuanta.com.vn

Lương Kỳ Ty

堤岸分行經理

+84 28 3622 6868 ext 3653
ty.luong@yuanta.com.vn

Bùi Quốc Phong

同奈分行經理

+84 28 3622 6868 ext 3701
phong.bui@yuanta.com.vn

Võ Thị Thu Thủy

平陽分行經理

+84 28 3622 6868 ext 3505
thuy.vo@yuanta.com.vn

Nguyễn Việt Quang

河內分行經理

+84 28 3622 6868 ext 3404
quang.nguyen@yuanta.com.vn

Võ Đình Tuấn

峴港分行經理

+84 28 3622 6868 ext 3301
tuan.vo@yuanta.com.vn

Đinh Thị Thu Cúc

頭頓分行經理

+84 28 3622 6868 ext 3203
cuc.dinh@yuanta.com.vn



We Create **Fortune**

Appendix A: Important Disclosures

Analyst Certification

Each research analyst primarily responsible for the content of this research report, in whole or in part, certifies that with respect to each security or issuer that the analyst covered in this report: (1) all of the views expressed accurately reflect his or her personal views about those securities or issuers; and (2) no part of his or her compensation was, is, or will be, directly or indirectly, related to the specific recommendations or views expressed by that research analyst in the research report.

Ratings Definitions

BUY: We have a positive outlook on the stock based on our expected absolute or relative return over the investment period. Our thesis is based on our analysis of the company's outlook, financial performance, catalysts, valuation and risk profile. We recommend investors add to their position.

HOLD-Outperform: In our view, the stock's fundamentals are relatively more attractive than peers at the current price. Our thesis is based on our analysis of the company's outlook, financial performance, catalysts, valuation and risk profile.

HOLD-Underperform: In our view, the stock's fundamentals are relatively less attractive than peers at the current price. Our thesis is based on our analysis of the company's outlook, financial performance, catalysts, valuation and risk profile.

SELL: We have a negative outlook on the stock based on our expected absolute or relative return over the investment period. Our thesis is based on our analysis of the company's outlook, financial performance, catalysts, valuation and risk profile. We recommend investors reduce their position.

Under Review: We actively follow the company, although our estimates, rating and target price are under review.

Restricted: The rating and target price have been suspended temporarily to comply with applicable regulations and/or Yuanta policies.

Note: Yuanta research coverage with a Target Price is based on an investment period of 12 months. Greater China Discovery Series coverage does not have a formal 12 month Target Price and the recommendation is based on an investment period specified by the analyst in the report.

Global Disclaimer

© 2018 Yuanta. All rights reserved. The information in this report has been compiled from sources we believe to be reliable, but we do not hold ourselves responsible for its completeness or accuracy. It is not an offer to sell or solicitation of an offer to buy any securities. All opinions and estimates included in this report constitute our judgment as of this date and are subject to change without notice.

This report provides general information only. Neither the information nor any opinion expressed herein constitutes an offer or invitation to make an offer to buy or sell securities or other investments. This material is prepared for general circulation to clients and is not intended to provide tailored investment advice and does not take into account the individual financial situation and objectives of any specific person who may receive this report. Investors should seek financial advice regarding the appropriateness of investing in any securities, investments or investment strategies discussed or recommended in this report. The information contained in this report has been compiled from sources believed to be reliable but no representation or warranty, express or implied, is made as to its accuracy, completeness or correctness. This report is not (and should not be construed as) a solicitation to act as securities broker or dealer in any jurisdiction by any person or company that is not legally permitted to carry on such business in that jurisdiction.

Yuanta research is distributed in the United States only to Major U.S. Institutional Investors (as defined in Rule 15a-6 under the Securities Exchange Act of 1934, as amended and SEC staff interpretations thereof). All transactions by a US person in the securities mentioned in this report must be effected through a registered broker-dealer under Section 15 of the Securities Exchange Act of 1934, as amended. Yuanta research is distributed in Taiwan by Yuanta Securities Investment Consulting. Yuanta research is distributed in Hong Kong by Yuanta Securities (Hong Kong) Co. Limited, which is licensed in Hong Kong by the Securities and Futures Commission for regulated activities, including Type 4 regulated activity (advising on securities). In Hong Kong, this research report may not be redistributed, retransmitted or disclosed, in whole or in part or and any form or manner, without the express written