

當日市場：短期的風險仍在低值

2021/02/24

市場走勢

市場指數	VNI	HNI	UPCOM
收盤	1,162.01	237.89	76.22
%日	-1.33%	-0.37%	-0.33%
%週	0.54%	3.42%	0.63%
%月	-0.41%	-0.93%	-1.78%
%年	28.63%	128.35%	38.00%

成交值(十億盾)

當日	14,828	2,454	1,161
日均量/週	14,880	2,097	878
日均量/月	14,811	1,962	799

外資進出

買進	715.94	30.75	30.75
賣出	1,398.03	34.67	15.21
買賣超	-682.10	-3.92	15.54

市場漲跌家數

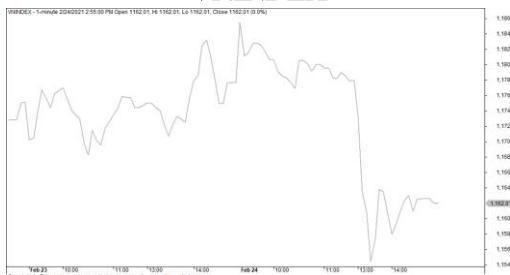
上漲	81	84	128
下跌	259	111	139
持平	74	166	636

市場指標

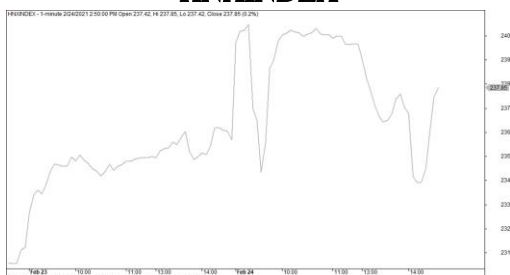
P/E	18.08	16.10	28.17
總市值 (兆盾)	4,421	279	1,053
股息殖利 ²	2.65%	3.45%	3.77%

資料源: Bloomberg - YSVN

VNINDEX



HNIINDEX



市場走勢

指數在早盤苦苦掙扎之後，因區域的股市出現劇烈調整的背景之下，越南股市在午盤也出現了劇烈的調整。VN-Index 收於 1162.01 點，下跌 1.33%。HNX-Index 下跌 0.37%，收於 237.89 點；Upcom-Index 下跌 0.33%。總觀市場當日的交易額達到 17 兆 1,530 億越南盾，與前一交易日相比繼續略有增長。

大規模的跌勢導致市場的廣度縮小，但並未出現拋售的現象。在 VN30-Index 的籃子中，CTG，HPG，PLX 和 REE 等是逆市而行的股票，當日一直保持在綠色的區域。VHM，VRE，VNM，TPB，BID 等跌幅最大的藍籌股均下跌 3% 以下。

DGC (+3.9%) 因對金磷需求，以用於在不久的將來生產的 5G 芯片將會增加。同樣，TDC (+6.9%) 和 Becamex 的股票最近都強勁上漲。

外資仍然在市場上賣超，三大市場的價值超過 6700 億越南盾。在賣超的方面，VNM (1,270 億)，VHM (760 億) 和 SSI (550 億) 是外資拋售最多的股票。相比之下，他們積極買進 FUEVFNND (190 億)，HPG (180 億) 和 MBB (160 億)。

市場短期觀點

我們認為市場可以在下一個交易日恢復到上漲趨勢，並且我們仍然對 VNIndex 可能在接下來的幾個交易日中重新測試 1,200 點水平保持高評估。同時，市場可能會很快結束其累積期，並且 VN-Index 能突破 1200 點阻力位的情況的可能性很高。從積極的方面來看，我們認為越南股市由於亞洲市場的影響而下跌時的心理並不顯得太恐慌，這表明短期風險仍為低值。

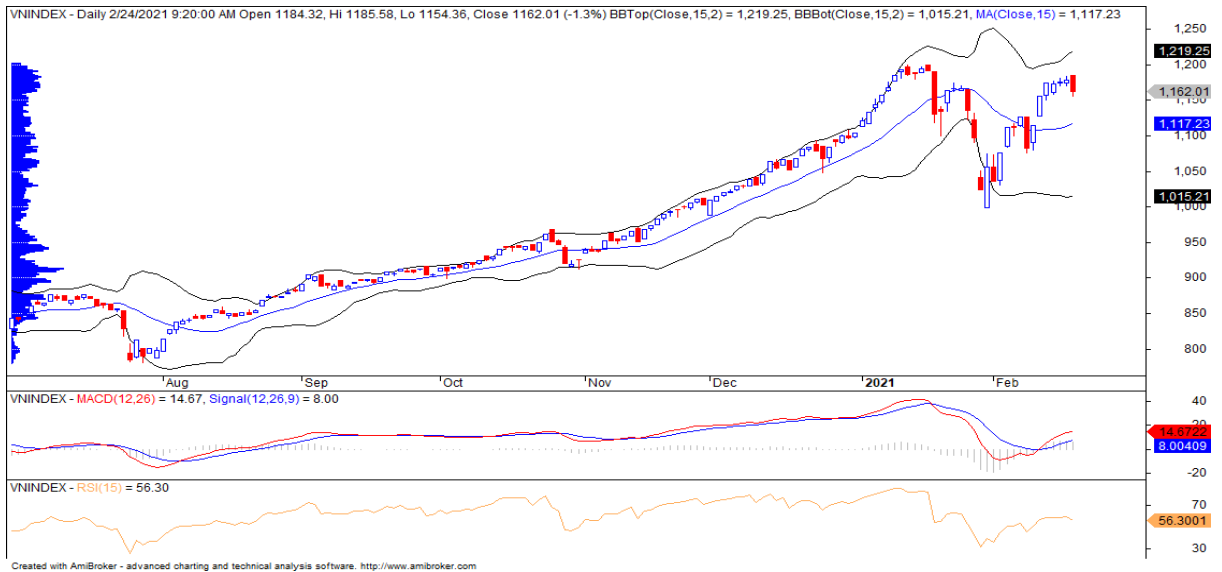
總觀市場的短期趨勢仍然為上漲。因此，我們建議短期投資者在投資組合中保持較高的利率，並利用調整的機會來增加股票比例，或購買新股票。

請在 <https://ysradar.yuanta.com.vn/> 查看有關股票的信號。

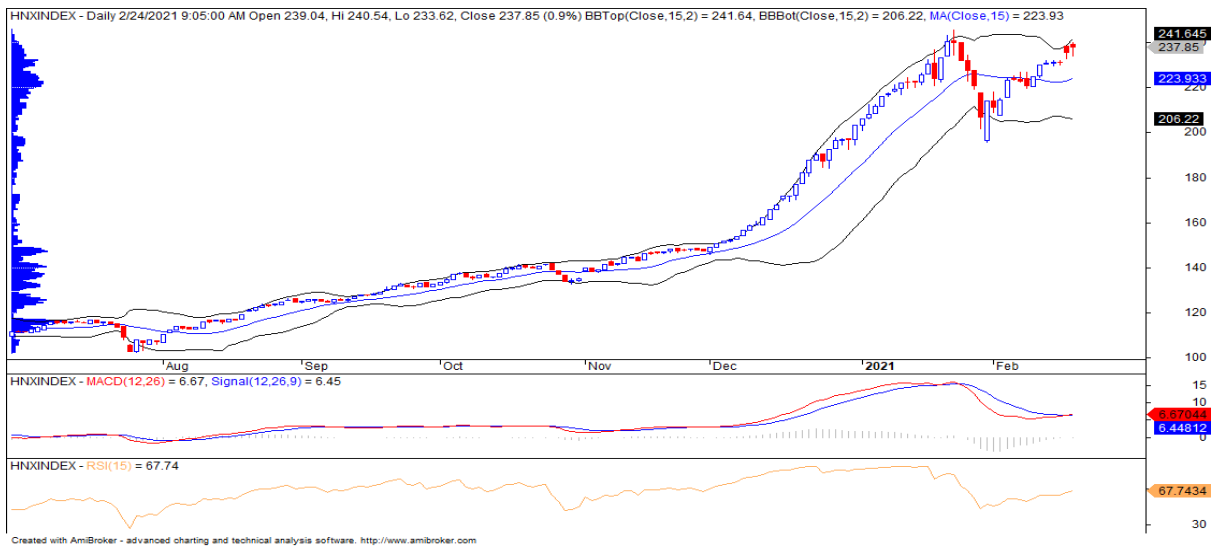


We Create Fortune

技術分析圖



指數技術分析圖 VN-Index



指數技術分析圖 HNX-Index

指數	短期趨勢	中期趨勢	阻力區 1	阻力區 2	支撐區 1	支撐區 2
VN-Index	上漲	中立	1160	1200	1050	970
HNX-Index	上漲	中立	231	248	196	180
VN30	上漲	中立	1183	1192	1042	960
VNMidcaps	上漲	中立	992	1,030	969	963
VNSmallcaps	上漲	中立	835	845	822	804



We Create Fortune

胡志明市交易所 (HSX)

	收盤	漲跌%
VNI	1162.01	-1.33%
VN30	1167.18	-1.29%
VN Mid	1375.34	-1.27%
VN Small	1140.79	-0.83%

河內交易所 (HSX)

	收盤	漲跌%
HNI	237.89	-0.37%
HN30	360.96	-0.60%
VNX AllSh	1118.06	-1.31%

UPCOM 市場 (UPCoM)

	收盤	漲跌%
UPCoM	76.22	-0.33%

外資交易	成交值(十億盾)
買進	715.94
賣出	1398.03
買超/賣超	-682.1

外資交易	成交值(十億盾)
買進	30.75
賣出	34.67
買超/賣超	-3.92

外資交易	成交值(十億盾)
買進	30.75
賣出	15.21
買超/賣超	15.54

上漲排名/股碼	漲跌 (VND)	漲跌%
TDC	1200	6.90%
TCD	900	6.69%
TNH	1500	5.10%
NTL	1100	4.20%
NHH	3000	4.17%

上漲排名/股碼	漲跌 (VND)	漲跌%
S99	2400	9.76%
EVS	900	9.47%
HUT	400	8.89%
MBS	1600	7.84%
TIG	400	5.00%

上漲排名/股碼	漲跌 (VND)	漲跌%
SBS	259	4.25%
QTP	359	2.72%
NTC	5829	2.33%
MSR	423	2.03%
VEF	1111	1.07%

下跌排名/股碼	漲跌 (VND)	漲跌%
VIX	-1600	-5.02%
HII	-1050	-4.92%
EVG	-390	-4.15%
GVR	-1100	-3.68%
ILB	-950	-3.66%

下跌排名/股碼	漲跌 (VND)	漲跌%
SCI	-4300	-7.41%
MBG	-500	-6.67%
CEO	-500	-4.46%
SLS	-4400	-4.10%
PVS	-800	-3.54%

下跌排名/股碼	漲跌 (VND)	漲跌%
TID	-1135	-3.93%
G36	-484	-3.53%
BSR	-370	-2.96%
PVM	-509	-2.35%
PVP	-284	-2.09%

*備註：市值>5,000 億盾；成交值>15 億盾

市值排名/股碼	十億盾
VIC	372,067
VCB	370,888
VHM	346,386
VNM	223,625
BID	176,969

市值排名/股碼	十億盾
THD	62,300
SHB	28,612
VCS	13,328
IDC	12,060
PVS	10,802

市值排名/股碼	十億盾
ACV	161,210
MCH	67,232
VEA	59,704
BSR	38,747
MSR	22,881

交易量排名/股碼	成交值	30 日均
HPG	27,492,600	27,445,156
STB	24,836,800	25,583,056
MBB	21,238,900	19,341,489
ACB	18,716,950	9,802,989
ROS	16,038,200	24,955,033

交易量排名/股碼	成交值	30 日均
SHB	27,053,131	24,532,074
HUT	18,021,311	7,029,857
PVS	15,196,191	12,162,588
SHS	13,337,945	7,030,092
ART	7,541,255	4,840,220

交易量排名/股碼	成交值	30 日均
BSR	16,698,138	11,777,396
VLB	4,584,800	38,039
AAS	2,616,558	1,735,948
SBS	2,610,175	2,170,530
QTP	2,517,530	546,176

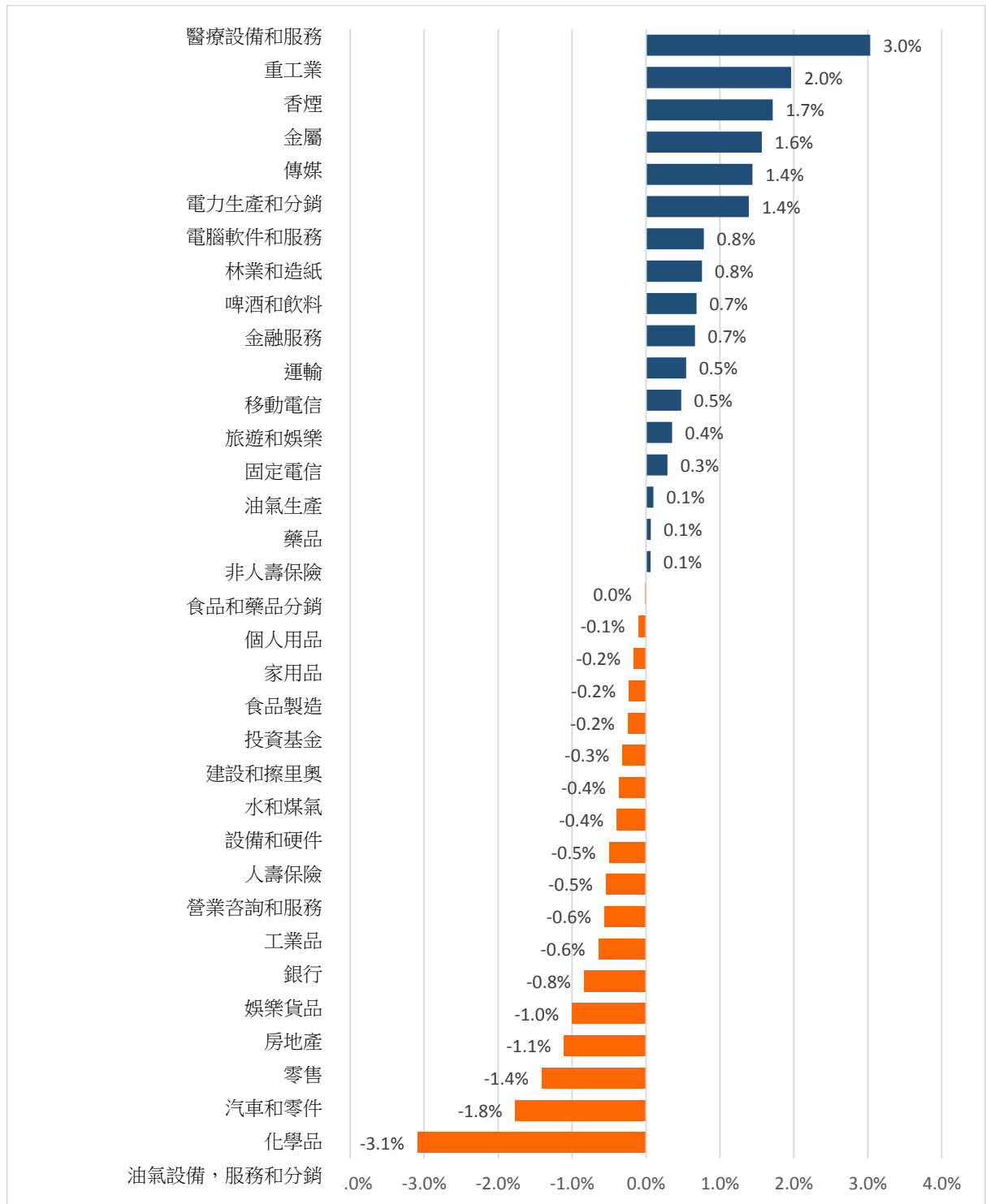
資料源: Bloomberg & Yuanta Research

資料源: Bloomberg & Yuanta Research

資料源: Bloomberg & Yuanta Research

We Create Fortune

各行業板塊的交易走勢



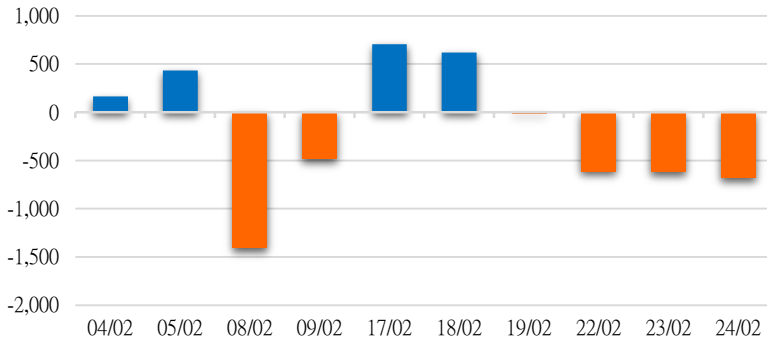
資料源: FiinPro - YSVN



We Create Fortune

外資買進賣統計

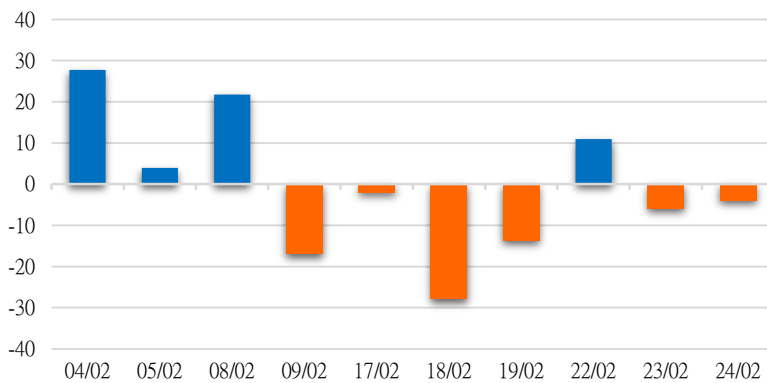
HSX 外資每日買/賣超



證券代碼	買超金額 (百萬盾)	證券代碼	賣超金額 (百萬盾)
FUEVFNVD	19,191	VNM	126,618
HPG	18,221	VHM	76,120
MBB	15,672	SSI	54,846
GMD	9,965	VRE	52,732
GAS	8,473	PLX	39,861

HSX 外資買/賣超的前 5 名

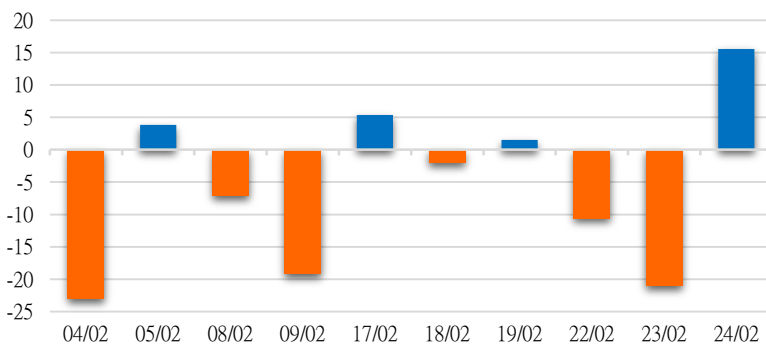
HNX 外資每日買/賣超



證券代碼	買超金額 (百萬盾)	證券代碼	賣超金額 (百萬盾)
SHS	14,501	PVS	25,011
NVB	9,560	IDJ	1,280
VCS	1,410	BVS	1,089
VIG	599	DNP	734
BAX	511	API	705

HNX 外資買/賣超的前 5 名

UPCOM 外資每日買/賣超



證券代碼	買超金額 (百萬盾)	證券代碼	賣超金額 (百萬盾)
QNS	7,675	AAS	617
SIP	2,391	SSN	383
MML	2,040	BSR	208
VEA	1,935	ABI	183
MCH	1,607	SBS	155

UPCOM 外資買/賣超的前 5 名

源: FiinPro - YSVN



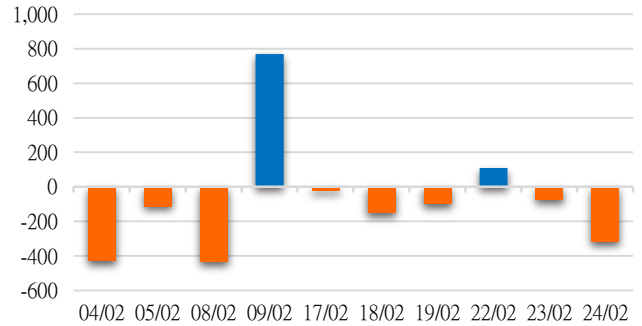
We Create **Fortune**

自營進出統計

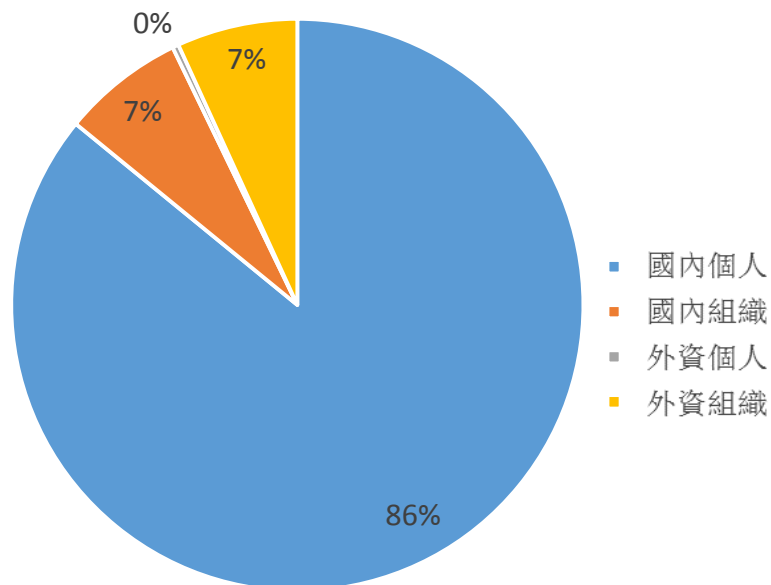
證券代碼	買超金額 (百萬盾)	證券代碼	賣超金額 (百萬盾)
LPB	14,546	HPG	68,346
E1VFN30	14,297	ACB	49,160
MWG	8,291	FPT	24,778
NT2	4,031	FUEVFN30	21,771
CTG	3,760	MSN	14,683

券商自營交易最大前名

券商自營交易每日買/賣超 (bil.VND)



越南證券市場投資人類別統計

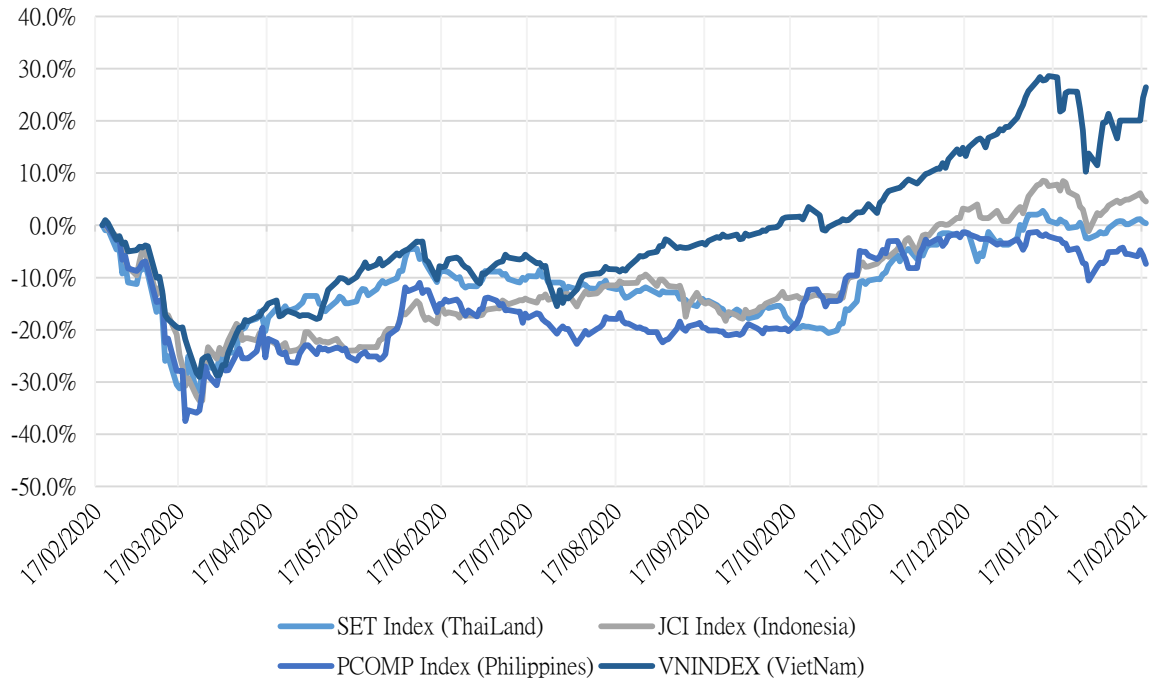


資料源: FinPro - YSVN



We Create Fortune

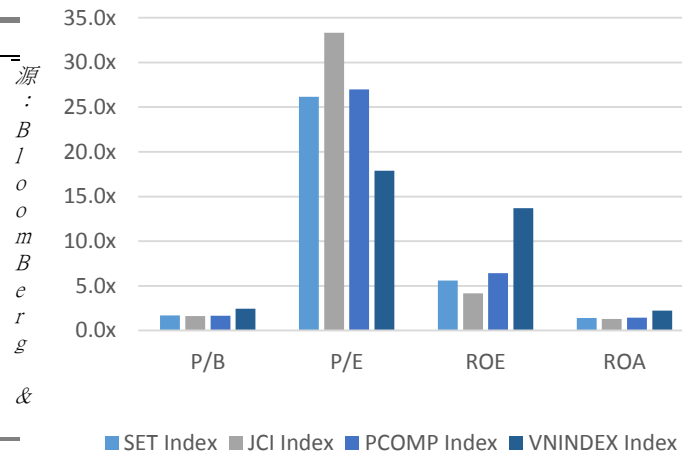
東南亞主要市場走勢比較



東南亞主要市場數據

		Thailand	Indonesia	Philippines	Vietnam
P/B		1.7x	1.6x	1.7x	2.4x
P/E		26.2x	33.3x	27.0x	17.9x
ROE	%	5.58	4.18	6.41	13.70
ROA	%	1.41	1.30	1.44	2.23
Vốn hóa	Tỷ USD	564.81	521.84	177.58	190.39
GTGD	Triệu USD	2.49	0.84	0.08	0.61
LS cổ tức	%	2.55	2.25	1.63	1.36

YSVN





We Create **Fortune**

元大證券（越南）公司

個人客戶分析部

Nguyễn Th ê Minh

研究分析經理

+84 28 3622 6868 ext 3826

minh.nguyen@yuanta.com.vn

Lý Thị Hi ền

研究分析主管

+84 28 3622 6868 ext 3908

hien.ly@yuanta.com.vn

Quách Đức Khánh

高級分析專員

+84 28 3622 6868 ext 3833

khanh.quach@yuanta.com.vn

Phạm Tấn Phát

高級分析專員

+84 28 3622 6868 ext 3880

phat.pham@yuanta.com.vn

Nguyễn Trịnh Ngọc Hồng

分析專員

+84 28 3622 6868 ext 3832

hong.nguyen@yuanta.com.vn

個人客戶業務部

Nguyễn Thanh Tùng

總公司業務經理

+84 28 3622 6868 ext 3609

tung.nguyen@yuanta.com.vn

Nguyễn Việt Quang

河內分行經理

+84 28 3622 6868 ext 3404

quang.nguyen@yuanta.com.vn

Võ Thị Thu Thủy

平陽分行經理

+84 28 3622 6868 ext 3505

thuy.vo@yuanta.com.vn

Nguyễn Mạnh Hoạt

堤岸分行經理

+84 28 3622 6868 ext 3847

hoat.nguyen@yuanta.com.vn

Bùi Quốc Phong

同奈分行經理

+84 28 3622 6868

phong.bui@yuanta.com.vn

Chung Kim Hoa

華人客戶部經理

+84 28 3622 6868 ext 3828

hoa.chung@yuanta.com.vn

Đinh Thị Thu Cúc

頭頓分行經理

+84 28 3622 6868 ext 3203

cuc.dinh@yuanta.com.vn

Võ Đình Tuấn

峴港分行經理

+84 28 3622 6868 ext 3301

tuan.vo@yuanta.com.vn

Nguyễn Đức Hoàn

河內南部營業中心經理

+84 28 3622 6868 ext 3409

hoan.nguyen@yuanta.com.vn



We Create **Fortune**

Appendix A: Important Disclosures

Analyst Certification

Each research analyst primarily responsible for the content of this research report, in whole or in part, certifies that with respect to each security or issuer that the analyst covered in this report: (1) all of the views expressed accurately reflect his or her personal views about those securities or issuers; and (2) no part of his or her compensation was, is, or will be, directly or indirectly, related to the specific recommendations or views expressed by that research analyst in the research report.

Ratings Definitions

BUY: We have a positive outlook on the stock based on our expected absolute or relative return over the investment period. Our thesis is based on our analysis of the company's outlook, financial performance, catalysts, valuation and risk profile. We recommend investors add to their position.

HOLD-Outperform: In our view, the stock's fundamentals are relatively more attractive than peers at the current price. Our thesis is based on our analysis of the company's outlook, financial performance, catalysts, valuation and risk profile.

HOLD-Underperform: In our view, the stock's fundamentals are relatively less attractive than peers at the current price. Our thesis is based on our analysis of the company's outlook, financial performance, catalysts, valuation and risk profile.

SELL: We have a negative outlook on the stock based on our expected absolute or relative return over the investment period. Our thesis is based on our analysis of the company's outlook, financial performance, catalysts, valuation and risk profile. We recommend investors reduce their position.

Under Review: We actively follow the company, although our estimates, rating and target price are under review.

Restricted: The rating and target price have been suspended temporarily to comply with applicable regulations and/or Yuanta policies.

Note: Yuanta research coverage with a Target Price is based on an investment period of 12 months. Greater China Discovery Series coverage does not have a formal 12 month Target Price and the recommendation is based on an investment period specified by the analyst in the report.

Global Disclaimer

© 2018 Yuanta. All rights reserved. The information in this report has been compiled from sources we believe to be reliable, but we do not hold ourselves responsible for its completeness or accuracy. It is not an offer to sell or solicitation of an offer to buy any securities. All opinions and estimates included in this report constitute our judgment as of this date and are subject to change without notice.

This report provides general information only. Neither the information nor any opinion expressed herein constitutes an offer or invitation to make an offer to buy or sell securities or other investments. This material is prepared for general circulation to clients and is not intended to provide tailored investment advice and does not take into account the individual financial situation and objectives of any specific person who may receive this report. Investors should seek financial advice regarding the appropriateness of investing in any securities, investments or investment strategies discussed or recommended in this report. The information contained in this report has been compiled from sources believed to be reliable but no representation or warranty, express or implied, is made as to its accuracy, completeness or correctness. This report is not (and should not be construed as) a solicitation to act as securities broker or dealer in any jurisdiction by any person or company that is not legally permitted to carry on such business in that jurisdiction.

Yuanta research is distributed in the United States only to Major U.S. Institutional Investors (as defined in Rule 15a-6 under the Securities Exchange Act of 1934, as amended and SEC staff interpretations thereof). All transactions by a US person in the securities mentioned in this report must be effected through a registered broker-dealer under Section 15 of the Securities Exchange Act of 1934, as amended. Yuanta research is distributed in Taiwan by Yuanta Securities Investment Consulting. Yuanta research is distributed in Hong Kong by Yuanta Securities (Hong Kong) Co. Limited, which is licensed in Hong Kong by the Securities and Futures Commission for regulated activities, including Type 4 regulated activity (advising on securities). In Hong Kong, this research report may not be redistributed, retransmitted or disclosed, in whole or in part or any form or manner, without the express written