

當日市場：市場重新平衡

2021/02/25

市場走勢

市場指數	VNI	HNI	UPCOM
收盤	1,162.01	237.89	76.22
%日	-1.33%	-0.37%	-0.33%
%週	0.54%	3.42%	0.63%
%月	-0.41%	-0.93%	-1.78%
%年	28.63%	128.35%	38.00%

成交值(十億盾)

當日	14,828	2,454	1,161
日均量/週	14,880	2,097	878
日均量/月	14,811	1,962	799

外資進出

買進	715.94	30.75	30.75
賣出	1,398.03	34.67	15.21
買賣超	-682.10	-3.92	15.54

市場漲跌家數

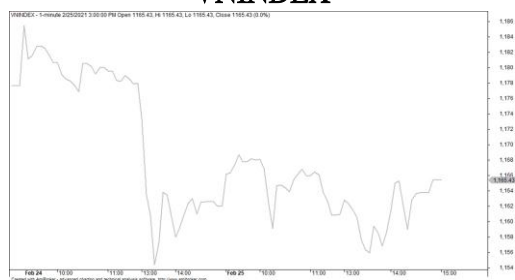
上漲	81	84	128
下跌	259	111	139
持平	74	166	636

市場指標

P/E	18.08	16.10	28.17
總市值 (兆盾)	4,421	279	1,053
股息殖利 ²	2.65%	3.45%	3.77%

資料源: Bloomberg - YSVN

VNINDEX



HNIINDEX



市場走勢

越南股市在前一交易日深跌之後，當日市場也再次穩定起來，原因是美國股市強勁上漲。VN-Index 收於 1164.43 點，上漲 0.29%。HNX-Index 漲幅為 3.49%，收於 246.2 點；Upcom-Index 也同步上漲了 0.34%。市場的交易總額達到 14 兆 9,240 億越南盾，比前一交易日下降 12%。

油氣股的走勢非常積極，例如 PLX，GAS，PVD，PVS 等均獲得強勁的增長。同時，銀行股中最值得注意是 ACB (+3.8%)，LPB (+2.1%)，MBB (+1.1%)，而 CTG，BID 和 VPB 則略有下跌。

小型股表現強勁的走勢，例如 TDC，VIX，HAH 等。

外資繼續在市場上的賣超，價值達超過 4380 億越南盾。VNM (2330 億) 在最近外資拋售最多的股票，其次是 PLX (470 億)，KDH (360 億)。相比之下，他們積極買超 VJC (380 億)，VHM (310 億) 和 GAS (260 億)。

市場短期觀點

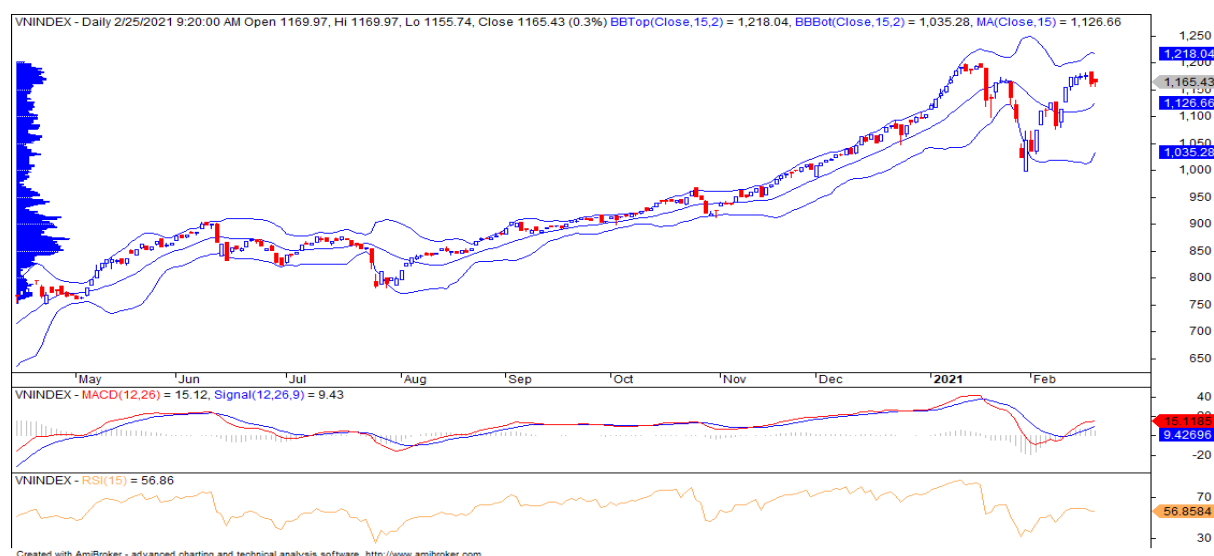
我們認為，下一個交易盤中市場可能會繼續小幅上漲。根據我們的觀察，金屬，油氣和房地產的類股可能會成為市場漲勢的驅動力，因這三類股票有進入積極的劇烈波動時期的跡象。因此，我們繼續預計 VN-Index 將很快在接下來的幾個交易日中突破了 1200 點的強大阻力位。

總觀市場的短期趨勢仍然為上漲。因此，我們建議短期投資者繼續持有投資組合中較高比例的股票，並利用修正階段來增加股票比重，或購買新的股票。

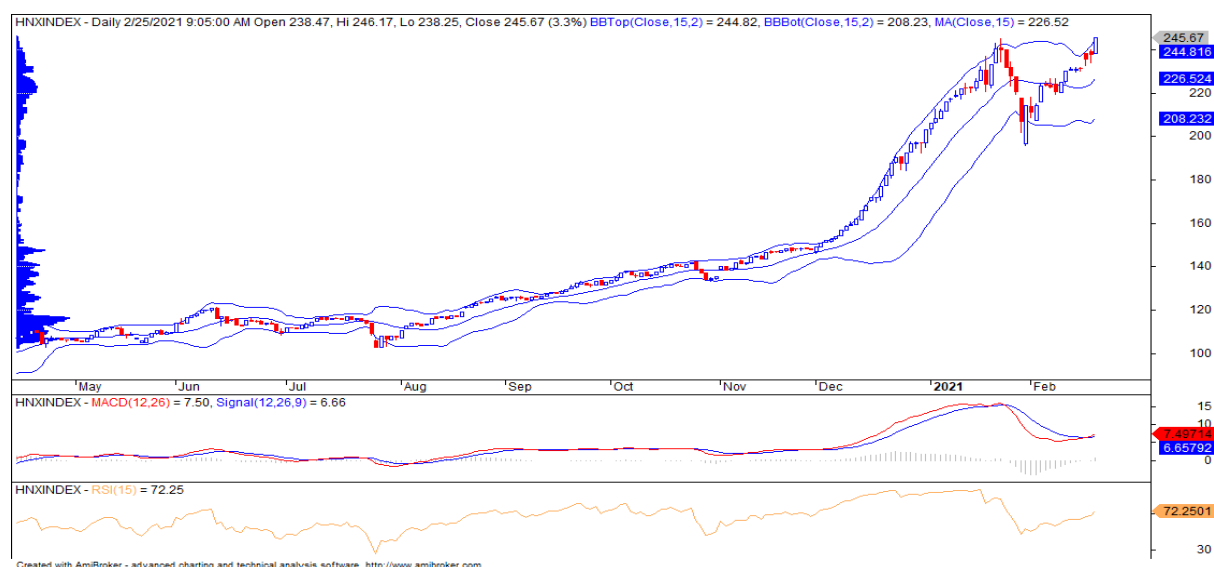
請在 <https://ysradar.yuanta.com.vn/> 查看有關股票的信號。

We Create Fortune

技術分析圖



指數技術分析圖 VN-Index



指數技術分析圖 HNX-Index

指數	短期趨勢	中期趨勢	阻力區 1	阻力區 2	支撐區 1	支撐區 2
VN-Index	上漲	中立	1160	1200	1050	970
HNX-Index	上漲	中立	231	248	196	180
VN30	上漲	中立	1183	1192	1042	960
VNMidcaps	上漲	中立	992	1,030	969	963
VNSmallcaps	上漲	中立	835	845	822	804

We Create Fortune

胡志明市交易所 (HSX)

	收盤	漲跌%
VNI	1165.43	0.29%
VN30	1169.82	0.23%
VN Mid	1376.75	0.10%
VN Small	1145.3	0.40%

河內交易所 (HSX)

	收盤	漲跌%
HNI	246.2	3.49%
HN30	363.79	0.78%
VNX AllSh	1120.33	0.20%

UPCOM 市場 (UPCoM)

	收盤	漲跌%
UPCoM	76.48	0.34%

外資交易	成交值(十億盾)
買進	756.27
賣出	1215.04
買超/賣超	-458.76

外資交易	成交值(十億盾)
買進	20.69
賣出	10.26
買超/賣超	10.43

外資交易	成交值(十億盾)
Mua	31.72
Bán	21.67
GT ròng	10.05

上漲排名/股碼	漲跌 (VND)	漲跌%
TDC	1300	6.99%
GIL	4300	6.98%
RAL	12200	6.97%
TCO	1000	6.97%
SMC	1600	6.96%

上漲排名/股碼	漲跌 (VND)	漲跌%
S99	2700	10.00%
THD	17800	9.99%
CSC	2900	9.90%
VGS	1500	9.87%
EVS	1000	9.62%

上漲排名/股碼	漲跌 (VND)	漲跌%
POS	942	5.64%
QTP	413	3.04%
MSR	539	2.54%
LTG	600	1.89%
DRI	142	1.75%

下跌排名/股碼	漲跌 (VND)	漲跌%
VFG	-2900	-6.17%
QCG	-540	-6.10%
BCG	-550	-3.82%
DXG	-850	-3.56%
SAM	-400	-3.51%

下跌排名/股碼	漲跌 (VND)	漲跌%
VNR	-800	-3.59%
LAS	-300	-3.45%
TIG	-200	-2.38%
IDC	-800	-2.05%
NDN	-300	-1.32%

下跌排名/股碼	漲跌 (VND)	漲跌%
VLB	-3142	-5.12%
NAB	-423	-2.94%
G36	-387	-2.93%
VCR	-491	-2.27%
SIP	-3405	-1.63%

*備註：市值>5,000 億盾；成交值>15 億盾

市值排名/股碼	十億盾
VIC	368,347
VCB	364,212
VHM	338,162
VNM	218,609
BID	172,746

市值排名/股碼	十億盾
THD	68,600
SHB	27,910
VCS	13,568
IDC	11,460
PVS	10,754

市值排名/股碼	十億盾
ACV	161,471
MCH	67,158
VEA	59,739
BSR	37,966
MSR	23,895

交易量排名/股碼	成交值	30 日均
HPG	21,931,700	26,825,183
MBB	19,252,600	19,728,306
STB	18,359,100	25,042,356
TCB	16,715,500	18,124,278
DXG	16,649,900	9,635,544

交易量排名/股碼	成交值	30 日均
SHB	24,986,950	24,582,519
PVS	13,731,954	12,471,619
NVB	7,379,083	5,877,085
IDC	6,020,202	5,292,026
HUT	5,917,304	6,976,710

交易量排名/股碼	成交值	30 日均
QTP	13,738,850	623,668
BSR	10,129,231	11,927,748
MSR	1,535,923	1,189,745
G36	1,485,055	1,609,798
SSN	1,409,544	1,205,062

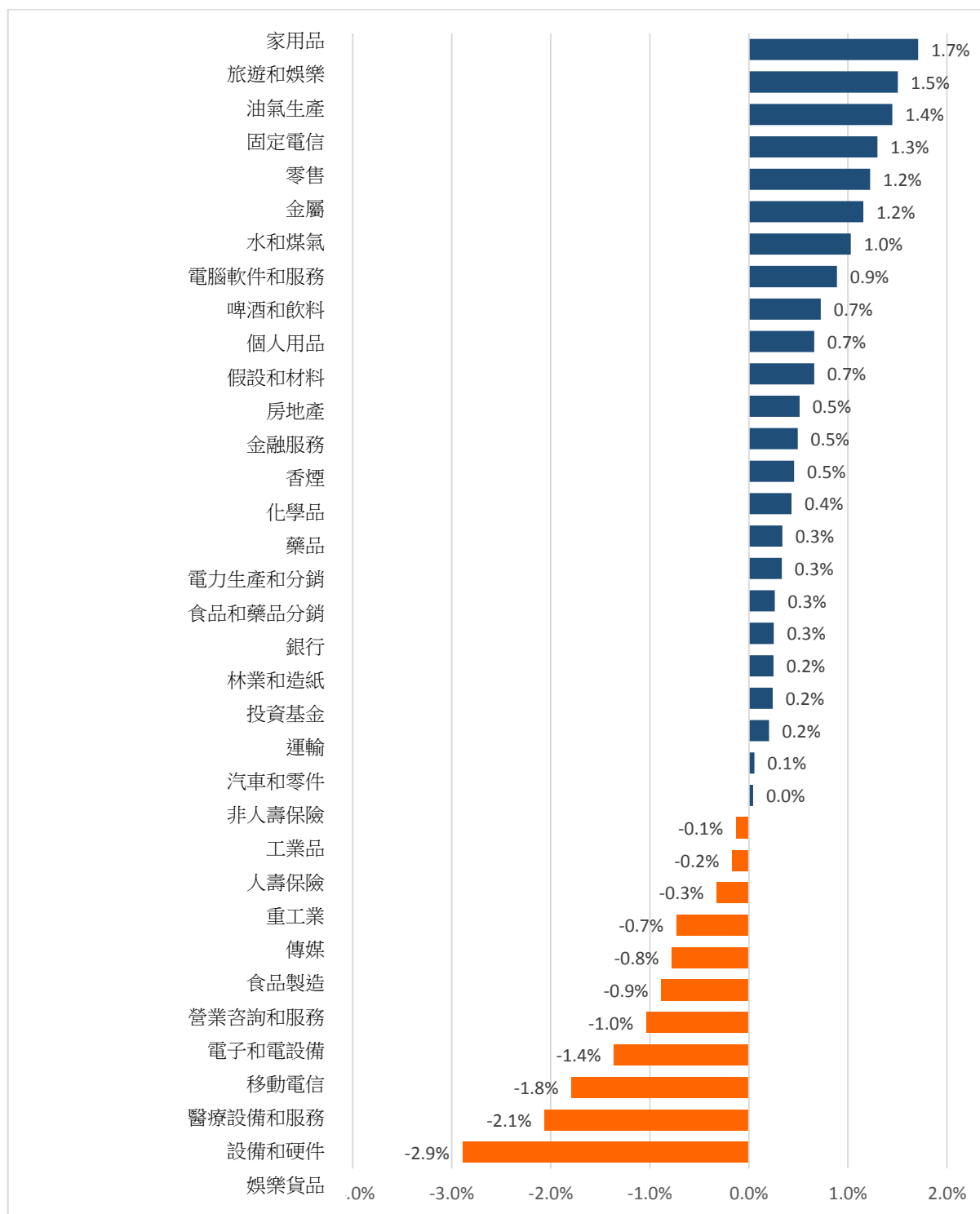
資料源: Bloomberg & Yuanta Research

資料源: Bloomberg & Yuanta Research

資料源: Bloomberg & Yuanta Research

We Create Fortune

各行業板塊的交易走勢

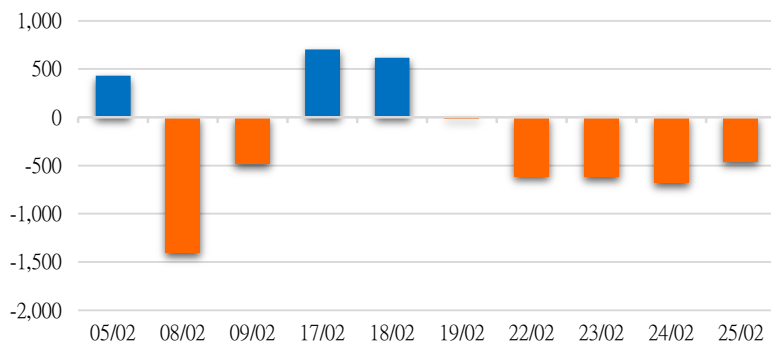


資料源:: FiinPro - YSVN

We Create Fortune

外資買進賣統計

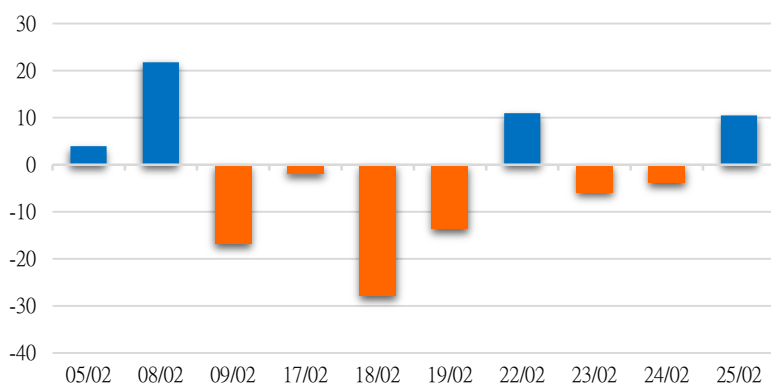
HSX 外資每日買/賣超



證券代碼	買超金額 (百萬盾)	證券代碼	賣超金額 (百萬盾)
VJC	38,129	VNM	233,274
VHM	31,071	PLX	47,268
GAS	25,793	KDH	36,186
VIC	15,278	SSI	30,620
HAH	10,948	DXG	29,562

HSX 外資買/賣超的前 5 名

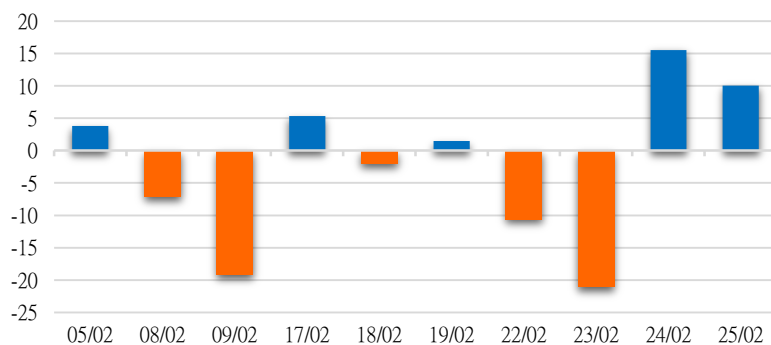
HNX 外資每日買/賣超



證券代碼	買超金額 (百萬盾)	證券代碼	賣超金額 (百萬盾)
NVB	12,032	BVS	1,842
VCS	4,324	VNF	1,603
APS	744	CSC	1,602
PVS	555	INN	842
BCC	258	DNM	589

HNX 外資買/賣超的前 5 名

UPCOM 外資每日買/賣超



證券代碼	買超金額 (百萬盾)	證券代碼	賣超金額 (百萬盾)
QNS	10,910	SSN	192
ACV	3,884	HNI	118
MCH	1,450	PGV	76
VEA	1,308	DBM	36
QTP	1,300	NCS	31

UPCOM 外資買/賣超的前 5 名

源: FiinPro - YSVN

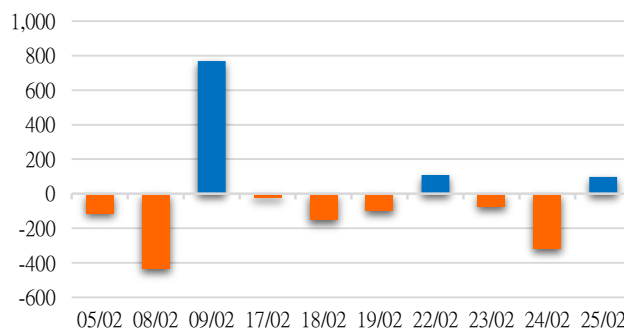
We Create **Fortune**

自營進出統計

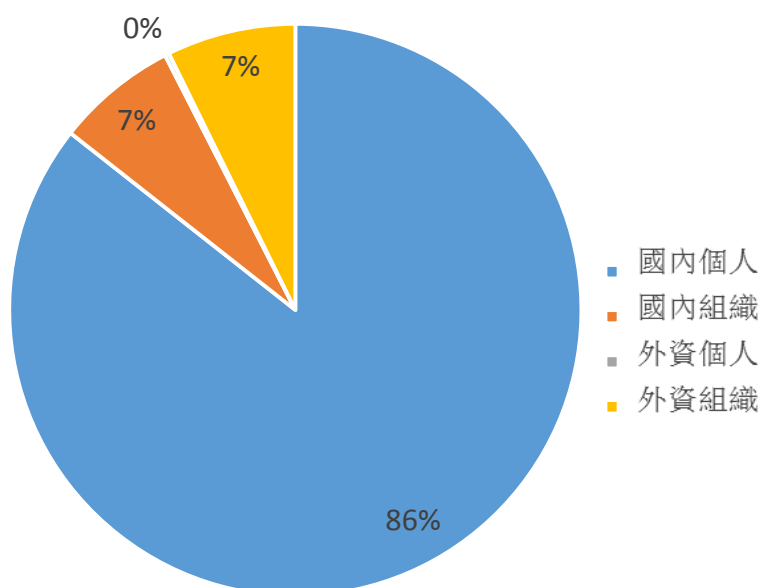
證券代碼	買超金額 (百萬盾)	證券代碼	賣超金額 (百萬盾)
GAS	19,934	ACB	14,460
MWG	16,189	TCB	14,369
LPB	14,300	FUEVFNND	11,529
VGC	13,962	FUESSVFL	7,244
NKG	9,881	MSN	7,229

券商自營交易最大前名

券商自營交易每日買/賣超
(bil.VND)



越南證券市場投資人類別統計

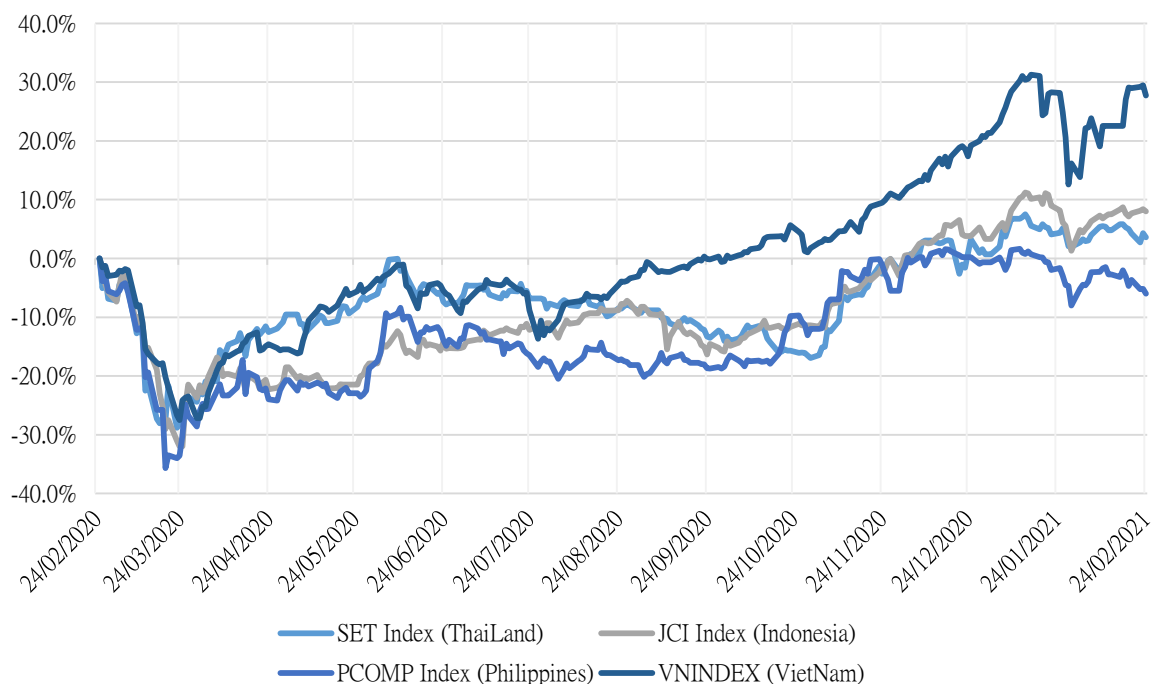


資料源: FiinPro - YSVN



We Create Fortune

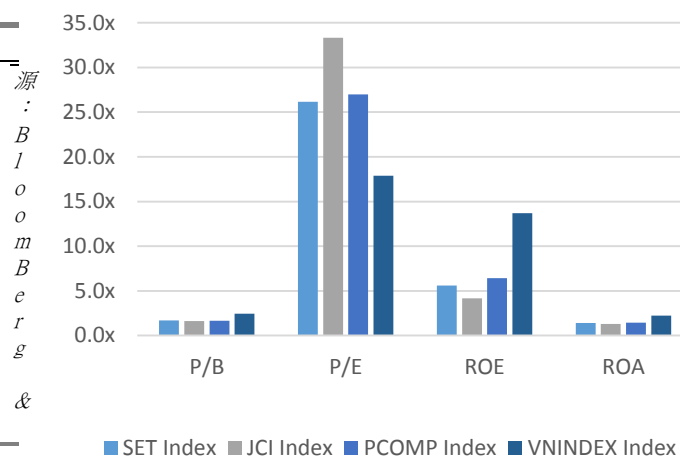
東南亞主要市場走勢比較



東南亞主要市場數據

		Thailand	Indonesia	Philippines	Vietnam
P/B		1.7x	1.6x	1.7x	2.4x
P/E		26.2x	33.3x	27.0x	18.0x
ROE	%	5.56	4.21	6.41	13.70
ROA	%	1.41	1.31	1.44	2.23
Vốn hóa	Tỷ USD	560.01	520.11	176.11	188.56
GTGD	Triệu USD	2.78	0.95	0.08	0.61
LS cổ tức	%	2.56	2.23	1.63	1.36

YSVN





We Create **Fortune**

元大證券（越南）公司

個人客戶分析部

Nguyễn Th ệ Minh

研究分析經理

+84 28 3622 6868 ext 3826

minh.nguyen@yuantan.com.vn

Lý Thị Hi ền

研究分析主管

+84 28 3622 6868 ext 3908

hien.ly@yuantan.com.vn

Quách Đức Khánh

高級分析專員

+84 28 3622 6868 ext 3833

khánh.quach@yuantan.com.vn

Phạm Tấn Phát

高級分析專員

+84 28 3622 6868 ext 3880

phat.pham@yuantan.com.vn

Nguyễn Trịnh Ngọc Hồng

分析專員

+84 28 3622 6868 ext 3832

hong.nguyen@yuantan.com.vn

個人客戶業務部

Nguyễn Thanh Tùng

總公司業務經理

+84 28 3622 6868 ext 3609

tung.nguyen@yuantan.com.vn

Nguyễn Việt Quang

河內分行經理

+84 28 3622 6868 ext 3404

quang.nguyen@yuantan.com.vn

Võ Thị Thu Thủy

平陽分行經理

+84 28 3622 6868 ext 3505

thuy.vo@yuantan.com.vn

Nguyễn Mạnh Hoạt

堤岸分行經理

+84 28 3622 6868 ext 3847

hoat.nguyen@yuantan.com.vn

Bùi Quốc Phong

同奈分行經理

+84 28 3622 6868

phong.bui@yuantan.com.vn

Chung Kim Hoa

華人客戶部經理

+84 28 3622 6868 ext 3828

hoa.chung@yuantan.com.vn

Đinh Thị Thu Cúc

頭頓分行經理

+84 28 3622 6868 ext 3203

cuc.dinh@yuantan.com.vn

Võ Đình Tuấn

峴港分行經理

+84 28 3622 6868 ext 3301

tuán.vo@yuantan.com.vn

Nguyễn Đức Hoàn

河內南部營業中心經理

+84 28 3622 6868 ext 3409

hoan.nguyen@yuantan.com.vn



Appendix A: Important Disclosures

Analyst Certification

Each research analyst primarily responsible for the content of this research report, in whole or in part, certifies that with respect to each security or issuer that the analyst covered in this report: (1) all of the views expressed accurately reflect his or her personal views about those securities or issuers; and (2) no part of his or her compensation was, is, or will be, directly or indirectly, related to the specific recommendations or views expressed by that research analyst in the research report.

Ratings Definitions

BUY: We have a positive outlook on the stock based on our expected absolute or relative return over the investment period. Our thesis is based on our analysis of the company's outlook, financial performance, catalysts, valuation and risk profile. We recommend investors add to their position.

HOLD-Outperform: In our view, the stock's fundamentals are relatively more attractive than peers at the current price. Our thesis is based on our analysis of the company's outlook, financial performance, catalysts, valuation and risk profile.

HOLD-Underperform: In our view, the stock's fundamentals are relatively less attractive than peers at the current price. Our thesis is based on our analysis of the company's outlook, financial performance, catalysts, valuation and risk profile.

SELL: We have a negative outlook on the stock based on our expected absolute or relative return over the investment period. Our thesis is based on our analysis of the company's outlook, financial performance, catalysts, valuation and risk profile. We recommend investors reduce their position.

Under Review: We actively follow the company, although our estimates, rating and target price are under review.

Restricted: The rating and target price have been suspended temporarily to comply with applicable regulations and/or Yuanta policies.

Note: Yuanta research coverage with a Target Price is based on an investment period of 12 months. Greater China Discovery Series coverage does not have a formal 12 month Target Price and the recommendation is based on an investment period specified by the analyst in the report.

Global Disclaimer

© 2018 Yuanta. All rights reserved. The information in this report has been compiled from sources we believe to be reliable, but we do not hold ourselves responsible for its completeness or accuracy. It is not an offer to sell or solicitation of an offer to buy any securities. All opinions and estimates included in this report constitute our judgment as of this date and are subject to change without notice.

This report provides general information only. Neither the information nor any opinion expressed herein constitutes an offer or invitation to make an offer to buy or sell securities or other investments. This material is prepared for general circulation to clients and is not intended to provide tailored investment advice and does not take into account the individual financial situation and objectives of any specific person who may receive this report. Investors should seek financial advice regarding the appropriateness of investing in any securities, investments or investment strategies discussed or recommended in this report. The information contained in this report has been compiled from sources believed to be reliable but no representation or warranty, express or implied, is made as to its accuracy, completeness or correctness. This report is not (and should not be construed as) a solicitation to act as securities broker or dealer in any jurisdiction by any person or company that is not legally permitted to carry on such business in that jurisdiction.

Yuanta research is distributed in the United States only to Major U.S. Institutional Investors (as defined in Rule 15a-6 under the Securities Exchange Act of 1934, as amended and SEC staff interpretations thereof). All transactions by a US person in the securities mentioned in this report must be effected through a registered broker-dealer under Section 15 of the Securities Exchange Act of 1934, as amended. Yuanta research is distributed in Taiwan by Yuanta Securities Investment Consulting. Yuanta research is distributed in Hong Kong by Yuanta Securities (Hong Kong) Co. Limited, which is licensed in Hong Kong by the Securities and Futures Commission for regulated activities, including Type 4 regulated activity (advising on securities). In Hong Kong, this research report may not be redistributed, retransmitted or disclosed, in whole or in part or any form or manner, without the express written