

技術性的恢復

26/02/2021

合約走勢

單位	收盤 點數	+/- 點數	交易量 合約	到期日 日期	剩餘 時間 日
VN30F2103	1174.0	-8.0	200,027	18/03	20
VN30F2104	1175.9	-13.6	510	15/04	48
VN30F2106	1181.9	-1.7	120	17/06	111
VN30F2109	1180.1	-4.7	199	16/09	202

源自: Bloomberg - YSVN

合約的更改交易量和持倉量

單位	交易量 點數	+/- 點數	OI	+/- %
VN30F2103	200,027	-3.5%	27,854	
VN30F2104	510	-1.7%	182	
VN30F2106	120	0.8%	321	
VN30F2109	199	206.2%	140	

源自: Bloomberg - YSVN

合約的基差變動

單位	基差 點數	前一盤 點數	+/- 點數
VN30F2103	0.4	12.2	-11.8
VN30F2104	2.3	12.2	-9.9
VN30F2106	8.3	13.8	-5.5
VN30F2109	6.5	15.0	-8.5

源自: Bloomberg - YSVN

合約走勢

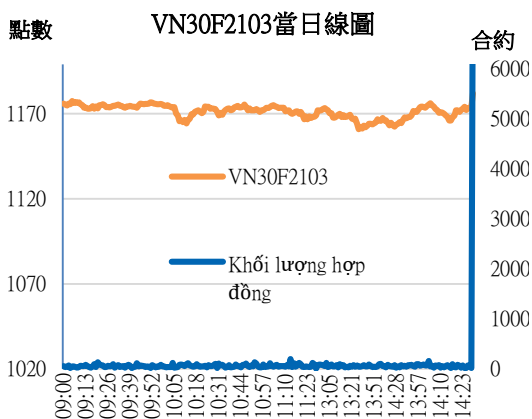
- 由於擔心美國政府的債券收益率上升，全球的股市同步調整，所以四個期貨合約收盤下跌從 1.7 點至 13.8 點。基差保持正值，最低為 VN30F2103 (0.4 點)，最高為 VN30F2106 (8.3 點)。
- VN30F2103 的交易量下降了 3.5%，VN30F2104 的下降 1.7%，而 VN30F2106 卻上升了 0.8%，VN30F2109 上升 206%。

VN30F1M 的評估

- VN30F2103 在上一交易日突破了上漲趨勢線。同時，下跌的跨度具有 5 個向下的波浪模式，表明當前的恢復跨度只是 A-B-C 格式的修正階段。
- 但是，VN30F2103 仍處於恢復階段，阻力位為 1182-1188 點，相當於 Fibo 61.8%-78.6%。

投資策略

<p>當天策略 (Intraday)</p> <p>如果價格修正至 1170-1172 點區時，投資者可考慮在 VN30F2103 上開多頭，停損於 1169 點，目標為 1180-1182 點。</p> <p>如果價格未能突破 1182-1188 點區，投資者則可以開空頭，停損於 1189 點，目標為 1160 點。</p>
<p>主要短期趨勢策略 (Daily)</p> <p>投資者繼續觀察市場，並等待新的切入點</p>



Phạm Tấn Phát
高級分析專員

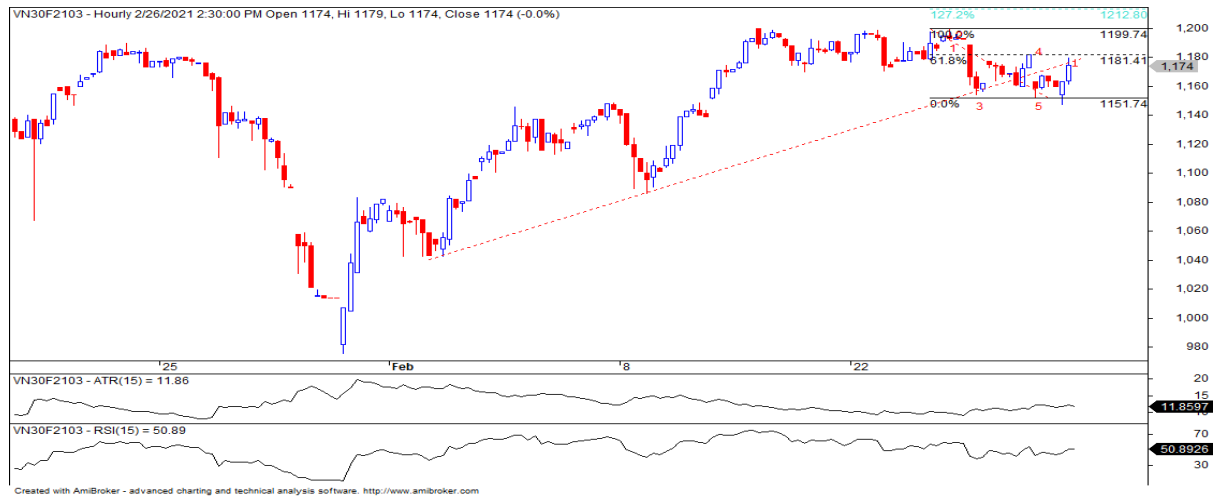
Email: phat.pham@yuanta.com.vn

Phone: (084) 28 3622 6868 ext 3880



We Create Fortune

VN30F1M 合約走勢圖

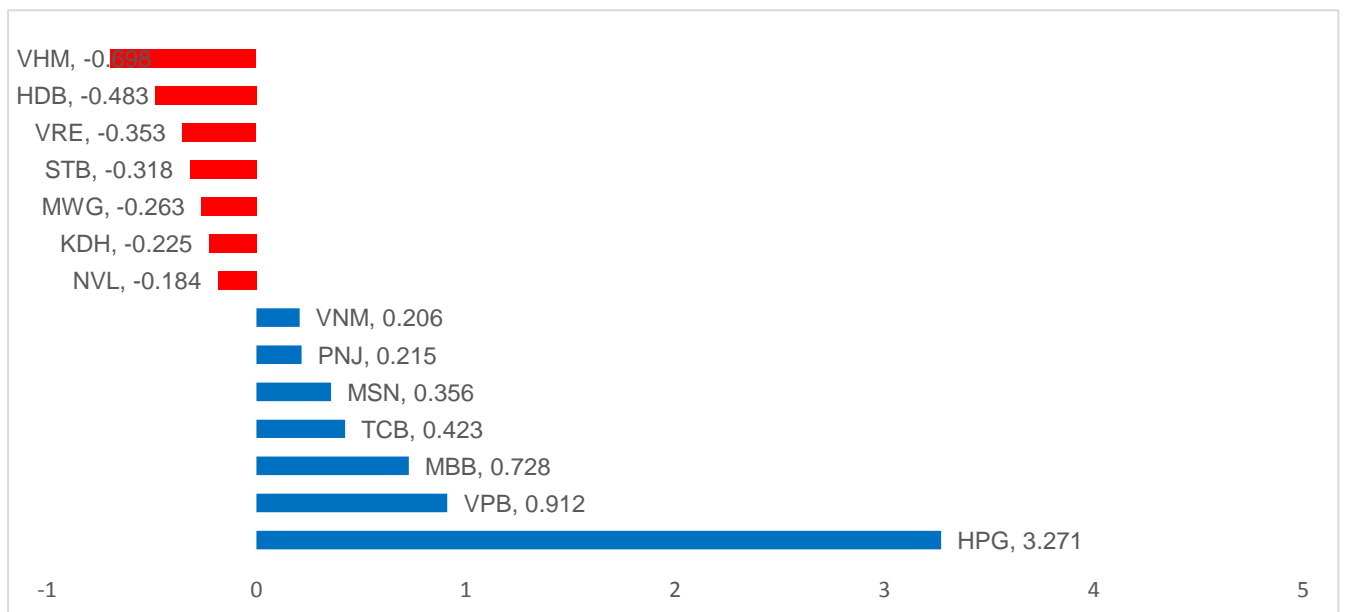


	VN30F2103-Daily	VN30F2103-30M
趨勢	上漲	下跌
支撐 1	1110	1170
支撐 2	1050	1157
阻力 1	1200	1178
阻力 2	1230	1180

VN30-INDEX 指數走勢

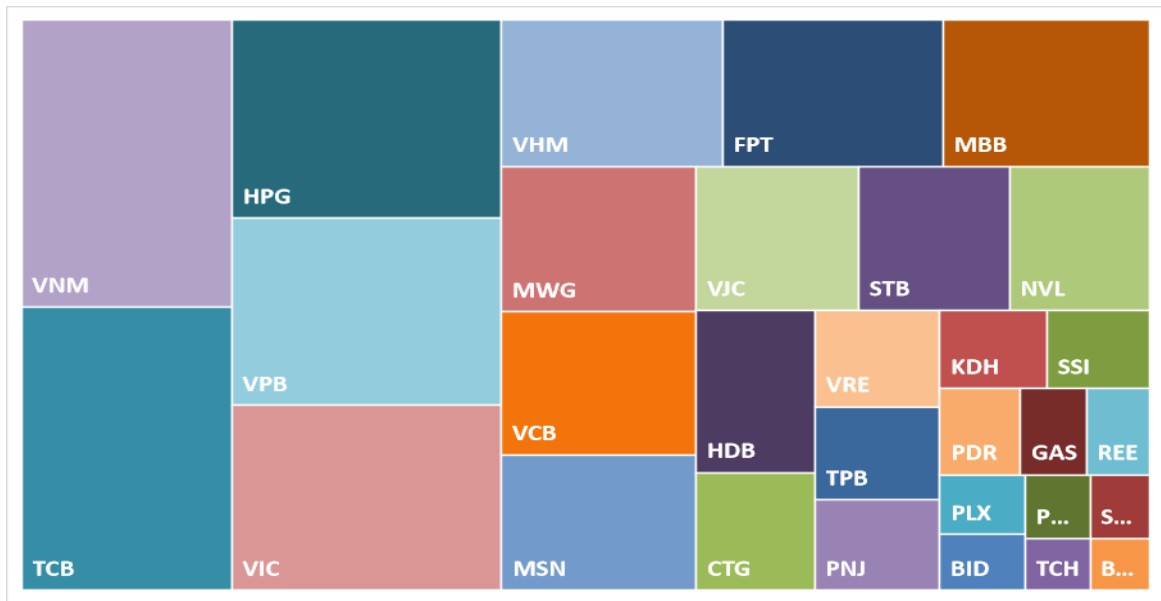
活躍低價的需求已幫助 VN30-Index 反彈上漲了 0.32%，其中，當日的亮點 HPG 已助該指數上漲了超過 3.2 點。相比之下，VHM，HDB，VRE 是導致 VN30-Index 跌幅最多的股票。

VN30-INDEX 中最具有影響力的成份股



We Create Fortune

VN30-INDEX 中的資本化



VHM 的走勢圖





We Create **Fortune**

期貨合約的價格，交易量和開 OI 的數量

日期	VN30F2103	交易量	OI
26/02/2021	1,174.0	200,027	27,854
25/02/2021	1,182.0	207,220	27,854
24/02/2021	1,162.0	208,243	29,978
23/02/2021	1,186.4	214,381	26,875
22/02/2021	1,173.1	183,570	30,973
19/02/2021	1,178.0	168,285	27,728
18/02/2021	1,187.9	120,131	20,440
17/02/2021	1,176.6	117,832	20,440
16/02/2021	1,092.0	203,704	28,479

日期	VN30F2104	交易量	OI
26/02/2021	1175.9	510	182
25/02/2021	1189.5	519	182
24/02/2021	1170	416	134
23/02/2021	1190	487	134
22/02/2021	1175.4	393	126
19/02/2021	1182.8	413	99
18/02/2021	1183	51,735	28,683
17/02/2021	1193	18,845	14,894
16/02/2021	1101	7,345	4,871

日期	VN30F2106	交易量	OI
26/02/2021	1,181.9	120	321
25/02/2021	1,183.6	119	321
24/02/2021	1,174.5	110	327
23/02/2021	1,190.0	70	325
22/02/2021	1,180.5	71	323
19/02/2021	1,183.5	113	327
18/02/2021	1,179.3	212	588
17/02/2021	1,179.3	212	588
16/02/2021	1,179.3	212	588

日期	VN30F2109	交易量	OI
26/02/2021	1180.1	199	140
25/02/2021	1184.8	65	140
24/02/2021	1171.9	93	139
23/02/2021	1190.9	60	127
22/02/2021	1180	62	120
19/02/2021	1185.6	65	118
18/02/2021	1184	122	310
17/02/2021	1196	79	348
16/02/2021	1107.9	147	344



We Create Fortune

VN30 指數的成份股

股票代碼	企業名稱	產業	比重	收盤價	資本	PER	PBR	3 個月成交量	外資持股	52 週走高	Thấp 52 Tuần
		單位	%	VND	Bil. VND	x	x	000 cp	%	VND	VND
BID	越南投資與發展商業股份銀行	金融	0.7%	43,600	175,360	24.6	2.3	2,332	17%	50,600	29,500
KDH	Khang Dien 住房投資和營業股份公司	房地產	1.2%	31,900	17,826	15.6	2.2	1,696	37%	35,800	16,667
CTG	越南工商股份銀行	金融	2.2%	37,250	138,697	10.1	1.6	9,625	28%	40,100	16,600
TCH	Hoang Huy 金融服務投資股份公司	工業	0.5%	21,800	7,701	8.5	1.6	9,122	6%	38,700	16,250
PLX	越南汽油集團	能源	0.8%	58,200	70,935	92.2	3.3	1,047	15%	59,000	35,100
BVH	Bao Viet 集團	金融	0.5%	59,100	43,871	28.3	2.2	1,086	28%	71,200	32,300
FPT	FPT 發展投資工藝股份公司	CNTT	5.0%	76,200	59,734	18.5	3.8	2,462	49%	79,000	34,870
GAS	越南氣體總公司 - 股份公司	公用服務	0.9%	89,300	170,916	22.1	3.5	1,138	3%	94,700	53,900
POW	越南電力石油股份公司	公用服務	0.6%	12,600	29,508	13.4	1.0	12,735	8%	15,200	6,850
HDB	胡志明市發展商業股份銀行	金融	3.0%	25,150	40,083	9.4	1.7	5,122	17%	28,000	9,758
HPG	Hoa Phat (和發) 集團股份公司	原材料	8.8%	45,600	151,086	11.2	2.6	22,997	31%	45,700	12,708
MBB	軍隊貿易股份銀行	金融	4.9%	27,650	77,386	9.3	1.6	18,344	23%	27,800	11,330
MSN	Masan 集團股份公司	必需消費品	3.9%	90,300	106,074	85.7	6.7	1,645	33%	98,200	46,400
MWG	世界移動通信投資股份公司	非必需消費品	4.3%	135,000	62,927	15.6	3.9	1,308	49%	139,900	56,300
NVL	Nova 房地產投資集團股份公司	房地產	3.1%	79,600	84,691	20.1	3.1	3,442	7%	83,500	48,548
PNJ	Phu Nhuan (富潤) 珠寶股份公司	非必需消費品	1.7%	84,900	19,303	18.0	3.7	753	49%	87,500	45,000
REE	冷機電股份公司	工業	0.8%	56,700	17,523	10.8	1.5	697	49%	59,600	26,100
PDR	Phat Dat 房地產開發股份公司	房地產	1.1%	63,000	24,959	20.8	4.9	3,434	1%	65,100	20,098
TPB	Tien Phong 股份商業銀行	金融	1.8%	27,550	28,422	7.9	1.7	2,835	30%	29,500	13,055
SBT	Bien Hoa - Thanh Thanh Cong (邊和 - 成成功) 股份公司	必需消費品	0.6%	21,700	13,392	22.9	1.7	4,307	8%	25,300	11,600
SSI	SSI 西貢證券股份公司	金融	1.3%	33,200	19,887	15.9	2.0	12,447	44%	37,250	9,569
STB	西貢商信銀行 (sacombank)	金融	3.3%	18,350	33,097	12.3	1.1	26,464	9%	21,700	7,120
TCB	越南技商股份銀行 (Techcombank)	金融	9.4%	39,250	137,568	11.1	1.9	17,723	22%	40,350	14,000
VCB	越南外商貿易股份銀行	金融	4.2%	98,200	364,212	19.7	3.7	1,128	24%	108,500	56,600
VHM	Vinhomes 股份公司	房地產	5.0%	101,600	334,215	12.0	3.9	2,866	22%	106,400	52,000
VIC	Vingroup 集團股份公司	房地產	7.8%	109,000	368,685	69.5	4.7	1,142	14%	116,000	68,000
VJC	Vietjet 越捷航空股份公司	工業	3.7%	135,100	70,771	1022.9	4.7	661	19%	136,000	93,200
VNM	越南牛奶股份公司	必需消費品	9.2%	104,800	219,027	22.0	7.0	2,715	58%	117,200	69,750
VPB	Viet Nam Thinh Vuong (越南繁榮) 貿易股份銀行	金融	7.8%	40,000	98,190	9.4	1.9	6,654	23%	42,000	16,000
VRE	Vincom Retail 股份公司	房地產	1.8%	33,200	75,441	31.7	2.6	7,240	31%	38,300	16,900



We Create **Fortune**

元大證券（越南）公司

個人客戶分析部

Nguyễn Th ê Minh

研究分析經理

+84 28 3622 6868 ext 3826
minh.nguyen@yuanta.com.vn

Lý Thị Hi ề n

研究分析主管

+84 28 3622 6868 ext 3908
hien.ly@yuanta.com.vn

Quách Đức Khánh

高級分析專員

+84 28 3622 6868 ext 3833
khanh.quach@yuanta.com.vn

Nguyễn Trịnh Ngọc Hồng

高級分析專員

+84 28 3622 6868 ext 3832
hong.nguyen@yuanta.com.vn

Phạm Tấn Phát

高級分析專員

+84 28 3622 6868 ext 3880
phat.pham@yuanta.com.vn

個人客戶業務部

Nguyễn Thanh Tùng

總公司業務經理

+84 28 3622 6868 ext 3609
tung.nguyen@yuanta.com.vn

Phạm Đ ắc Thành

北部區域經理

+84 28 3622 6868 ext 3416
thanh.pham@yuanta.com.vn

Nguyễn Mạnh Hoạt

南部區域經理(胡志明市區域)

+84 28 3622 6868 ext 3847
hoat.nguyen@yuanta.com.vn

Lương Kỳ Ty

堤岸分行經理

+84 28 3622 6868 ext 3653
ty.luong@yuanta.com.vn

Bùi Quốc Phong

同奈分行經理

+84 28 3622 6868 ext 3701
phong.bui@yuanta.com.vn

Võ Thị Thu Thủy

平陽分行經理

+84 28 3622 6868 ext 3505
thuy.vo@yuanta.com.vn

Nguyễn Việt Quang

河內分行經理

+84 28 3622 6868 ext 3404
quang.nguyen@yuanta.com.vn

Võ Đình Tuấn

峴港分行經理

+84 28 3622 6868 ext 3301
tuan.vo@yuanta.com.vn

Đinh Thị Thu Cúc

頭頓分行經理

+84 28 3622 6868 ext 3203
cuc.dinh@yuanta.com.vn



We Create **Fortune**

Appendix A: Important Disclosures

Analyst Certification

Each research analyst primarily responsible for the content of this research report, in whole or in part, certifies that with respect to each security or issuer that the analyst covered in this report: (1) all of the views expressed accurately reflect his or her personal views about those securities or issuers; and (2) no part of his or her compensation was, is, or will be, directly or indirectly, related to the specific recommendations or views expressed by that research analyst in the research report.

Ratings Definitions

BUY: We have a positive outlook on the stock based on our expected absolute or relative return over the investment period. Our thesis is based on our analysis of the company's outlook, financial performance, catalysts, valuation and risk profile. We recommend investors add to their position.

HOLD-Outperform: In our view, the stock's fundamentals are relatively more attractive than peers at the current price. Our thesis is based on our analysis of the company's outlook, financial performance, catalysts, valuation and risk profile.

HOLD-Underperform: In our view, the stock's fundamentals are relatively less attractive than peers at the current price. Our thesis is based on our analysis of the company's outlook, financial performance, catalysts, valuation and risk profile.

SELL: We have a negative outlook on the stock based on our expected absolute or relative return over the investment period. Our thesis is based on our analysis of the company's outlook, financial performance, catalysts, valuation and risk profile. We recommend investors reduce their position.

Under Review: We actively follow the company, although our estimates, rating and target price are under review.

Restricted: The rating and target price have been suspended temporarily to comply with applicable regulations and/or Yuanta policies.

Note: Yuanta research coverage with a Target Price is based on an investment period of 12 months. Greater China Discovery Series coverage does not have a formal 12 months Target Price and the recommendation is based on an investment period specified by the analyst in the report.

Global Disclaimer

© 2020 Yuanta. All rights reserved. The information in this report has been compiled from sources we believe to be reliable, but we do not hold ourselves responsible for its completeness or accuracy. It is not an offer to sell or solicitation of an offer to buy any securities. All opinions and estimates included in this report constitute our judgment as of this date and are subject to change without notice.

This report provides general information only. Neither the information nor any opinion expressed herein constitutes an offer or invitation to make an offer to buy or sell securities or other investments. This material is prepared for general circulation to clients and is not intended to provide tailored investment advice and does not take into account the individual financial situation and objectives of any specific person who may receive this report. Investors should seek financial advice regarding the appropriateness of investing in any securities, investments or investment strategies discussed or recommended in this report. The information contained in this report has been compiled from sources believed to be reliable but no representation or warranty, express or implied, is made as to its accuracy, completeness or correctness. This report is not (and should not be construed as) a solicitation to act as securities broker or dealer in any jurisdiction by any person or company that is not legally permitted to carry on such business in that jurisdiction.

Yuanta research is distributed in the United States only to Major U.S. Institutional Investors (as defined in Rule 15a-6 under the Securities Exchange Act of 1934, as amended and SEC staff interpretations thereof). All transactions by a US person in the securities mentioned in this report must be effected through a registered broker-dealer under Section 15 of the Securities Exchange Act of 1934, as amended. Yuanta research is distributed in Taiwan by Yuanta Securities Investment Consulting. Yuanta research is distributed in Hong Kong by Yuanta Securities (Hong Kong) Co. Limited, which is licensed in Hong Kong by the Securities and Futures Commission for regulated activities, including Type 4 regulated activity (advising on securities). In Hong Kong, this research report may not be redistributed, retransmitted or disclosed, in whole or in part or and any form or manner, without the express written consent of Yuanta Securities (Hong Kong) Co. Limited.