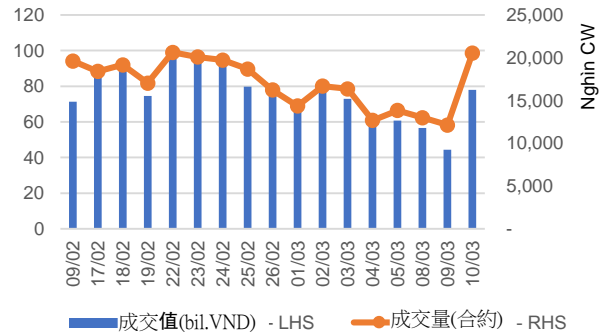


市場持續震盪

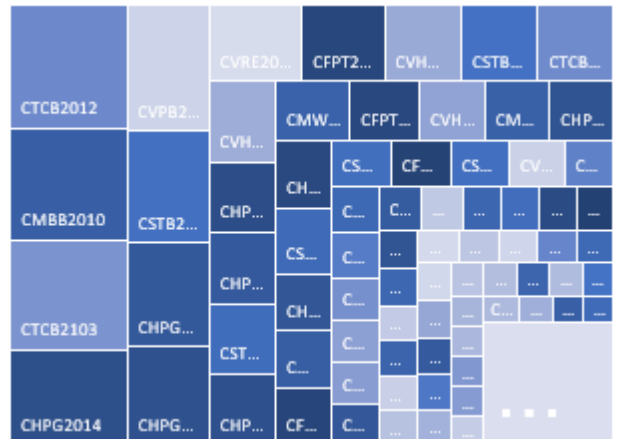
市場上的大多數權證繼續在窄幅內震盪和波動，除了 HSC 和 MBS 新上市的權證繼續有非常大的波動，包括 CTCB2103，CVPB2103，CFPT2101，CHPG2104 等。我們相信當外資減少賣超和 HOSE 上的一些調整而提高了流動性時，股票市場下一盤的走勢會更加積極。我們預計市場將很快會結束積累狀態，並且在接下來的交易日中將有更多積極的走勢。投資者可以繼續持有具有短期積極趨勢的股票的權證，如 HPG，VPB，TCB，FPT 等。

11/03/2021

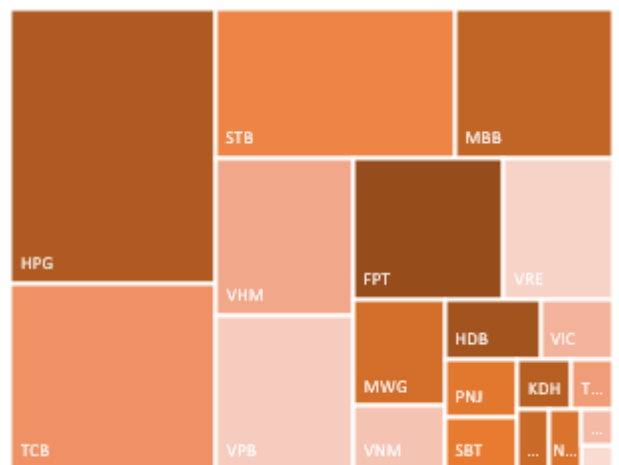
成交值和成交量



根據認股權證代碼分配成交值



根據標的股票代碼分配成交值



We Create Fortune

當日成交及相關指數

代碼	漲跌 (+/-%)	收盤	成交量 (合約)	成交值 (十億越盾)	現金 狀態	Premium	槓桿	剩餘 交易盤數	隱含 波動
CEIB2001	-10.5%	850	74,500	0.06	OTM	48.5%		36	336%
CFPT2010	6.7%	24,000	5,900	0.14	ITM	-0.4%	3.18	12	0%
CFPT2011	5.5%	5,800	75,700	0.45	ITM	0.9%	2.63	14	134%
CFPT2012	4.9%	5,360	148,200	0.77	ITM	2.0%	2.85	36	92%
CFPT2013	11.3%	12,330	10,800	0.13	ITM	0.5%	3.09	19	77%
CFPT2014	4.9%	10,400	12,000	0.13	ITM	-0.7%	3.67	20	0%
CFPT2015	3.5%	5,260	167,000	0.89	ITM	0.0%	2.90	6	0%
CFPT2016	2.6%	5,950	302,600	1.80	ITM	4.5%	2.56	72	91%
CFPT2017	0.9%	5,640	39,900	0.22	ITM	1.4%	3.38	31	75%
CFPT2101	0.0%	3,340	352,400	1.18	ITM	23.9%	2.38	81	113%
CHDB2007	1.0%	3,090	349,600	1.06	ITM	0.4%	2.79	32	0%
CHDB2008	5.4%	2,140	218,100	0.45	ITM	32.0%	1.74	36	225%
CHDB2101	0.0%	1,900	25,600	0.05	OTM	50.9%	1.08	138	143%
CHPG2010	-3.6%	5,680	239,900	1.35	ITM	0.1%	2.45	16	0%
CHPG2014	-0.9%	29,400	107,500	3.16	ITM	22.6%	1.55	27	442%
CHPG2018	-3.6%	3,990	330,700	1.33	ITM	0.8%	2.85	45	55%
CHPG2020	-2.9%	20,000	3,900	0.08	ITM	0.9%	2.28	77	42%
CHPG2021	-2.4%	10,350	214,600	2.27	ITM	0.2%	2.20	14	112%
CHPG2022	3.7%	9,900	13,400	0.13	ITM	2.6%	2.30	36	126%
CHPG2024	1.1%	9,200	119,300	1.08	ITM	0.7%	2.48	19	111%
CHPG2025	-7.0%	11,300	39,000	0.44	ITM	-0.7%	4.03	20	0%
CHPG2026	-1.1%	5,440	177,700	0.91	ITM	3.9%	4.03	41	75%
CHPG2101	1.7%	3,630	39,400	0.14	OTM	34.7%	1.72	138	113%
CHPG2102	-0.5%	9,300	15,200	0.14	ITM	10.3%	3.77	81	67%
CHPG2103	0.0%	4,950	107,600	0.53	ITM	13.8%	3.35	82	79%
CHPG2104	0.0%	3,050	779,000	2.41	ITM	18.3%	3.02	81	85%
CHPG2105	0.0%	5,000	278,000	1.35	ITM	14.0%	3.28	106	69%
CKDH2001	5.9%	1,960	70,500	0.13	ITM	7.5%	3.95	45	93%
CKDH2002	4.3%	2,200	153,900	0.34	ITM	14.0%	3.14	111	80%
CKDH2004	6.0%	2,810	67,200	0.19	ITM	1.3%	5.62	20	59%
CKDH2101	4.5%	1,840	34,000	0.06	OTM	34.2%	1.67	138	105%
CMBB2008	1.3%	11,300	46,900	0.52	ITM	-2.6%	2.84	12	0%
CMBB2009	2.3%	6,550	139,300	0.91	ITM	14.8%	2.13	14	371%
CMBB2010	2.3%	12,320	306,200	3.71	ITM	1.3%	2.27	66	71%
CMBB2011	3.8%	11,860	19,100	0.23	ITM	-0.3%		-	
CMBB2101	0.0%	4,200	263,800	1.09	ITM	23.1%	2.39	82	122%
CMSN2007	6.7%	3,480	22,700	0.07	ITM	4.1%	2.53	32	140%
CMSN2009	-2.1%	3,220	23,600	0.07	ITM	7.0%	2.72	45	127%
CMSN2010	-3.2%	16,440	1,000	0.02	ITM	-0.2%	2.68	12	0%
CMSN2011	-3.0%	7,170	24,800	0.18	ITM	1.0%	2.43	14	149%
CMSN2012	-5.4%	12,200	1,800	0.02	ITM	1.5%	3.61	20	93%
CMSN2101	0.0%	1,800	69,200	0.12	OTM	56.3%	0.91	138	162%
CMSN2102	-1.7%	1,720	35,100	0.06	OTM	67.3%	0.59	138	166%
CMWG2013	2.7%	19,520	4,100	0.08	ITM	3.5%	3.19	77	60%
CMWG2015	3.1%	3,350	390,400	1.25	ITM	2.3%	3.79	41	66%
CMWG2016	6.5%	3,290	123,100	0.39	ITM	8.0%	3.49	64	80%
CMWG2017	12.3%	3,470	95,800	0.31	ITM	4.0%	4.44	31	81%
CMWG2101	0.0%	2,820	53,200	0.14	ITM	11.3%	3.51	82	72%
CMWG2102	0.0%	5,770	3,600	0.02	ITM	14.1%	3.22	101	72%
CMWG2103	0.0%	2,380	214,200	0.48	ITM	16.7%	3.29	81	77%



We Create Fortune

CNVL2003	0.4%	2,260	182,000	0.41	ITM	4.9%	3.65	65	71%
CNVL2101	2.1%	1,970	58,300	0.11	ITM	32.8%	2.05	138	126%
CPNJ2009	1.5%	3,330	185,800	0.61	ITM	1.2%	3.14	14	121%
CPNJ2101	0.0%	1,890	60,300	0.11	ITM	15.9%	3.11	82	86%
CPNJ2102	0.0%	3,080	21,100	0.06	ITM	14.1%	3.56	101	63%
CPNJ2103	0.0%	2,720	126,700	0.35	ITM	10.5%	4.23	68	63%
CREE2006	-0.3%	3,500	44,000	0.15	ITM	2.0%	3.90	41	62%
CREE2101	0.0%	3,250	28,800	0.09	ITM	11.1%	3.62	82	77%
CSBT2007	2.8%	3,730	278,400	1.04	ITM	0.5%	3.12	32	55%
CSBT2101	-1.1%	1,780	22,900	0.04	OTM	48.5%	1.17	138	148%
CSTB2006	0.3%	3,000	74,300	0.22	ITM	1.0%	3.12	16	109%
CSTB2007	1.8%	3,970	339,700	1.34	ITM	1.3%	2.36	32	107%
CSTB2010	-0.8%	3,770	123,900	0.46	ITM	4.5%	2.46	65	99%
CSTB2011	0.2%	4,160	188,000	0.77	ITM	-0.2%	4.49	12	0%
CSTB2012	-0.8%	5,850	129,600	0.76	ITM	0.8%	3.20	14	105%
CSTB2013	0.0%	6,580	387,800	2.60	ITM	-0.6%	-	-	-
CSTB2014	2.7%	7,200	225,600	1.65	ITM	2.7%	2.57	66	78%
CSTB2016	-3.8%	2,550	117,400	0.30	ITM	2.9%	3.58	36	81%
CSTB2017	2.8%	4,110	81,900	0.33	ITM	3.8%	4.29	31	81%
CSTB2101	0.0%	2,400	9,500	0.02	OTM	43.3%	1.46	138	107%
CSTB2102	0.0%	3,280	191,000	0.60	ITM	13.8%	3.64	60	81%
CSTB2103	0.0%	2,270	304,200	0.63	ITM	20.5%	2.63	106	88%
CTCB2009	1.8%	16,790	1,500	0.02	ITM	-1.3%	2.34	12	0%
CTCB2010	1.8%	9,000	39,600	0.36	ITM	0.5%	2.18	14	144%
CTCB2012	1.4%	17,910	227,600	4.08	ITM	1.6%	2.19	100	57%
CTCB2013	3.2%	16,510	101,000	1.64	ITM	0.5%	2.38	36	70%
CTCB2101	-1.6%	12,000	14,100	0.17	ITM	9.4%	2.85	147	63%
CTCB2102	0.0%	4,980	116,500	0.57	ITM	16.9%	2.89	82	96%
CTCB2103	0.0%	5,380	831,600	3.59	ITM	17.7%	2.72	106	90%
CTCH2001	0.0%	1,680	167,400	0.28	ITM	27.2%	2.04	45	172%
CTCH2003	0.9%	2,140	129,300	0.28	OTM	39.9%	1.49	111	148%
CTCH2101	0.4%	2,340	5,400	0.01	OTM	49.9%	1.22	138	155%
CVHM2006	4.0%	1,040	555,600	0.56	ITM	5.8%	4.50	32	90%
CVHM2008	0.0%	2,260	257,500	0.57	ITM	11.6%	3.57	65	85%
CVHM2009	1.4%	2,940	388,300	1.10	ITM	1.5%	3.40	14	118%
CVHM2010	1.7%	3,050	21,400	0.06	ITM	7.1%	3.24	36	123%
CVHM2101	-1.8%	2,190	19,500	0.04	OTM	42.1%	1.37	138	130%
CVHM2102	0.0%	2,730	127,400	0.35	ITM	14.4%	3.01	82	95%
CVHM2103	0.0%	2,090	796,100	1.66	ITM	14.0%	3.47	60	91%
CVHM2104	0.0%	2,360	736,600	1.52	ITM	21.7%	2.60	106	88%
CVIC2004	-1.2%	820	305,200	0.24	ITM	9.8%	4.81	32	91%
CVIC2005	-1.3%	1,510	232,200	0.33	OTM	15.1%	3.80	65	71%
CVIC2006	0.0%	2,000	145,500	0.29	ITM	0.9%	5.29	14	68%
CVIC2101	4.4%	1,900	35,400	0.07	OTM	55.6%	0.79	138	145%
CVIC2102	0.0%	2,000	137,800	0.28	ITM	13.2%	3.75	60	83%
CVJC2004	1.7%	1,220	56,200	0.07	ITM	3.3%	5.37	32	65%
CVJC2006	3.2%	1,620	161,700	0.26	ITM	5.9%	3.98	65	68%
CVNM2011	3.1%	1,330	237,600	0.31	OTM	56.8%	0.19	65	177%
CVNM2012	-4.8%	2,000	80,600	0.15	OTM	11.7%	3.20	12	82%
CVNM2013	-16.8%	840	370,700	0.31	OTM	11.2%	4.44	14	101%
CVNM2014	-1.4%	710	79,500	0.05	OTM	40.7%	0.00	20	119%
CVNM2101	0.0%	1,980	62,000	0.12	OTM	64.7%	0.52	138	163%
CVNM2102	0.0%	1,940	210,400	0.38	OTM	26.8%	2.05	82	97%
CVNM2103	0.0%	2,950	105,000	0.31	OTM	32.0%	1.68	68	149%
CVPB2010	3.3%	17,780	1,000	0.02	ITM	-0.5%	2.36	12	0%
CVPB2011	0.0%	9,200	12,200	0.11	ITM	1.0%	2.28	36	94%



We Create Fortune

CVPB2012	0.0%	9,800	10,500	0.10	ITM	1.4%	2.14	14	189%
CVPB2013	0.7%	14,500	25,500	0.37	ITM	-1.2%	2.90	20	0%
CVPB2015	3.3%	17,050	29,200	0.50	ITM	2.5%	2.42	100	62%
CVPB2016	3.1%	15,440	26,000	0.40	ITM	1.0%	2.72	36	78%
CVPB2017	-1.5%	1,300	208,600	0.26	ITM	4.8%	3.17	36	108%
CVPB2101	0.0%	4,940	80,400	0.39	ITM	11.6%	3.26	82	78%
CVPB2102	0.0%	4,450	165,700	0.71	ITM	5.7%	3.97	60	64%
CVPB2103	0.0%	5,840	658,200	2.93	ITM	14.7%	2.77	106	84%
CVRE2007	1.8%	580	666,900	0.37	ITM	6.1%	7.41	16	73%
CVRE2009	0.8%	1,300	161,000	0.21	ITM	9.8%	3.96	54	78%
CVRE2011	0.6%	1,640	213,000	0.35	ITM	12.6%	3.62	65	79%
CVRE2012	-2.5%	1,940	102,800	0.20	ITM	0.3%	4.39	14	56%
CVRE2013	-1.0%	8,490	45,300	0.38	ITM	5.4%	3.46	100	52%
CVRE2014	-0.3%	7,480	274,200	2.00	ITM	2.4%	4.32	36	63%

源自：FiinPro, YSVN

Premium = (行使價格 + 認股權證價格 x 轉換率) - 標的證券的目前價格 (盈虧平衡價格與標的證券的目前價格之差)。

槓桿 (Effective gearing) 越高，按標的證券的波動率就越大。

為了限制風險，投資者應選擇具有現金狀態 (ITM)，Premium 或隱含波動率偏低的認股權證。此外，投資者也應優先對具有偏長 (兩週以上) 的剩餘交易盤數 (直至到期日) 的權證進行交易，以限制風險。

標的股票的技術建議綜合表

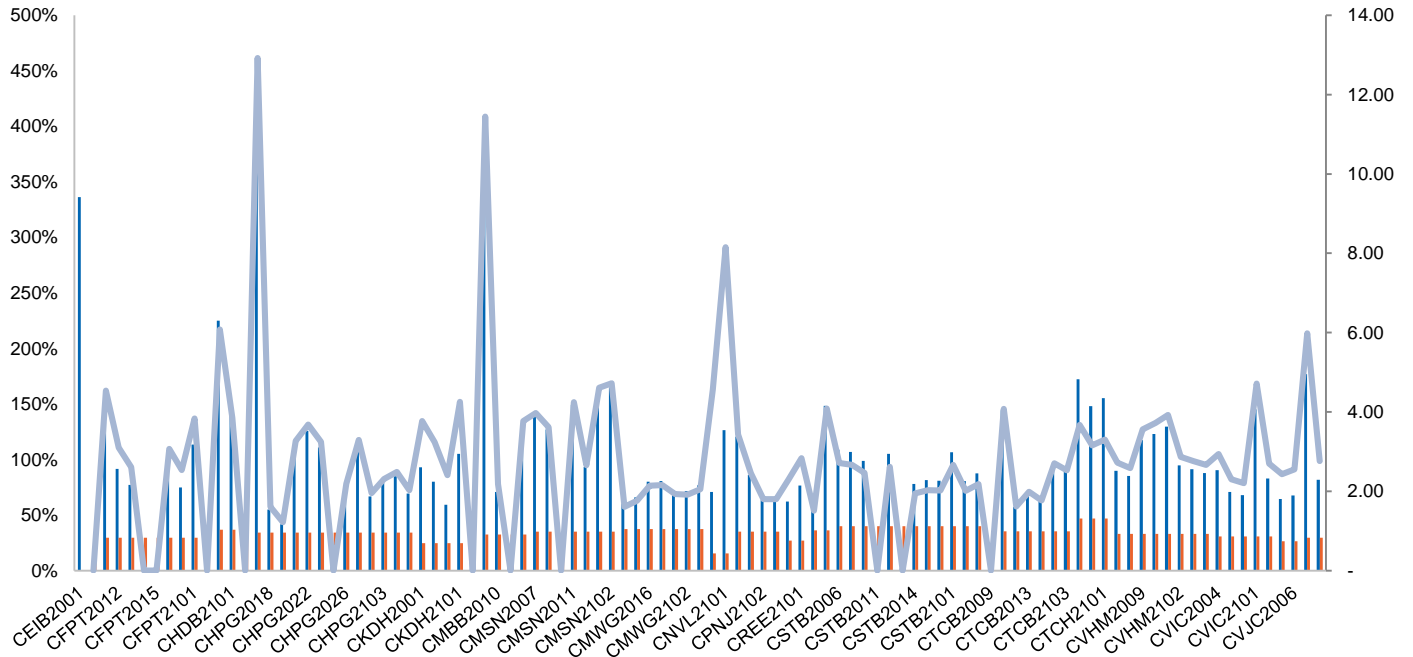
代碼	建議價格	目前價格	短期趨勢	中期趨勢	短期目標	與目前價格 相比的短期 上漲空間	短期停損	Reward/Risk
CTD	75.80	78.20	上漲	上漲	85.40	13%	70.13	1.69
DPM	17.40	19.10	上漲	上漲	18.93	9%	17.50	(14.66)
FPT	66.00	76.30	上漲	上漲	74.24	12%	73.40	(1.11)
HDB	25.40	26.10	上漲	上漲	27.79	9%	25.00	5.99
HPG	42.00	45.60	上漲	上漲	48.52	16%	44.19	(2.97)
MBB	25.80	27.95	上漲	上漲	29.22	13%	26.37	(5.97)
MSN	95.10	87.00	上漲	上漲	109.36	15%	86.58	1.67
MWG		130.50	下跌	上漲			136.36	-
NVL	75.90	82.50	上漲	上漲	84.11	11%	76.38	(17.19)
PNJ	86.50	83.60	上漲	上漲	97.92	13%	80.63	1.95
REE	53.50	54.90	上漲	上漲	62.94	18%	54.48	(9.63)
ROS		3.55	下跌	上漲			3.79	-
STB	18.75	18.70	上漲	上漲	21.38	14%	17.79	2.73
TCB	36.30	39.30	上漲	上漲	39.60	9%	37.63	(2.48)
VHM		99.90	下跌	上漲			103.82	-
VIC	105.90	106.00	上漲	上漲	120.59	14%	101.57	3.39
VJC	131.00	135.50	上漲	上漲	143.26	9%	130.13	14.17
VNM		101.10	下跌	上漲			105.24	-
VPB	35.45	42.00	上漲	上漲	40.41	14%	38.36	(1.71)
VRE	34.85	34.15	上漲	上漲	38.84	11%	32.15	1.48

源自：YSVN



We Create Fortune

認股權證的隱含波動 VS 標的股票過去期間的波動



源自：YSVN

(*) 橙色列是標的股票過去期間的波動；藍色列是認股權證的隱含波動。

(*) 投資者可使用“隱含波動”來比較同一標的股票的認股權證。隱含波動率越大，對標的股票的價格變動率期望就越高（換句話說，隱含波動率越大，認股權證就越昂貴）。

認股權證訊息

認股權證代碼	發行商	期限	轉換率	發行價格	發行量	行使價格	最後交易日
CEIB2001	KISVN	4 月	10.00000 : 1	1,000	1,000,000	18,818	29/04/2021
CFPT2010	VND	6 月	1.00000 : 1	7,900	1,000,000	52,000	26/03/2021
CFPT2011	HCM	6 月	5.00000 : 1	1,700	5,000,000	48,000	30/03/2021
CFPT2012	HCM	7 月	5.00000 : 1	1,500	5,000,000	51,000	29/04/2021
CFPT2013	BSC	6 月	2.00000 : 1	3,800	1,500,000	52,000	06/04/2021
CFPT2014	VCI	6 月	2.00000 : 1	2,000	1,000,000	55,000	07/04/2021
CFPT2015	SSI	5 月	5.00000 : 1	2,070	5,000,000	50,000	18/03/2021
CFPT2016	SSI	8 月	5.00000 : 1	2,580	5,000,000	50,000	18/06/2021
CFPT2017	MBS	4.5 月	4.00000 : 1	2,340	2,400,000	54,800	22/04/2021
CFPT2101	MBS	5 月	6.00000 : 1	1,500	2,000,000	74,500	01/07/2021
CHDB2007	KISVN	9 月	3.03026 : 1	1,300	2,000,000	16,831	23/04/2021
CHDB2008	KISVN	6 月	4.00000 : 1	1,000	3,000,000	25,888	29/04/2021
CHDB2101	KISVN	9 月	5.00000 : 1	1,000	2,000,000	29,888	20/09/2021
CHPG2010	KISVN	10 月	3.27240 : 1	1,800	2,000,000	27,079	01/04/2021
CHPG2014	SSI	9 月	1.00000 : 1	7,200	3,000,000	26,500	16/04/2021
CHPG2018	KISVN	9 月	4.00000 : 1	1,200	3,000,000	29,999	12/05/2021
CHPG2020	VND	9 月	1.00000 : 1	5,700	1,000,000	26,000	27/06/2021
CHPG2021	HCM	6 月	2.00000 : 1	2,400	5,000,000	25,000	30/03/2021
CHPG2022	HCM	7 月	2.00000 : 1	2,100	5,000,000	27,000	29/04/2021
CHPG2024	BSC	6 月	2.00000 : 1	2,200	2,000,000	27,500	06/04/2021



We Create Fortune

CHPG2025	VCI	6 月	1.00000 : 1	2,000	1,000,000	34,000	07/04/2021
CHPG2026	MBS	5 月	2.00000 : 1	3,350	3,000,000	36,500	06/05/2021
CHPG2101	KISVN	9 月	4.00000 : 1	1,050	2,000,000	46,888	20/09/2021
CHPG2102	ACBS	6 月	1.00000 : 1	6,600	2,000,000	41,000	01/07/2021
CHPG2103	VND	6 月	2.00000 : 1	3,900	4,000,000	42,000	02/07/2021
CHPG2104	MBS	5 月	3.00000 : 1	1,500	2,000,000	44,800	01/07/2021
CHPG2105	HCM	6 月	2.00000 : 1	3,000	5,000,000	42,000	05/08/2021
CKDH2001	KISVN	7 月	4.00000 : 1	1,400	3,000,000	26,222	12/05/2021
CKDH2002	KISVN	10 月	4.00000 : 1	1,600	3,000,000	27,333	12/08/2021
CKDH2004	MBS	4 月	2.00000 : 1	2,180	2,000,000	26,500	07/04/2021
CKDH2101	KISVN	9 月	5.00000 : 1	1,000	2,000,000	33,333	20/09/2021
CMBB2008	VND	6 月	0.86950 : 1	3,400	3,000,000	17,390	26/03/2021
CMBB2009	HCM	6 月	2.00000 : 1	1,700	5,000,000	19,000	30/03/2021
CMBB2010	SSI	8 月	1.00000 : 1	4,600	3,000,000	16,000	10/06/2021
CMBB2011	SSI	5 月	1.00000 : 1	3,800	3,000,000	16,000	10/03/2021
CMBB2101	VND	6 月	2.00000 : 1	1,600	4,000,000	26,000	02/07/2021
CMSN2007	KISVN	9 月	9.88200 : 1	1,400	3,000,000	56,197	23/04/2021
CMSN2009	KISVN	9 月	9.88200 : 1	1,200	3,000,000	61,267	12/05/2021
CMSN2010	VND	6 月	1.97640 : 1	4,800	1,500,000	54,351	26/03/2021
CMSN2011	HCM	6 月	5.00000 : 1	2,000	5,000,000	52,000	30/03/2021
CMSN2012	VCI	6 月	1.97640 : 1	2,000	1,000,000	64,233	07/04/2021
CMSN2101	KISVN	9 月	20.00000 : 1	1,000	2,000,000	99,999	20/09/2021
CMSN2102	KISVN	9 月	20.00000 : 1	1,000	2,000,000	111,111	20/09/2021
CMWG2013	VND	9 月	2.00000 : 1	12,000	1,000,000	96,000	27/06/2021
CMWG2015	HCM	6 月	10.00000 : 1	1,900	5,000,000	100,000	06/05/2021
CMWG2016	HCM	7 月	10.00000 : 1	1,700	5,000,000	108,000	08/06/2021
CMWG2017	MBS	4.5 月	8.00000 : 1	2,410	2,400,000	108,000	22/04/2021
CMWG2101	VND	6 月	10.00000 : 1	2,400	5,000,000	117,000	02/07/2021
CMWG2102	VCI	6 月	5.00000 : 1	3,000	1,500,000	120,000	29/07/2021
CMWG2103	MBS	5 月	10.00000 : 1	1,900	2,000,000	128,500	01/07/2021
CNVL2003	KISVN	9 月	10.00000 : 1	1,000	5,000,000	63,979	09/06/2021
CNVL2101	KISVN	9 月	16.00000 : 1	1,000	2,000,000	77,999	20/09/2021
CPNJ2009	HCM	6 月	8.00000 : 1	1,400	5,000,000	58,000	30/03/2021
CPNJ2101	VND	6 月	10.00000 : 1	1,700	5,000,000	78,000	02/07/2021
CPNJ2102	VCI	6 月	5.00000 : 1	2,000	1,500,000	80,000	29/07/2021
CPNJ2103	MBS	4.5 月	5.00000 : 1	2,900	2,500,000	78,800	14/06/2021
CREE2006	HCM	6 月	4.00000 : 1	1,500	5,000,000	42,000	06/05/2021
CREE2101	VND	6 月	4.00000 : 1	2,300	4,000,000	48,000	02/07/2021
CSBT2007	KISVN	9 月	1.93720 : 1	1,700	2,000,000	15,497	23/04/2021
CSBT2101	KISVN	9 月	5.00000 : 1	1,100	2,000,000	24,666	20/09/2021
CSTB2006	KISVN	10 月	2.00000 : 1	1,580	2,000,000	12,888	01/04/2021
CSTB2007	KISVN	10 月	2.00000 : 1	1,500	3,000,000	10,999	23/04/2021
CSTB2010	KISVN	9 月	2.00000 : 1	1,100	3,500,000	11,999	09/06/2021
CSTB2011	VND	6 月	1.00000 : 1	2,700	5,000,000	14,500	26/03/2021
CSTB2012	HCM	6 月	1.00000 : 1	2,500	5,000,000	13,000	30/03/2021
CSTB2013	SSI	5 月	1.00000 : 1	3,200	5,000,000	12,000	10/03/2021
CSTB2014	SSI	8 月	1.00000 : 1	3,800	5,000,000	12,000	10/06/2021
CSTB2016	KISVN	6 月	2.00000 : 1	1,200	3,000,000	14,141	29/04/2021
CSTB2017	MBS	4.5 月	1.00000 : 1	2,680	2,000,000	15,300	22/04/2021
CSTB2101	KISVN	9 月	2.00000 : 1	1,000	2,000,000	21,999	20/09/2021



We Create Fortune

CSTB2102	MBS	4 月	1.00000 : 1	2,000	2,000,000	18,000	02/06/2021
CSTB2103	HCM	6 月	2.00000 : 1	1,400	5,000,000	18,000	05/08/2021
CTCB2009	VND	6 月	1.00000 : 1	4,400	3,000,000	22,000	26/03/2021
CTCB2010	HCM	6 月	2.00000 : 1	2,000	5,000,000	21,500	30/03/2021
CTCB2012	SSI	8 月	1.00000 : 1	5,400	5,000,000	22,000	28/07/2021
CTCB2013	SSI	5 月	1.00000 : 1	4,700	7,000,000	23,000	29/04/2021
CTCB2101	ACBS	9 月	1.00000 : 1	5,000	1,000,000	31,000	01/10/2021
CTCB2102	VND	6 月	2.00000 : 1	2,300	5,000,000	36,000	02/07/2021
CTCB2103	HCM	6 月	2.00000 : 1	2,900	5,000,000	35,500	05/08/2021
CTCH2001	KISVN	7 月	3.90200 : 1	1,400	4,000,000	22,327	12/05/2021
CTCH2003	KISVN	10 月	3.90200 : 1	1,600	3,000,000	23,411	12/08/2021
CTCH2101	KISVN	9 月	4.00000 : 1	1,000	2,000,000	24,666	20/09/2021
CVHM2006	KISVN	9 月	20.00000 : 1	1,000	3,000,000	84,888	23/04/2021
CVHM2008	KISVN	9 月	10.00000 : 1	1,400	3,500,000	88,888	09/06/2021
CVHM2009	HCM	6 月	10.00000 : 1	1,400	5,000,000	72,000	30/03/2021
CVHM2010	HCM	7 月	10.00000 : 1	1,300	5,000,000	76,500	29/04/2021
CVHM2101	KISVN	9 月	16.00000 : 1	1,100	2,000,000	106,888	20/09/2021
CVHM2102	VND	6 月	10.00000 : 1	1,900	5,000,000	87,000	02/07/2021
CVHM2103	MBS	4 月	10.00000 : 1	1,650	2,500,000	93,000	02/06/2021
CVHM2104	HCM	6 月	10.00000 : 1	1,600	5,000,000	98,000	05/08/2021
CVIC2004	KISVN	9 月	20.00000 : 1	1,000	3,000,000	99,999	23/04/2021
CVIC2005	KISVN	9 月	10.00000 : 1	1,500	3,000,000	106,868	09/06/2021
CVIC2006	HCM	6 月	10.00000 : 1	1,700	5,000,000	87,000	30/03/2021
CVIC2101	KISVN	9 月	20.00000 : 1	1,000	2,000,000	126,888	20/09/2021
CVIC2102	MBS	4 月	10.00000 : 1	1,800	1,500,000	100,000	02/06/2021
CVJC2004	KISVN	9 月	20.00000 : 1	1,200	2,000,000	115,511	23/04/2021
CVJC2006	KISVN	9 月	20.00000 : 1	1,000	5,000,000	111,111	09/06/2021
CVNM2011	KISVN	9 月	19.81800 : 1	1,100	5,000,000	132,120	09/06/2021
CVNM2012	VND	6 月	1.98180 : 1	7,700	1,000,000	108,999	26/03/2021
CVNM2013	HCM	6 月	10.00000 : 1	1,900	5,000,000	104,000	30/03/2021
CVNM2014	VCI	6 月	4.95450 : 1	2,000	1,000,000	138,726	07/04/2021
CVNM2101	KISVN	9 月	20.00000 : 1	1,100	2,000,000	126,888	20/09/2021
CVNM2102	VND	6 月	9.90850 : 1	1,700	4,000,000	108,997	02/07/2021
CVNM2103	MBS	4.5 月	10.00000 : 1	1,700	3,000,000	104,000	14/06/2021
CVPB2010	VND	6 月	1.00000 : 1	4,700	2,000,000	24,000	26/03/2021
CVPB2011	HCM	7 月	2.00000 : 1	1,900	5,000,000	24,000	29/04/2021
CVPB2012	HCM	6 月	2.00000 : 1	2,000	5,000,000	23,000	30/03/2021
CVPB2013	VCI	6 月	1.00000 : 1	2,000	1,000,000	27,000	07/04/2021
CVPB2015	SSI	8 月	1.00000 : 1	5,600	5,000,000	26,000	28/07/2021
CVPB2016	SSI	5 月	1.00000 : 1	4,800	7,000,000	27,000	29/04/2021
CVPB2017	KISVN	4 月	10.00000 : 1	1,000	1,000,000	30,999	29/04/2021
CVPB2101	VND	6 月	2.00000 : 1	2,900	3,000,000	37,000	02/07/2021
CVPB2102	MBS	4 月	2.00000 : 1	2,800	2,000,000	35,500	02/06/2021
CVPB2103	HCM	6 月	2.00000 : 1	2,700	5,000,000	36,500	05/08/2021
CVRE2007	KISVN	10 月	5.00000 : 1	1,520	2,000,000	33,333	01/04/2021
CVRE2009	KISVN	10 月	5.00000 : 1	1,400	3,000,000	30,999	25/05/2021
CVRE2011	KISVN	9 月	4.00000 : 1	1,500	2,500,000	31,888	09/06/2021
CVRE2012	HCM	6 月	4.00000 : 1	1,300	5,000,000	26,500	30/03/2021
CVRE2013	SSI	8 月	1.00000 : 1	5,000	5,000,000	27,500	28/07/2021
CVRE2014	SSI	5 月	1.00000 : 1	4,600	7,000,000	27,500	29/04/2021



We Create **Fortune**

CVRE2015	MBS	4.5 月	2.00000 : 1	2,270	2,000,000	27,500	22/04/2021
CVRE2101	KISVN	9 月	4.00000 : 1	1,200	2,000,000	34,567	20/09/2021
CVRE2103	HCM	6 月	4.00000 : 1	1,300	5,000,000	32,000	05/08/2021

源自 : FiinPro, YSVN



We Create **Fortune**

元大證券（越南）公司

個人客戶分析部

Nguyễn Thế Minh
研究分析經理
+84 28 3622 6868 ext 3826
minh.nguyen@yuanta.com.vn

Lý Thị Hiền
研究分析主管
+84 28 3622 6868 ext 3908
hien.ly@yuanta.com.vn

Quách Đức Khánh
高級分析專員
+84 28 3622 6868 ext 3833
khanh.quach@yuanta.com.vn

Khổng Hữu Hiệp
高級分析專員
+84 28 3622 6868 ext 3912
hiiep.khong@yuanta.com.vn

Nguyễn Trịnh Ngọc Hồng
高級分析專員
+84 28 3622 6868 ext 3832
hong.nguyen@yuanta.com.vn

Phạm Tấn Phát
高級分析專員
+84 28 3622 6868 ext 3880
phat.pham@yuanta.com.vn

個人客戶業務部

Nguyễn Thanh Tùng
總公司業務經理
+84 28 3622 6868 ext 3609
tung.nguyen@yuanta.com.vn

Phạm Đắc Thành
北部區域經理
+84 28 3622 6868 ext 3416
thanh.pham@yuanta.com.vn

Nguyễn Mạnh Hoạt
南部區域經理(胡志明市區域)
+84 28 3622 6868 ext 3847
hoat.nguyen@yuanta.com.vn

Lương Kỳ Ty
堤岸分行經理
+84 28 3622 6868 ext 3653
ty.luong@yuanta.com.vn

Bùi Quốc Phong
同奈分行經理
+84 28 3622 6868 ext 3701
phong.bui@yuanta.com.vn

Võ Thị Thu Thủy
平陽分行經理
+84 28 3622 6868 ext 3505
thuy.vo@yuanta.com.vn

Nguyễn Việt Quang
河內分行經理
+84 28 3622 6868 ext 3404
quang.nguyen@yuanta.com.vn

Võ Đình Tuấn
峴港分行經理
+84 28 3622 6868 ext 3301
tuan.vo@yuanta.com.vn

Đinh Thị Thu Cúc
頭頓分行經理
+84 28 3622 6868 ext 3203
cuc.dinh@yuanta.com.vn



Appendix A: Important Disclosures

Analyst Certification

Each research analyst primarily responsible for the content of this research report, in whole or in part, certifies that with respect to each security or issuer that the analyst covered in this report: (1) all of the views expressed accurately reflect his or her personal views about those securities or issuers; and (2) no part of his or her compensation was, is, or will be, directly or indirectly, related to the specific recommendations or views expressed by that research analyst in the research report.

Ratings Definitions

BUY: We have a positive outlook on the stock based on our expected absolute or relative return over the investment period. Our thesis is based on our analysis of the company's outlook, financial performance, catalysts, valuation and risk profile. We recommend investors add to their position.

HOLD-Outperform: In our view, the stock's fundamentals are relatively more attractive than peers at the current price. Our thesis is based on our analysis of the company's outlook, financial performance, catalysts, valuation and risk profile.

HOLD-Underperform: In our view, the stock's fundamentals are relatively less attractive than peers at the current price. Our thesis is based on our analysis of the company's outlook, financial performance, catalysts, valuation and risk profile.

SELL: We have a negative outlook on the stock based on our expected absolute or relative return over the investment period. Our thesis is based on our analysis of the company's outlook, financial performance, catalysts, valuation and risk profile. We recommend investors reduce their position.

Under Review: We actively follow the company, although our estimates, rating and target price are under review.

Restricted: The rating and target price have been suspended temporarily to comply with applicable regulations and/or Yuanta policies.

Note: Yuanta research coverage with a Target Price is based on an investment period of 12 months. Greater China Discovery Series coverage does not have a formal 12-month Target Price and the recommendation is based on an investment period specified by the analyst in the report.

Global Disclaimer

© 2020 Yuanta. All rights reserved. The information in this report has been compiled from sources we believe to be reliable, but we do not hold ourselves responsible for its completeness or accuracy. It is not an offer to sell or solicitation of an offer to buy any securities. All opinions and estimates included in this report constitute our judgment as of this date and are subject to change without notice.

This report provides general information only. Neither the information nor any opinion expressed herein constitutes an offer or invitation to make an offer to buy or sell securities or other investments. This material is prepared for general circulation to clients and is not intended to provide tailored investment advice and does not take into account the individual financial situation and objectives of any specific person who may receive this report. Investors should seek financial advice regarding the appropriateness of investing in any securities, investments or investment strategies discussed or recommended in this report. The information contained in this report has been compiled from sources believed to be reliable but no representation or warranty, express or implied, is made as to its accuracy, completeness or correctness. This report is not (and should not be construed as) a solicitation to act as securities broker or dealer in any jurisdiction by any person or company that is not legally permitted to carry on such business in that jurisdiction.

Yuanta research is distributed in the United States only to Major U.S. Institutional Investors (as defined in Rule 15a-6 under the Securities Exchange Act of 1934, as amended and SEC staff interpretations thereof). All transactions by a US person in the securities mentioned in this report must be effected through a registered broker-dealer under Section 15 of the Securities Exchange Act of 1934, as amended. Yuanta research is distributed in Taiwan by Yuanta Securities Investment Consulting. Yuanta research is distributed in Hong Kong by Yuanta Securities (Hong Kong) Co. Limited, which is licensed in Hong Kong by the Securities and Futures Commission for regulated activities, including Type 4 regulated activity (advising on securities). In Hong Kong, this research report may not be redistributed, retransmitted or disclosed, in whole or in part or any form or manner, without the express written consent of Yuanta Securities (Hong Kong) Co. Limited.