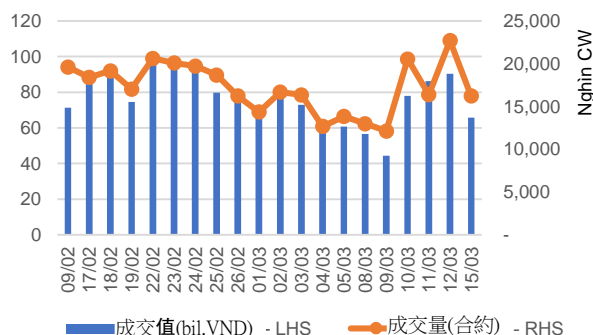


銀行股的權證重新上漲

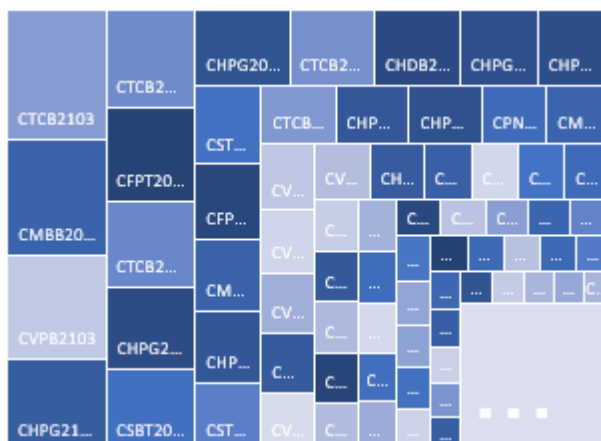
16/03/2021

由於最近上市的權證的交易價值下降，使權證市場的流動性暴跌。然而，銀行股的權證再次上漲，但波動幅度很小。我們繼續建議投資者持有具有積極短期趨勢的股票權證，例如 MBB，HPG，TCB，FPT 等。

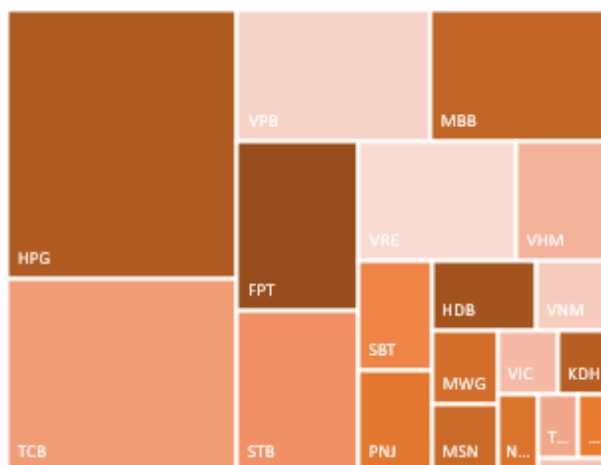
成交值和成交量



根據認股權證代碼分配成交值



根據標的股票代碼分配成交值



源自：YSVN



We Create Fortune

當日成交及相關指數

代碼	漲跌 (+/-%)	收盤	成交量 (合約)	成交值 (十億越盾)	現金 狀態	Premium	槓桿	剩餘 交易盤數	隱含 波動
CEIB2001	-6.3%	590	171,500	0.09	OTM	34.0%		33	238%
CFPT2010	2.1%	24,000	3,800	0.09	ITM	-0.7%	3.19	9	0%
CFPT2011	0.5%	5,760	56,900	0.33	ITM	0.4%	2.66	11	126%
CFPT2012	0.4%	5,240	396,700	2.09	ITM	0.9%	2.92	33	74%
CFPT2013	-1.7%	11,850	300	-	ITM	-1.0%	3.23	16	0%
CFPT2014	-1.4%	10,500	100	-	ITM	-0.7%	3.64	17	0%
CFPT2015	1.1%	5,400	98,500	0.53	ITM	0.7%	2.83	3	309%
CFPT2016	0.3%	5,780	210,000	1.22	ITM	3.1%	2.64	69	80%
CFPT2017	0.0%	5,500	22,900	0.13	ITM	0.4%	3.48	28	41%
CFPT2101	1.5%	2,740	147,000	0.41	ITM	18.9%	2.94	78	92%
CHDB2007	0.9%	3,250	476,100	1.56	ITM	0.1%	2.71	29	0%
CHDB2008	-0.5%	2,180	49,800	0.11	ITM	29.9%	1.93	33	231%
CHDB2101	-1.5%	1,920	11,800	0.02	OTM	48.2%	1.17	135	141%
CHPG2010	0.5%	5,990	302,600	1.82	ITM	0.4%	2.37	13	134%
CHPG2014	0.2%	30,400	43,900	1.35	ITM	22.4%	1.53	24	483%
CHPG2018	0.0%	4,280	341,200	1.45	ITM	1.3%	2.71	42	78%
CHPG2020	2.4%	21,100	51,300	1.07	ITM	1.3%	2.20	74	66%
CHPG2021	0.7%	10,790	160,000	1.74	ITM	0.2%	2.15	11	131%
CHPG2022	-0.8%	9,820	25,300	0.25	ITM	0.3%	2.37	33	0%
CHPG2024	0.0%	9,200	124,800	1.17	ITM	-1.3%	2.53	16	0%
CHPG2025	-4.1%	12,700	5,600	0.07	ITM	0.4%	3.66	17	69%
CHPG2026	0.0%	5,400	198,500	1.08	ITM	1.7%	4.21	38	57%
CHPG2101	-3.6%	3,520	62,500	0.22	OTM	31.1%	1.91	135	106%
CHPG2102	2.2%	9,500	58,200	0.55	ITM	8.6%	3.93	78	64%
CHPG2103	-0.4%	5,000	155,100	0.78	ITM	11.8%	3.55	79	75%
CHPG2104	0.0%	3,100	235,200	0.73	ITM	16.3%	3.23	78	83%
CHPG2105	0.6%	4,930	450,500	2.22	ITM	11.5%	3.54	103	63%
CKDH2001	2.7%	1,880	141,200	0.25	ITM	7.6%	4.06	42	96%
CKDH2002	-4.1%	2,130	129,700	0.28	ITM	14.4%	3.16	108	81%
CKDH2004	-1.8%	2,750	26,700	0.07	ITM	2.1%	5.68	17	77%
CKDH2101	-5.0%	1,720	120,400	0.20	OTM	33.8%	1.66	135	102%
CMBB2008	3.3%	12,400	52,600	0.64	ITM	-2.5%	2.68	9	0%
CMBB2009	5.2%	7,100	170,100	1.18	ITM	14.9%	2.04	11	450%
CMBB2010	3.3%	13,000	219,500	2.82	ITM	0.3%	2.22	63	0%
CMBB2101	-2.0%	3,990	232,200	0.94	ITM	17.6%	2.82	79	106%
CMSN2007	2.3%	3,550	42,400	0.14	ITM	3.1%	2.52	29	137%
CMSN2009	0.0%	3,200	26,700	0.09	ITM	5.0%	2.79	42	116%
CMSN2010	2.8%	16,500	1,900	0.03	ITM	-1.7%	2.71	9	0%
CMSN2011	2.7%	7,520	50,800	0.38	ITM	1.2%	2.35	11	191%
CMSN2012	2.5%	12,300	1,700	0.02	ITM	0.0%	3.64	17	0%
CMSN2101	-0.5%	1,880	153,400	0.29	OTM	55.5%	0.94	135	167%
CMSN2102	-5.0%	1,710	72,300	0.12	OTM	64.2%	0.65	135	163%
CMWG2013	2.8%	20,730	5,500	0.11	ITM	3.6%	3.08	74	65%
CMWG2015	3.3%	3,440	94,400	0.32	ITM	1.3%	3.79	38	57%
CMWG2016	1.9%	3,190	68,700	0.22	ITM	5.4%	3.76	61	68%
CMWG2017	1.9%	3,300	27,500	0.09	ITM	1.3%	4.85	28	54%
CMWG2101	1.7%	2,950	11,000	0.03	ITM	10.4%	3.53	79	73%
CMWG2102	1.5%	5,580	8,300	0.04	ITM	11.5%	3.51	98	65%
CMWG2103	9.1%	2,280	152,900	0.32	ITM	14.0%	3.67	78	70%
CNVL2003	-2.6%	2,210	279,300	0.62	ITM	5.1%	3.70	62	73%



We Create Fortune

CNVL2101	-2.1%	1,910	80,800	0.15	ITM	32.6%	2.05	135	126%
CPNJ2009	4.5%	3,500	275,100	0.95	ITM	2.3%	3.00	11	173%
CPNJ2101	-0.5%	1,810	119,700	0.22	ITM	14.3%	3.32	79	82%
CPNJ2102	-3.3%	2,900	29,800	0.09	ITM	12.4%	3.86	98	58%
CPNJ2103	1.1%	2,780	175,100	0.49	ITM	10.2%	4.25	65	65%
CREE2006	0.3%	3,470	133,900	0.46	ITM	1.8%	3.94	38	63%
CREE2101	-0.9%	3,290	8,400	0.03	ITM	11.4%	3.59	79	80%
CSBT2007	-1.2%	4,250	413,100	1.80	ITM	-0.3%	2.89	29	0%
CSBT2101	-2.2%	1,800	41,600	0.08	OTM	41.5%	1.42	135	138%
CSTB2006	-0.3%	3,150	32,300	0.10	ITM	1.5%	3.00	13	146%
CSTB2007	-1.5%	4,070	316,200	1.30	ITM	1.3%	2.32	29	116%
CSTB2010	-2.1%	3,760	89,000	0.35	ITM	3.3%	2.50	62	90%
CSTB2011	0.9%	4,540	138,700	0.63	ITM	0.7%	4.16	9	110%
CSTB2012	-1.1%	6,120	60,900	0.38	ITM	1.2%	3.09	11	141%
CSTB2014	-2.2%	7,450	41,800	0.31	ITM	2.9%	2.52	63	85%
CSTB2016	0.4%	2,680	52,300	0.14	ITM	3.2%	3.47	33	92%
CSTB2017	-4.7%	4,100	25,200	0.11	ITM	2.6%	4.42	28	75%
CSTB2101	-0.4%	2,490	22,500	0.06	OTM	42.7%	1.46	135	109%
CSTB2102	-1.5%	3,200	45,600	0.15	ITM	12.2%	3.90	57	77%
CSTB2103	3.8%	2,490	447,000	1.10	ITM	21.6%	2.48	103	96%
CTCB2009	0.9%	17,320	22,300	0.38	ITM	-1.9%	2.32	9	0%
CTCB2010	1.2%	9,420	200,700	1.89	ITM	0.6%	2.13	11	182%
CTCB2012	1.2%	19,000	114,100	2.16	ITM	2.2%	2.11	97	74%
CTCB2013	1.2%	17,520	90,800	1.58	ITM	1.0%	2.29	33	103%
CTCB2101	-0.1%	12,490	20,500	0.26	ITM	8.5%	2.85	144	62%
CTCB2102	0.8%	5,140	213,400	1.09	ITM	15.4%	2.99	79	95%
CTCB2103	7.1%	5,110	639,000	3.17	ITM	14.0%	3.03	103	79%
CTCH2001	-0.6%	1,600	246,500	0.39	ITM	25.9%	2.14	42	170%
CTCH2003	0.5%	2,090	47,000	0.10	OTM	39.1%	1.52	108	147%
CTCH2101	0.9%	2,340	41,700	0.10	OTM	49.9%	1.21	135	157%
CVHM2006	-4.0%	950	370,900	0.35	ITM	4.1%	4.97	29	79%
CVHM2008	-2.7%	2,170	104,300	0.22	ITM	10.8%	3.72	62	83%
CVHM2009	-0.7%	2,900	131,400	0.37	ITM	1.2%	3.44	11	127%
CVHM2010	5.0%	2,940	79,300	0.23	ITM	6.1%	3.37	33	120%
CVHM2101	-2.0%	1,960	30,400	0.06	OTM	38.5%	1.51	135	118%
CVHM2102	-2.6%	2,650	171,700	0.46	ITM	13.7%	3.11	79	93%
CVHM2103	-6.2%	1,970	102,000	0.20	ITM	12.9%	3.69	57	88%
CVHM2104	0.0%	2,030	396,600	0.80	ITM	18.5%	3.01	103	76%
CVIC2004	-9.8%	740	173,800	0.13	ITM	8.3%	5.39	29	84%
CVIC2005	-1.9%	1,520	58,600	0.09	OTM	15.2%	3.76	62	74%
CVIC2006	0.0%	1,960	259,300	0.50	ITM	0.6%	5.40	11	67%
CVIC2101	-3.9%	1,730	64,500	0.11	OTM	52.3%	0.86	135	135%
CVIC2102	-5.5%	1,880	30,900	0.06	ITM	12.1%	4.00	57	79%
CVJC2004	-2.5%	1,160	34,400	0.04	ITM	2.7%	5.65	29	62%
CVJC2006	0.0%	1,580	138,900	0.22	ITM	5.7%	4.07	62	68%
CVNM2011	-0.8%	1,280	114,000	0.15	OTM	54.1%	0.21	62	174%
CVNM2012	-42.5%	1,110	50,200	0.06	OTM	8.8%	5.36	9	66%
CVNM2013	-23.5%	520	149,900	0.09	OTM	6.8%	8.06	11	72%
CVNM2014	-13.0%	600	93,900	0.05	OTM	38.6%	0.00	17	120%
CVNM2101	1.1%	1,920	45,400	0.09	OTM	61.7%	0.57	135	158%
CVNM2102	-1.0%	1,910	124,900	0.24	OTM	25.2%	2.22	79	95%
CVNM2103	2.5%	2,020	269,800	0.54	OTM	21.5%	2.61	65	101%
CVPB2010	-10.0%	18,000	1,100	0.02	ITM	-6.3%	2.49	9	0%
CVPB2011	3.4%	10,500	48,700	0.51	ITM	0.4%	2.13	33	83%
CVPB2012	0.7%	10,830	20,400	0.22	ITM	-0.3%	2.07	11	0%
CVPB2013	-3.0%	16,200	6,800	0.11	ITM	-3.6%	2.77	17	0%



We Create Fortune

CVPB2015	2.8%	19,590	39,000	0.75	ITM	1.8%	2.27	97	60%
CVPB2016	3.4%	17,790	18,100	0.32	ITM	0.0%	2.52	33	0%
CVPB2017	-4.0%	1,440	136,200	0.20	ITM	1.3%	3.10	33	79%
CVPB2101	-0.8%	5,080	80,400	0.41	ITM	5.3%	3.73	79	56%
CVPB2102	0.6%	5,050	174,100	0.87	ITM	1.8%	4.05	57	43%
CVPB2103	3.6%	5,490	465,100	2.51	ITM	6.0%	3.42	103	53%
CVRE2007	-6.9%	540	444,000	0.25	ITM	4.6%	8.63	13	70%
CVRE2009	-1.5%	1,300	427,000	0.56	ITM	8.9%	4.10	51	77%
CVRE2011	0.0%	1,620	165,900	0.27	ITM	11.4%	3.79	62	77%
CVRE2012	0.5%	2,020	168,600	0.34	ITM	0.4%	4.26	11	75%
CVRE2013	-1.8%	8,400	96,700	0.82	ITM	4.2%	3.58	97	47%
CVRE2014	-0.4%	7,470	85,200	0.63	ITM	1.5%	4.42	33	56%
CVRE2015	2.2%	3,680	48,800	0.18	ITM	1.2%	4.54	28	56%
CVRE2101	-0.5%	2,170	78,500	0.16	OTM	25.5%	2.33	135	86%
CVRE2102	-0.4%	2,370	204,100	0.48	ITM	14.6%	2.88	79	98%
CVRE2103	-1.0%	1,890	398,300	0.75	ITM	14.8%	3.15	103	72%

源自：FiinPro, YSVN

Premium = (行使價格 + 認股權證價格 x 轉換率) - 標的證券的目前價格 (盈虧平衡價格與標的證券的目前價格之差)。

槓桿 (Effective gearing) 越高，按標的證券的波動率就越大。

為了限制風險，投資者應選擇具有現金狀態 (ITM)，Premium 或隱含波動率偏低的認股權證。此外，投資者也應優先對具有偏長 (兩週以上) 的剩餘交易盤數 (直至到期日) 的權證進行交易，以限制風險。

標的股票的技術建議綜合表

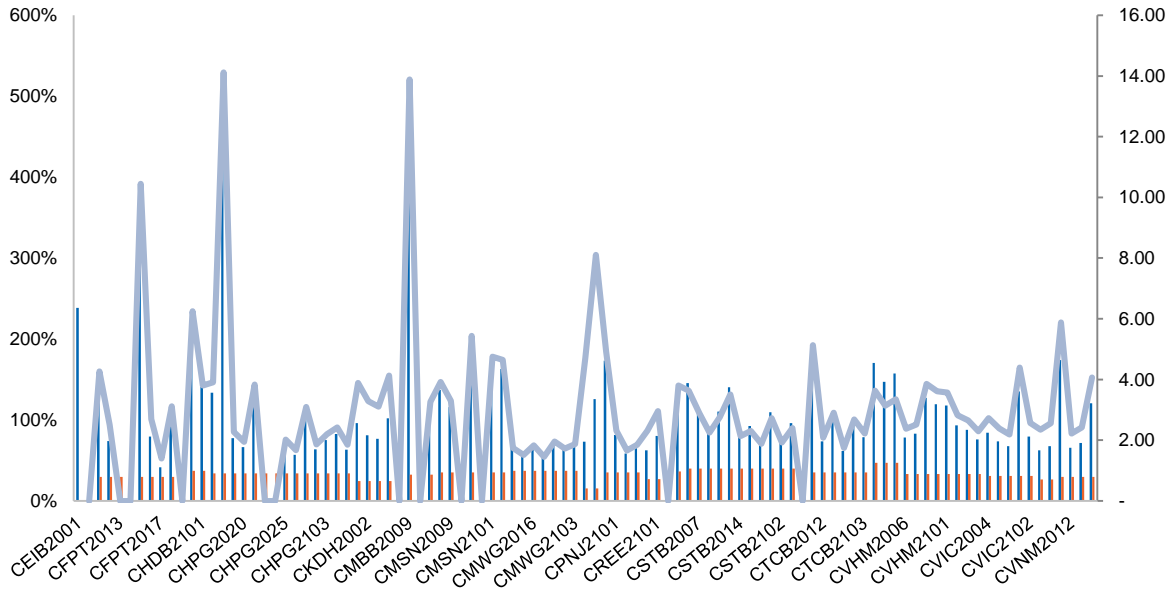
代碼	建議價格	目前價格	短期趨勢	中期趨勢	短期目標	與目前價格 相比的短期 上漲空間	短期停損	Reward/Risk
CTD	75.80	79.50	上漲	上漲	85.40	13%	72.91	3.33
DPM	17.40	18.80	上漲	上漲	18.93	9%	17.79	(3.87)
FPT	66.00	76.50	上漲	上漲	74.24	12%	73.40	(1.11)
HDB	25.40	26.65	上漲	上漲	27.79	9%	25.05	6.76
HPG	42.00	46.50	上漲	上漲	48.52	16%	44.19	(2.97)
MBB	25.80	28.90	上漲	上漲	29.22	13%	26.67	(3.94)
MSN	95.10	88.50	上漲	上漲	109.36	15%	86.58	1.67
MWG		132.70	下跌	上漲			136.26	-
NVL	75.90	81.90	上漲	上漲	84.11	11%	78.16	(3.63)
PNJ	86.50	84.10	上漲	上漲	97.92	13%	79.86	1.72
REE	53.50	54.90	上漲	上漲	62.94	18%	54.48	(9.63)
ROS	3.88	3.88	上漲	上漲	7.85	102%	3.44	8.94
STB	18.75	18.90	上漲	上漲	21.38	14%	17.93	3.21
TCB	36.30	40.10	上漲	上漲	39.60	9%	37.70	(2.36)
VHM		99.80	下跌	上漲			103.82	-
VIC	105.90	106.00	上漲	上漲	120.59	14%	101.57	3.39
VJC	131.00	135.00	上漲	上漲	143.26	9%	130.22	15.81
VNM		102.20	下跌	上漲			105.24	-
VPB	35.45	44.80	上漲	上漲	40.41	14%	41.03	(0.89)
VRE	34.85	34.45	上漲	上漲	38.84	11%	32.19	1.50

源自：YSVN



We Create Fortune

認股權證的隱含波動 VS 標的股票過去期間的波動



源自：YSVN

(*) 橙色列是標的股票過去期間的波動；藍色列是認股權證的隱含波動。

(*) 投資者可使用“隱含波動”來比較同一標的股票的認股權證。隱含波動率越大，對標的股票的價格變動率期望就越高（換句話說，隱含波動率越大，認股權證就越昂貴）。

認股權證訊息

認股權證代碼	發行商	期限	轉換率	發行價格	發行量	行使價格	最後交易日
CEIB2001	KISVN	4 月	10.00000 : 1	1,000	1,000,000	18,818	29/04/2021
CFPT2010	VND	6 月	1.00000 : 1	7,900	1,000,000	52,000	26/03/2021
CFPT2011	HCM	6 月	5.00000 : 1	1,700	5,000,000	48,000	30/03/2021
CFPT2012	HCM	7 月	5.00000 : 1	1,500	5,000,000	51,000	29/04/2021
CFPT2013	BSC	6 月	2.00000 : 1	3,800	1,500,000	52,000	06/04/2021
CFPT2014	VCI	6 月	2.00000 : 1	2,000	1,000,000	55,000	07/04/2021
CFPT2015	SSI	5 月	5.00000 : 1	2,070	5,000,000	50,000	18/03/2021
CFPT2016	SSI	8 月	5.00000 : 1	2,580	5,000,000	50,000	18/06/2021
CFPT2017	MBS	4.5 月	4.00000 : 1	2,340	2,400,000	54,800	22/04/2021
CFPT2101	MBS	5 月	6.00000 : 1	1,500	2,000,000	74,500	01/07/2021
CHDB2007	KISVN	9 月	3.03026 : 1	1,300	2,000,000	16,831	23/04/2021
CHDB2008	KISVN	6 月	4.00000 : 1	1,000	3,000,000	25,888	29/04/2021
CHDB2101	KISVN	9 月	5.00000 : 1	1,000	2,000,000	29,888	20/09/2021
CHPG2010	KISVN	10 月	3.27240 : 1	1,800	2,000,000	27,079	01/04/2021
CHPG2014	SSI	9 月	1.00000 : 1	7,200	3,000,000	26,500	16/04/2021
CHPG2018	KISVN	9 月	4.00000 : 1	1,200	3,000,000	29,999	12/05/2021
CHPG2020	VND	9 月	1.00000 : 1	5,700	1,000,000	26,000	27/06/2021
CHPG2021	HCM	6 月	2.00000 : 1	2,400	5,000,000	25,000	30/03/2021
CHPG2022	HCM	7 月	2.00000 : 1	2,100	5,000,000	27,000	29/04/2021
CHPG2024	BSC	6 月	2.00000 : 1	2,200	2,000,000	27,500	06/04/2021
CHPG2025	VCI	6 月	1.00000 : 1	2,000	1,000,000	34,000	07/04/2021
CHPG2026	MBS	5 月	2.00000 : 1	3,350	3,000,000	36,500	06/05/2021



We Create Fortune

CHPG2101	KISVN	9 月	4.00000 : 1	1,050	2,000,000	46,888	20/09/2021
CHPG2102	ACBS	6 月	1.00000 : 1	6,600	2,000,000	41,000	01/07/2021
CHPG2103	VND	6 月	2.00000 : 1	3,900	4,000,000	42,000	02/07/2021
CHPG2104	MBS	5 月	3.00000 : 1	1,500	2,000,000	44,800	01/07/2021
CHPG2105	HCM	6 月	2.00000 : 1	3,000	5,000,000	42,000	05/08/2021
CKDH2001	KISVN	7 月	4.00000 : 1	1,400	3,000,000	26,222	12/05/2021
CKDH2002	KISVN	10 月	4.00000 : 1	1,600	3,000,000	27,333	12/08/2021
CKDH2004	MBS	4 月	2.00000 : 1	2,180	2,000,000	26,500	07/04/2021
CKDH2101	KISVN	9 月	5.00000 : 1	1,000	2,000,000	33,333	20/09/2021
CMBB2008	VND	6 月	0.86950 : 1	3,400	3,000,000	17,390	26/03/2021
CMBB2009	HCM	6 月	2.00000 : 1	1,700	5,000,000	19,000	30/03/2021
CMBB2010	SSI	8 月	1.00000 : 1	4,600	3,000,000	16,000	10/06/2021
CMBB2101	VND	6 月	2.00000 : 1	1,600	4,000,000	26,000	02/07/2021
CMSN2007	KISVN	9 月	9.88200 : 1	1,400	3,000,000	56,197	23/04/2021
CMSN2009	KISVN	9 月	9.88200 : 1	1,200	3,000,000	61,267	12/05/2021
CMSN2010	VND	6 月	1.97640 : 1	4,800	1,500,000	54,351	26/03/2021
CMSN2011	HCM	6 月	5.00000 : 1	2,000	5,000,000	52,000	30/03/2021
CMSN2012	VCI	6 月	1.97640 : 1	2,000	1,000,000	64,233	07/04/2021
CMSN2101	KISVN	9 月	20.00000 : 1	1,000	2,000,000	99,999	20/09/2021
CMSN2102	KISVN	9 月	20.00000 : 1	1,000	2,000,000	111,111	20/09/2021
CMWG2013	VND	9 月	2.00000 : 1	12,000	1,000,000	96,000	27/06/2021
CMWG2015	HCM	6 月	10.00000 : 1	1,900	5,000,000	100,000	06/05/2021
CMWG2016	HCM	7 月	10.00000 : 1	1,700	5,000,000	108,000	08/06/2021
CMWG2017	MBS	4.5 月	8.00000 : 1	2,410	2,400,000	108,000	22/04/2021
CMWG2101	VND	6 月	10.00000 : 1	2,400	5,000,000	117,000	02/07/2021
CMWG2102	VCI	6 月	5.00000 : 1	3,000	1,500,000	120,000	29/07/2021
CMWG2103	MBS	5 月	10.00000 : 1	1,900	2,000,000	128,500	01/07/2021
CNVL2003	KISVN	9 月	10.00000 : 1	1,000	5,000,000	63,979	09/06/2021
CNVL2101	KISVN	9 月	16.00000 : 1	1,000	2,000,000	77,999	20/09/2021
CPNJ2009	HCM	6 月	8.00000 : 1	1,400	5,000,000	58,000	30/03/2021
CPNJ2101	VND	6 月	10.00000 : 1	1,700	5,000,000	78,000	02/07/2021
CPNJ2102	VCI	6 月	5.00000 : 1	2,000	1,500,000	80,000	29/07/2021
CPNJ2103	MBS	4.5 月	5.00000 : 1	2,900	2,500,000	78,800	14/06/2021
CREE2006	HCM	6 月	4.00000 : 1	1,500	5,000,000	42,000	06/05/2021
CREE2101	VND	6 月	4.00000 : 1	2,300	4,000,000	48,000	02/07/2021
CSBT2007	KISVN	9 月	1.93720 : 1	1,700	2,000,000	15,497	23/04/2021
CSBT2101	KISVN	9 月	5.00000 : 1	1,100	2,000,000	24,666	20/09/2021
CSTB2006	KISVN	10 月	2.00000 : 1	1,580	2,000,000	12,888	01/04/2021
CSTB2007	KISVN	10 月	2.00000 : 1	1,500	3,000,000	10,999	23/04/2021
CSTB2010	KISVN	9 月	2.00000 : 1	1,100	3,500,000	11,999	09/06/2021
CSTB2011	VND	6 月	1.00000 : 1	2,700	5,000,000	14,500	26/03/2021
CSTB2012	HCM	6 月	1.00000 : 1	2,500	5,000,000	13,000	30/03/2021
CSTB2014	SSI	8 月	1.00000 : 1	3,800	5,000,000	12,000	10/06/2021
CSTB2016	KISVN	6 月	2.00000 : 1	1,200	3,000,000	14,141	29/04/2021
CSTB2017	MBS	4.5 月	1.00000 : 1	2,680	2,000,000	15,300	22/04/2021
CSTB2101	KISVN	9 月	2.00000 : 1	1,000	2,000,000	21,999	20/09/2021
CSTB2102	MBS	4 月	1.00000 : 1	2,000	2,000,000	18,000	02/06/2021
CSTB2103	HCM	6 月	2.00000 : 1	1,400	5,000,000	18,000	05/08/2021
CTCB2009	VND	6 月	1.00000 : 1	4,400	3,000,000	22,000	26/03/2021
CTCB2010	HCM	6 月	2.00000 : 1	2,000	5,000,000	21,500	30/03/2021



We Create Fortune

CTCB2012	SSI	8 月	1.00000 : 1	5,400	5,000,000	22,000	28/07/2021
CTCB2013	SSI	5 月	1.00000 : 1	4,700	7,000,000	23,000	29/04/2021
CTCB2101	ACBS	9 月	1.00000 : 1	5,000	1,000,000	31,000	01/10/2021
CTCB2102	VND	6 月	2.00000 : 1	2,300	5,000,000	36,000	02/07/2021
CTCB2103	HCM	6 月	2.00000 : 1	2,900	5,000,000	35,500	05/08/2021
CTCH2001	KISVN	7 月	3.90200 : 1	1,400	4,000,000	22,327	12/05/2021
CTCH2003	KISVN	10 月	3.90200 : 1	1,600	3,000,000	23,411	12/08/2021
CTCH2101	KISVN	9 月	4.00000 : 1	1,000	2,000,000	24,666	20/09/2021
CVHM2006	KISVN	9 月	20.00000 : 1	1,000	3,000,000	84,888	23/04/2021
CVHM2008	KISVN	9 月	10.00000 : 1	1,400	3,500,000	88,888	09/06/2021
CVHM2009	HCM	6 月	10.00000 : 1	1,400	5,000,000	72,000	30/03/2021
CVHM2010	HCM	7 月	10.00000 : 1	1,300	5,000,000	76,500	29/04/2021
CVHM2101	KISVN	9 月	16.00000 : 1	1,100	2,000,000	106,888	20/09/2021
CVHM2102	VND	6 月	10.00000 : 1	1,900	5,000,000	87,000	02/07/2021
CVHM2103	MBS	4 月	10.00000 : 1	1,650	2,500,000	93,000	02/06/2021
CVHM2104	HCM	6 月	10.00000 : 1	1,600	5,000,000	98,000	05/08/2021
CVIC2004	KISVN	9 月	20.00000 : 1	1,000	3,000,000	99,999	23/04/2021
CVIC2005	KISVN	9 月	10.00000 : 1	1,500	3,000,000	106,868	09/06/2021
CVIC2006	HCM	6 月	10.00000 : 1	1,700	5,000,000	87,000	30/03/2021
CVIC2101	KISVN	9 月	20.00000 : 1	1,000	2,000,000	126,888	20/09/2021
CVIC2102	MBS	4 月	10.00000 : 1	1,800	1,500,000	100,000	02/06/2021
CVJC2004	KISVN	9 月	20.00000 : 1	1,200	2,000,000	115,511	23/04/2021
CVJC2006	KISVN	9 月	20.00000 : 1	1,000	5,000,000	111,111	09/06/2021
CVNM2011	KISVN	9 月	19.81800 : 1	1,100	5,000,000	132,120	09/06/2021
CVNM2012	VND	6 月	1.98180 : 1	7,700	1,000,000	108,999	26/03/2021
CVNM2013	HCM	6 月	10.00000 : 1	1,900	5,000,000	104,000	30/03/2021
CVNM2014	VCI	6 月	4.95450 : 1	2,000	1,000,000	138,726	07/04/2021
CVNM2101	KISVN	9 月	20.00000 : 1	1,100	2,000,000	126,888	20/09/2021
CVNM2102	VND	6 月	9.90850 : 1	1,700	4,000,000	108,997	02/07/2021
CVNM2103	MBS	4.5 月	10.00000 : 1	1,700	3,000,000	104,000	14/06/2021
CVPB2010	VND	6 月	1.00000 : 1	4,700	2,000,000	24,000	26/03/2021
CVPB2011	HCM	7 月	2.00000 : 1	1,900	5,000,000	24,000	29/04/2021
CVPB2012	HCM	6 月	2.00000 : 1	2,000	5,000,000	23,000	30/03/2021
CVPB2013	VCI	6 月	1.00000 : 1	2,000	1,000,000	27,000	07/04/2021
CVPB2015	SSI	8 月	1.00000 : 1	5,600	5,000,000	26,000	28/07/2021
CVPB2016	SSI	5 月	1.00000 : 1	4,800	7,000,000	27,000	29/04/2021
CVPB2017	KISVN	4 月	10.00000 : 1	1,000	1,000,000	30,999	29/04/2021
CVPB2101	VND	6 月	2.00000 : 1	2,900	3,000,000	37,000	02/07/2021
CVPB2102	MBS	4 月	2.00000 : 1	2,800	2,000,000	35,500	02/06/2021
CVPB2103	HCM	6 月	2.00000 : 1	2,700	5,000,000	36,500	05/08/2021
CVRE2007	KISVN	10 月	5.00000 : 1	1,520	2,000,000	33,333	01/04/2021
CVRE2009	KISVN	10 月	5.00000 : 1	1,400	3,000,000	30,999	25/05/2021
CVRE2011	KISVN	9 月	4.00000 : 1	1,500	2,500,000	31,888	09/06/2021
CVRE2012	HCM	6 月	4.00000 : 1	1,300	5,000,000	26,500	30/03/2021
CVRE2013	SSI	8 月	1.00000 : 1	5,000	5,000,000	27,500	28/07/2021
CVRE2014	SSI	5 月	1.00000 : 1	4,600	7,000,000	27,500	29/04/2021
CVRE2015	MBS	4.5 月	2.00000 : 1	2,270	2,000,000	27,500	22/04/2021
CVRE2101	KISVN	9 月	4.00000 : 1	1,200	2,000,000	34,567	20/09/2021
CVRE2102	VND	6 月	4.00000 : 1	1,800	5,000,000	30,000	02/07/2021
CVRE2103	HCM	6 月	4.00000 : 1	1,300	5,000,000	32,000	05/08/2021





We Create **Fortune**

元大證券（越南）公司

個人客戶分析部

Nguyễn Thế Minh
研究分析經理
+84 28 3622 6868 ext 3826
minh.nguyen@yuanta.com.vn

Lý Thị Hiên
研究分析主管
+84 28 3622 6868 ext 3908
hien.ly@yuanta.com.vn

Quách Đức Khánh
高級分析專員
+84 28 3622 6868 ext 3833
khanh.quach@yuanta.com.vn

Khổng Hữu Hiệp
高級分析專員
+84 28 3622 6868 ext 3912
hiiep.khong@yuanta.com.vn

Nguyễn Trịnh Ngọc Hồng
高級分析專員
+84 28 3622 6868 ext 3832
hong.nguyen@yuanta.com.vn

Phạm Tấn Phát
高級分析專員
+84 28 3622 6868 ext 3880
phat.pham@yuanta.com.vn

個人客戶業務部

Nguyễn Thanh Tùng
總公司業務經理
+84 28 3622 6868 ext 3609
tung.nguyen@yuanta.com.vn

Phạm Đắc Thành
北部區域經理
+84 28 3622 6868 ext 3416
thanh.pham@yuanta.com.vn

Nguyễn Mạnh Hoạt
南部區域經理(胡志明市區域)
+84 28 3622 6868 ext 3847
hoat.nguyen@yuanta.com.vn

Lương Kỳ Ty
堤岸分行經理
+84 28 3622 6868 ext 3653
ty.luong@yuanta.com.vn

Bùi Quốc Phong
同奈分行經理
+84 28 3622 6868 ext 3701
phong.bui@yuanta.com.vn

Võ Thị Thu Thủy
平陽分行經理
+84 28 3622 6868 ext 3505
thuy.vo@yuanta.com.vn

Nguyễn Việt Quang
河內分行經理
+84 28 3622 6868 ext 3404
quang.nguyen@yuanta.com.vn

Võ Đình Tuấn
峴港分行經理
+84 28 3622 6868 ext 3301
tuan.vo@yuanta.com.vn

Đinh Thị Thu Cúc
頭頓分行經理
+84 28 3622 6868 ext 3203
cuc.dinh@yuanta.com.vn



Appendix A: Important Disclosures

Analyst Certification

Each research analyst primarily responsible for the content of this research report, in whole or in part, certifies that with respect to each security or issuer that the analyst covered in this report: (1) all of the views expressed accurately reflect his or her personal views about those securities or issuers; and (2) no part of his or her compensation was, is, or will be, directly or indirectly, related to the specific recommendations or views expressed by that research analyst in the research report.

Ratings Definitions

BUY: We have a positive outlook on the stock based on our expected absolute or relative return over the investment period. Our thesis is based on our analysis of the company's outlook, financial performance, catalysts, valuation and risk profile. We recommend investors add to their position.

HOLD-Outperform: In our view, the stock's fundamentals are relatively more attractive than peers at the current price. Our thesis is based on our analysis of the company's outlook, financial performance, catalysts, valuation and risk profile.

HOLD-Underperform: In our view, the stock's fundamentals are relatively less attractive than peers at the current price. Our thesis is based on our analysis of the company's outlook, financial performance, catalysts, valuation and risk profile.

SELL: We have a negative outlook on the stock based on our expected absolute or relative return over the investment period. Our thesis is based on our analysis of the company's outlook, financial performance, catalysts, valuation and risk profile. We recommend investors reduce their position.

Under Review: We actively follow the company, although our estimates, rating and target price are under review.

Restricted: The rating and target price have been suspended temporarily to comply with applicable regulations and/or Yuanta policies.

Note: Yuanta research coverage with a Target Price is based on an investment period of 12 months. Greater China Discovery Series coverage does not have a formal 12-month Target Price and the recommendation is based on an investment period specified by the analyst in the report.

Global Disclaimer

© 2020 Yuanta. All rights reserved. The information in this report has been compiled from sources we believe to be reliable, but we do not hold ourselves responsible for its completeness or accuracy. It is not an offer to sell or solicitation of an offer to buy any securities. All opinions and estimates included in this report constitute our judgment as of this date and are subject to change without notice.

This report provides general information only. Neither the information nor any opinion expressed herein constitutes an offer or invitation to make an offer to buy or sell securities or other investments. This material is prepared for general circulation to clients and is not intended to provide tailored investment advice and does not take into account the individual financial situation and objectives of any specific person who may receive this report. Investors should seek financial advice regarding the appropriateness of investing in any securities, investments or investment strategies discussed or recommended in this report. The information contained in this report has been compiled from sources believed to be reliable but no representation or warranty, express or implied, is made as to its accuracy, completeness or correctness. This report is not (and should not be construed as) a solicitation to act as securities broker or dealer in any jurisdiction by any person or company that is not legally permitted to carry on such business in that jurisdiction.

Yuanta research is distributed in the United States only to Major U.S. Institutional Investors (as defined in Rule 15a-6 under the Securities Exchange Act of 1934, as amended and SEC staff interpretations thereof). All transactions by a US person in the securities mentioned in this report must be effected through a registered broker-dealer under Section 15 of the Securities Exchange Act of 1934, as amended. Yuanta research is distributed in Taiwan by Yuanta Securities Investment Consulting. Yuanta research is distributed in Hong Kong by Yuanta Securities (Hong Kong) Co. Limited, which is licensed in Hong Kong by the Securities and Futures Commission for regulated activities, including Type 4 regulated activity (advising on securities). In Hong Kong, this research report may not be redistributed, retransmitted or disclosed, in whole or in part or any form or manner, without the express written consent of Yuanta Securities (Hong Kong) Co. Limited.