

當日市場：VN-Index 可能會繼續在 1170 點附近震盪

2021/02/23

市場走勢

市場指數	VNI	HNI	UPCOM
收盤	1,168.47	249.22	76.64
%日	0.26%	1.23%	0.21%
%週	-0.43%	7.80%	0.67%
%月	2.85%	9.39%	0.29%
%年	30.41%	133.77%	38.49%

成交值(十億盾)

當日	14,583	2,129	1,098
日均量/週	14,557	2,105	890
日均量/月	14,680	1,958	812

外資進出

買進	1,143.29	40.69	22.98
賣出	1,616.32	15.38	27.25
買賣超	-473.03	25.31	-4.26

市場漲跌家數

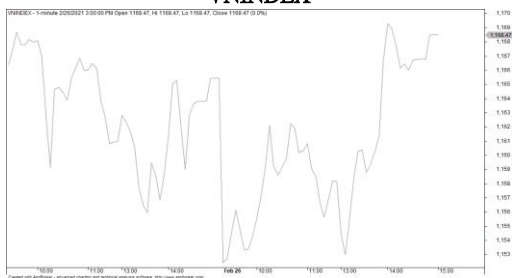
上漲	165	100	158
下跌	158	94	161
持平	91	168	584

市場指標

P/E	17.89	16.43	27.70
總市值 (兆盾)	4,375	285	1,036
股息殖利率	2.69%	3.45%	3.74%

資料源: Bloomberg - YSVN

VNINDEX



HNIINDEX



市場走勢

盤中市場繼續劇烈震盪，但低價需求占主導，幫助指數反彈成功。VN-Index 收於 1168.47 點，上漲 0.26%。HNX-Index 上漲 1.23%，收於 249.22 點；Upcom-Index 略漲 0.21%。三大市場的交易價值達到 16 兆 3,170 億越南盾，比上一交易日增長 9%。

建築材料的股票在最近的幾盤中成為了傑出的股票，例如 HPG (+3.3%)，NKG (+7%)，HSG (+2.7%)。銀行，房地產，油氣的股票出現分化，但仍看到 ACB (+2%)，BID (+1.5%)，PDR (+1.3%) 上漲，而 VRE (-1.6%)，VHM (-1.2%)，HDB (-1.4%) 卻是下跌的股票。

在 HNX 上，TNG (+9.7%)，S99 (+9.8%)，VGS (+9.6%)，NRC (+7%) 是漲幅最大的股票。

外資仍然在市場上賣超的趨勢，價值為超過 4380 億越南盾。VNM (2330 億) 是外資最近拋售最多的股票，其次是 PLX (470 億)，KDH (360 億)。相反，他們買超 VJC (380 億)，VHM (310 億) 和 GAS (260 億)。

市場短期觀點

我們認為 VN-Index 在本週的第一個交易日中可能會繼續在 1,170 點附近徘徊。同時，積極的是，市場有很快會結束積累期的跡象，尤其是金屬和石油股，它們已顯示出進入積極的劇烈波動階段的跡象。然而，最近幾日的謹慎情緒仍然存在，主要是由於人們擔心通貨膨脹率可能很快再次上升，因此受到全球股市走勢的影響。

總觀市場的短期趨勢仍然為上漲。因此，我們建議短期投資者繼續持有投資組合中較高比例的股票，並可以利用修正階段來增加股票比重。

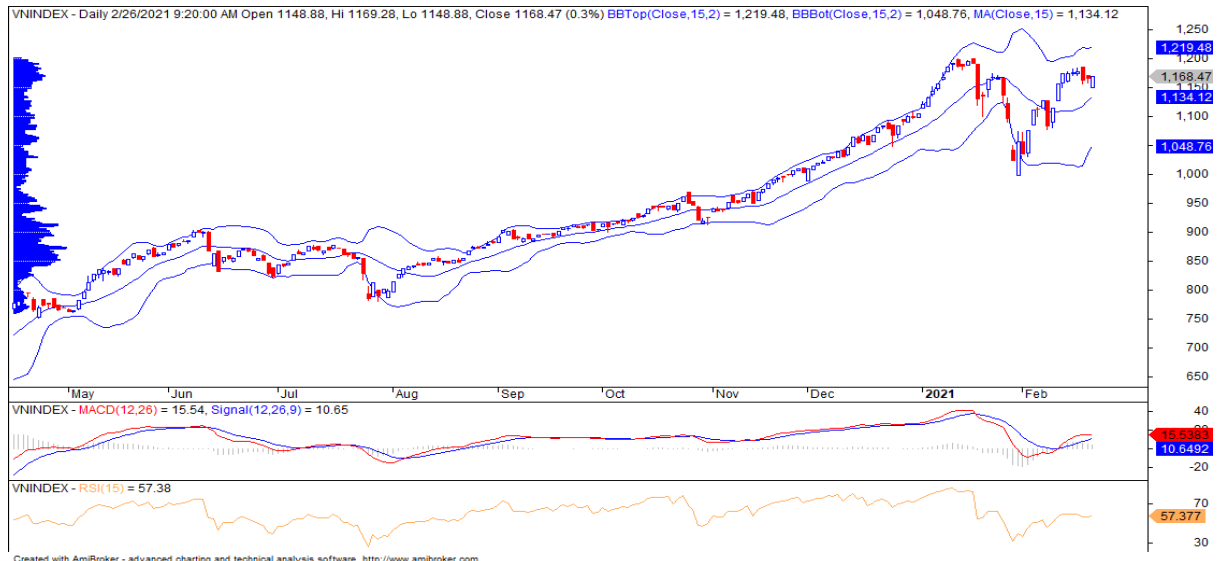
根據周線圖，市場在接近短期阻力時顯示出平衡的跡象，積極的信號是 HNX-Index 已超過短期峰值。總體市場的短期趨勢仍然是中性，並且這種修正可能會在下一個交易周中繼續出現。因此，我們建議中期投資者繼續持有高比例的股票並觀察市場的走勢。

請在 <https://ysradar.yuanta.com.vn/> 查看有關股票的信號。

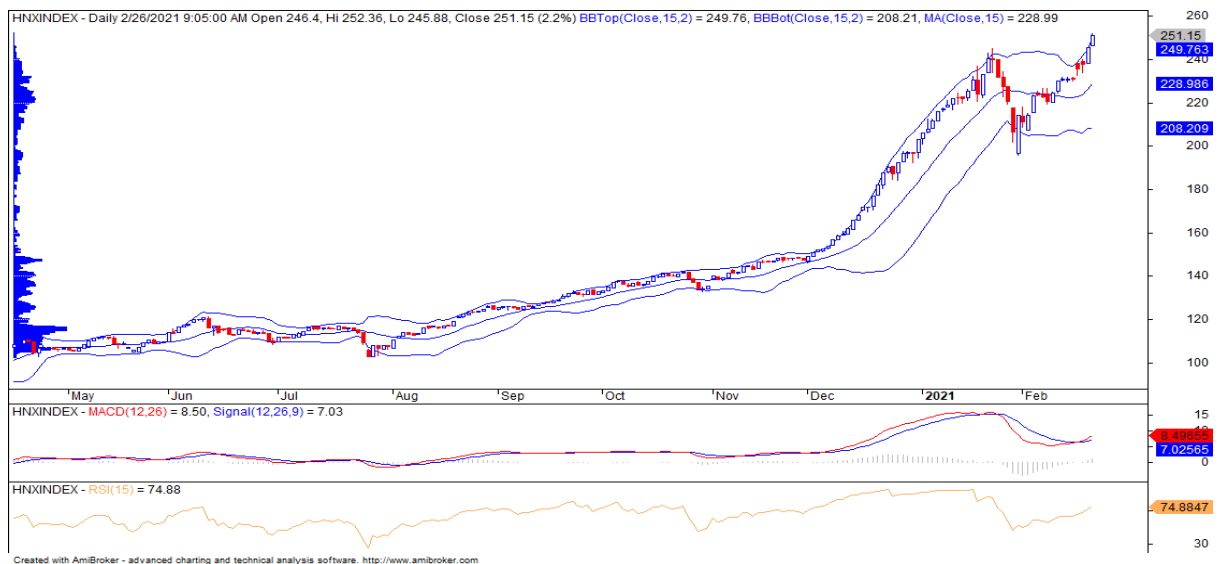


We Create **Fortune**

## 技術分析圖



VN-Index 指數技術分析圖



HNX-Index 指數技術分析圖

指數	短期趨勢	中期趨勢	阻力區 1	阻力區 2	支撐區 1	支撐區 2
VN-Index	上漲	中立	1160	1200	1050	970
HNX-Index	上漲	中立	231	248	196	180
VN30	上漲	中立	1183	1192	1042	960
VNMidcaps	上漲	中立	992	1,030	969	963
VNSmallcaps	上漲	中立	835	845	822	804

We Create Fortune

胡志明市交易所 (HSX)

	收盤	漲跌%
VNI	1168.47	0.26%
VN30	1173.6	0.32%
VN Mid	1384.59	0.57%
VN Small	1157.58	1.07%

河內交易所 (HSX)

	收盤	漲跌%
HNI	249.22	1.23%
HN30	365.43	0.45%
VNX AllSh	1124.14	0.34%

UPCOM 市場 (UPCoM)

	收盤	漲跌%
UPCoM	76.64	0.21%

外資交易	成交值 (Bil.VND)
買進	1143.29
賣出	1616.32
買超/賣超	-473.03

外資交易	成交值 (Bil.VND)
買進	40.69
賣出	15.38
買超/賣超	25.31

外資交易	成交值 (Bil.VND)
買進	22.98
賣出	27.25
買超/賣超	-4.26

上漲排名/ 股碼	漲跌 (VND)	漲跌%
RAL	13100	7.00%
POM	950	6.99%
IJC	2050	6.98%
NKG	1150	6.97%
RIC	2300	6.97%

上漲排名/ 股碼	漲跌(VND)	漲跌%
S99	2900	9.76%
TNG	2100	9.68%
VGS	1600	9.58%
EVS	1000	8.77%
PGS	1400	7.73%

上漲排名/ 股碼	漲跌(VND)	漲跌%
CC1	1810	11.04%
SWC	1442	6.50%
APF	2649	4.92%
POS	767	4.36%
PVX	107	4.12%

下跌排名/ 股碼	漲跌 (VND)	漲跌%
NHH	-4000	-5.48%
EVG	-450	-5.00%
TDH	-340	-4.27%
CTI	-400	-2.60%
ROS	-90	-2.58%

下跌排名/ 股碼	漲跌(VND)	漲跌%
MBS	-400	-1.77%
VHL	-400	-1.57%
DTD	-400	-1.41%
BVS	-300	-1.38%
IDJ	-200	-1.26%

下跌排名/ 股碼	漲跌(VND)	漲跌%
HVG	-205	-6.03%
PVM	-644	-3.05%
QTP	-360	-2.57%
MSR	-378	-1.74%
MPC	-588	-1.65%

\*備註：市值>5,000 億盾；成交值>15 億盾

市值排名/ 股碼	Bil.VND
VIC	368,685
VCB	364,212
VHM	334,215
VNM	219,027
BID	175,360

市值排名/ 股碼	Bil.VND
THD	70,350
SHB	27,910
VCS	13,792
IDC	11,640
PVS	10,754

市值排名/ 股碼	Bil.VND
ACV	161,273
MCH	67,080
VEA	59,412
BSR	38,056
MSR	23,436

交易量排 名/股碼	成交值	30 日均
HPG	43,141,200	27,760,128
MBB	24,154,622	19,870,256
HSG	17,457,000	10,733,461
STB	17,441,100	24,215,628
TCB	15,797,770	17,966,144

交易量排 名/股碼	成交值	30 日均
SHB	28,661,982	23,675,073
PVS	11,956,672	12,513,626
NVB	9,154,052	5,774,960
SHS	6,939,065	6,682,182
TNG	6,573,485	2,999,906

交易量排 名/股碼	成交值	30 日均
CC1	12,163,200	11,111
PGB	12,095,628	70,320
BSR	10,974,313	11,883,447
PVX	10,039,306	2,616,333
QTP	3,462,900	804,653

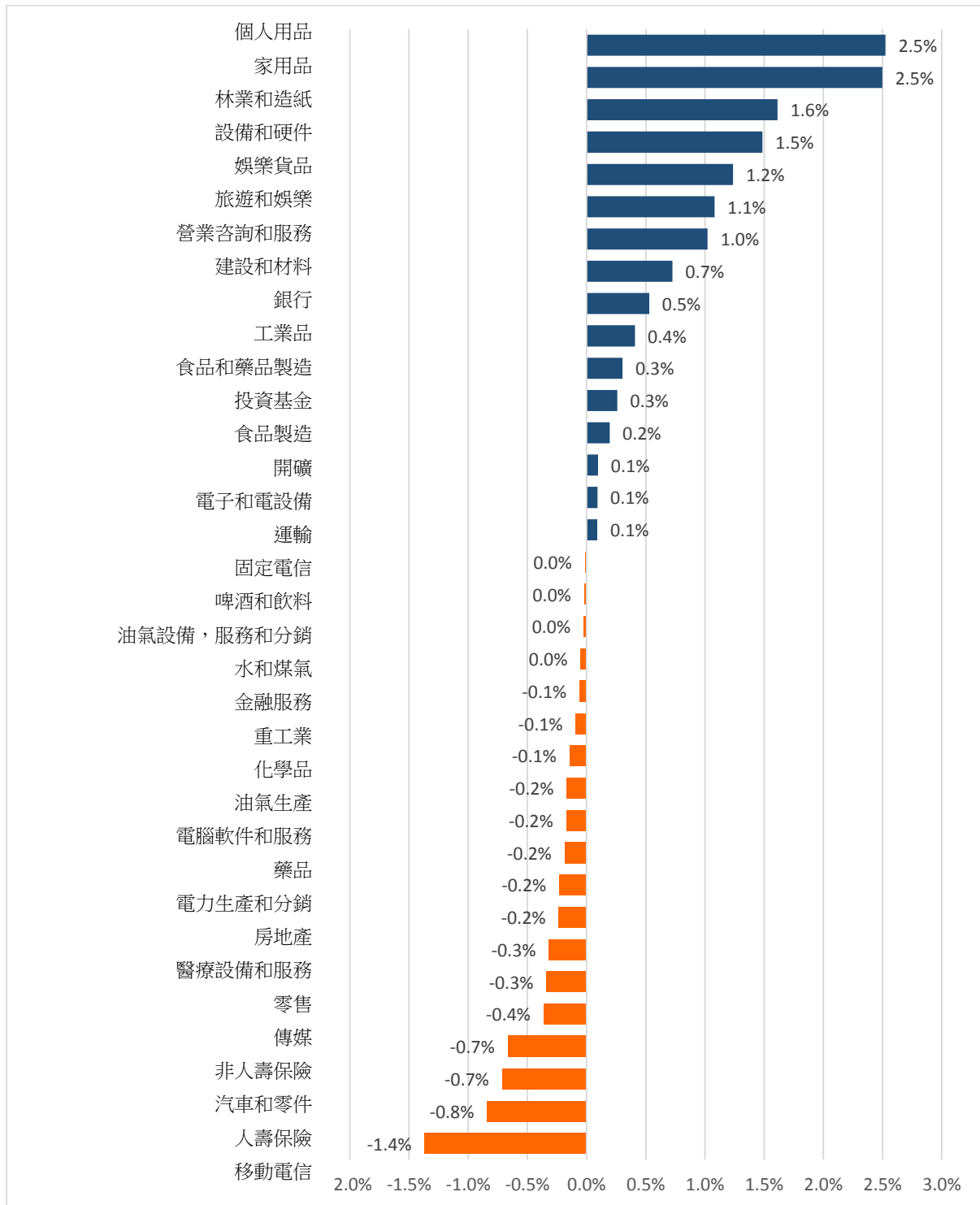
資料源: Bloomberg & Yuanta Research

資料源: Bloomberg & Yuanta  
Research

資料源: Bloomberg & Yuanta Research

We Create Fortune

## 各行業板塊的交易走勢



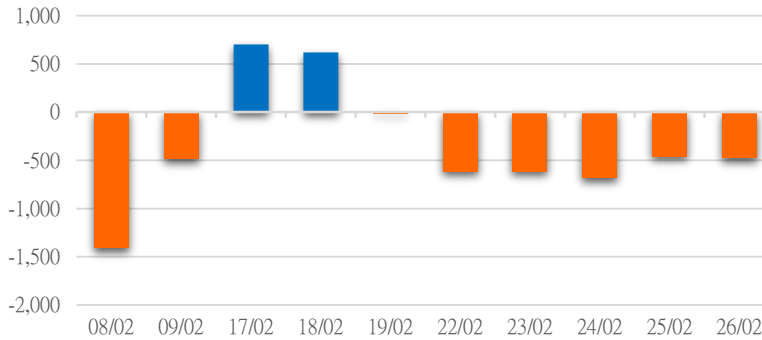
資料源: FiinPro - YSVN



We Create Fortune

## 外資買進賣統計

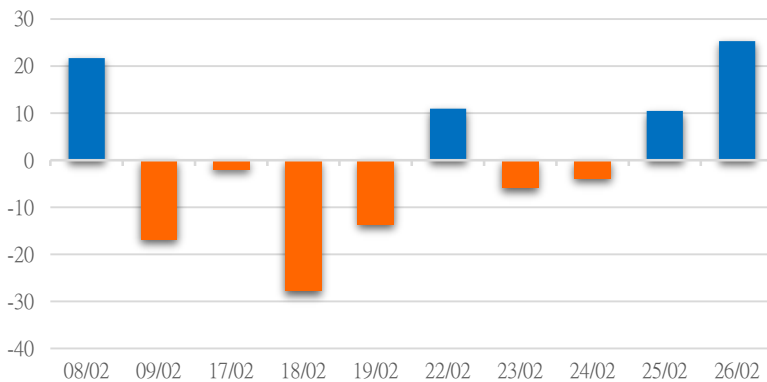
HSX 外資每日買/賣超



證券代碼	買超金額 (百萬盾)	證券代碼	賣超金額 (百萬盾)
VJC	22,911	VNM	136,956
HPG	22,141	VRE	75,262
GAS	17,316	DXG	46,184
MBB	12,376	MSN	42,259
PNJ	8,333	HDB	37,697

HSX 外資買/賣超的前 5 名

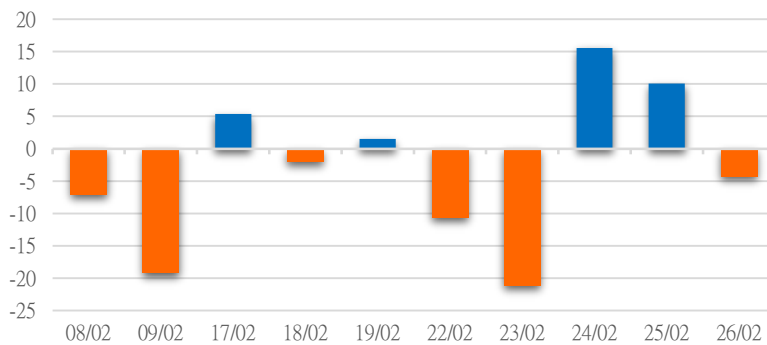
HNX 外資每日買/賣超



證券代碼	買超金額 (百萬盾)	證券代碼	賣超金額 (百萬盾)
PVS	25,304	TNG	4,767
NVB	8,866	CSC	1,396
THD	1,089	BVS	1,205
SHB	553	IDJ	917
BNA	458	TIG	737

HNX 外資買/賣超的前 5 名

UPCOM 外資每日買/賣超



證券代碼	買超金額 (百萬盾)	證券代碼	賣超金額 (百萬盾)
QNS	2,613	BSR	497
MCH	757	OIL	248
SWC	310	CTR	173
PWA	241	SGP	134
TCW	172	AAS	86

UPCOM 外資買/賣超的前 5 名

源: FiinPro - YSVN



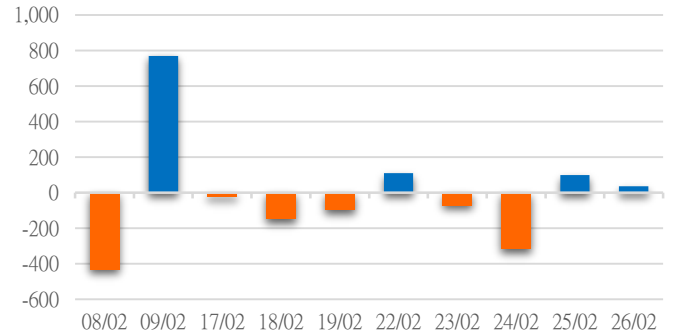
We Create **Fortune**

## 自營進出統計

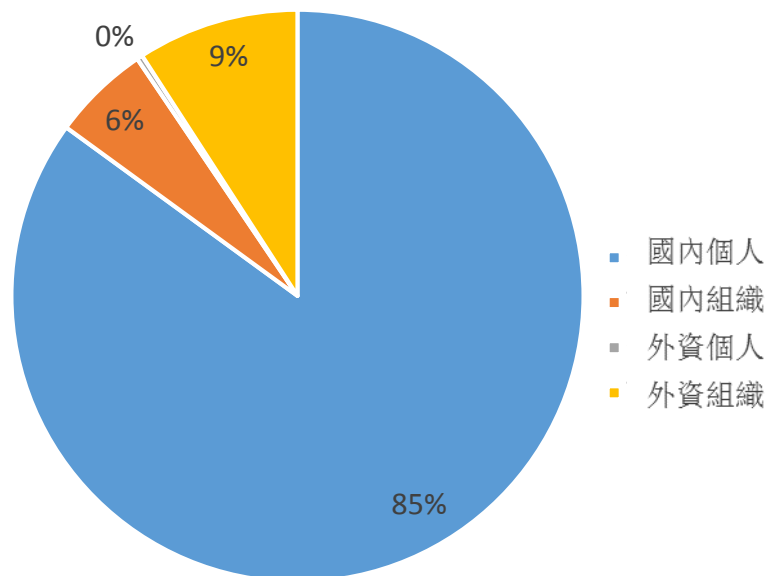
證券代碼	買超金額 (百萬盾)	證券代碼	賣超金額 (百萬盾)
TCB	33,451	HPG	19,975
MWG	33,128	MBB	15,872
VRE	28,122	IJC	14,664
HDG	12,095	VPB	10,053
GAS	11,225	VNM	9,067

券商自營交易最大前名

券商自營交易每日買/賣超 (bil.VND)



## 越南證券市場投資人類別統計

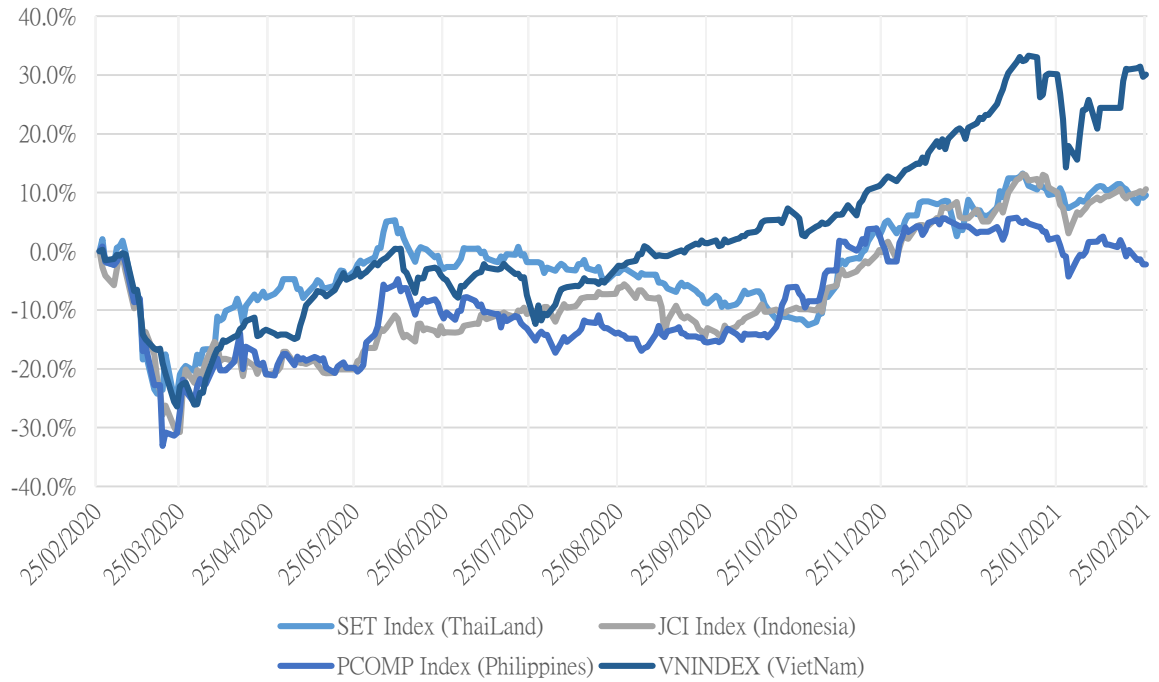


資料源: FinPro - YSVN



We Create Fortune

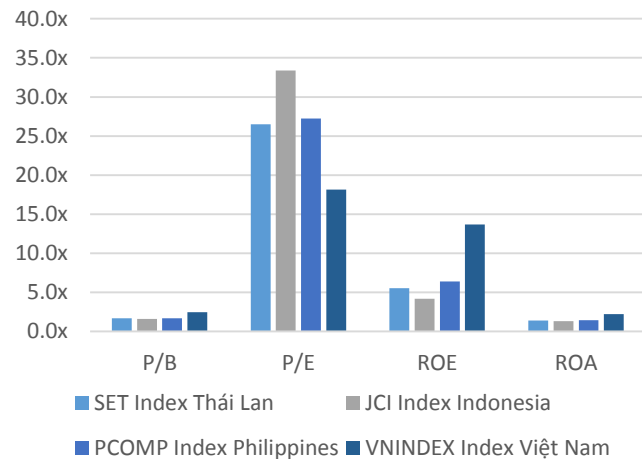
### 東南亞主要市場走勢比較



### 東南亞主要市場數據

		Thailand	Indonesia	Philippines	Vietnam
P/B		1.6x	1.6x	1.7x	2.4x
P/E		26.5x	33.0x	27.1x	18.0x
ROE	%	5.56	4.21	6.41	13.70
ROA	%	1.41	1.31	1.44	2.23
Vốn hóa	Bil.USD	561.71	517.73	176.28	189.15
GTGD	Bil.USD	3.72	0.97	0.08	0.54
LS cổ tức	%	2.57	2.25	1.62	1.35

源：Bloomberg & YSVN





We Create **Fortune**

## 元大證券（越南）公司

### 個人客戶分析部

**Nguyễn Thế Minh**

研究分析經理

+84 28 3622 6868 ext 3826

minh.nguyen@yuanta.com.vn

**Lý Thị Hiền**

研究分析主管

+84 28 3622 6868 ext 3908

hien.ly@yuanta.com.vn

**Quách Đức Khánh**

高級分析專員

+84 28 3622 6868 ext 3833

khanh.quach@yuanta.com.vn

**Khổng Hữu Hiệp**

高級分析專員

+84 28 3622 6868 ext 3912

hiep.khong@yuanta.com.vn

**Nguyễn Trịnh Ngọc Hồng**

高級分析專員

+84 28 3622 6868 ext 3832

hong.nguyen@yuanta.com.vn

**Phạm Tấn Phát**

高級分析專員

+84 28 3622 6868 ext 3880

phat.pham@yuanta.com.vn

### 個人客戶業務部

**Nguyễn Thanh Tùng**

總公司業務經理

+84 28 3622 6868 ext 3609

tung.nguyen@yuanta.com.vn

**Phạm Đắc Thành**

北部區域經理

+84 28 3622 6868 ext 3416

thanh.pham@yuanta.com.vn

**Nguyễn Mạnh Hoạt**

南部區域經理(胡志明市區域)

+84 28 3622 6868 ext 3847

hoat.nguyen@yuanta.com.vn

**Lương Kỷ Ty**

堤岸分行經理

+84 28 3622 6868 ext 3653

ty.luong@yuanta.com.vn

**Bùi Quốc Phong**

同奈分行經理

+84 28 3622 6868 ext 3701

phong.bui@yuanta.com.vn

**Võ Thị Thu Thủy**

平陽分行經理

+84 28 3622 6868 ext 3505

thuy.vo@yuanta.com.vn

**Nguyễn Việt Quang**

河內分行經理

+84 28 3622 6868 ext 3404

quang.nguyen@yuanta.com.vn

**Võ Đình Tuấn**

峴港分行經理

+84 28 3622 6868 ext 3301

tuan.vo@yuanta.com.vn

**Đinh Thị Thu Cúc**

頭頓分行經理

+84 28 3622 6868 ext 3203

cuc.dinh@yuanta.com.vn





We Create **Fortune**

## Appendix A: Important Disclosures

### Analyst Certification

Each research analyst primarily responsible for the content of this research report, in whole or in part, certifies that with respect to each security or issuer that the analyst covered in this report: (1) all of the views expressed accurately reflect his or her personal views about those securities or issuers; and (2) no part of his or her compensation was, is, or will be, directly or indirectly, related to the specific recommendations or views expressed by that research analyst in the research report.

### Ratings Definitions

**BUY:** We have a positive outlook on the stock based on our expected absolute or relative return over the investment period. Our thesis is based on our analysis of the company's outlook, financial performance, catalysts, valuation and risk profile. We recommend investors add to their position.

**HOLD-Outperform:** In our view, the stock's fundamentals are relatively more attractive than peers at the current price. Our thesis is based on our analysis of the company's outlook, financial performance, catalysts, valuation and risk profile.

**HOLD-Underperform:** In our view, the stock's fundamentals are relatively less attractive than peers at the current price. Our thesis is based on our analysis of the company's outlook, financial performance, catalysts, valuation and risk profile.

**SELL:** We have a negative outlook on the stock based on our expected absolute or relative return over the investment period. Our thesis is based on our analysis of the company's outlook, financial performance, catalysts, valuation and risk profile. We recommend investors reduce their position.

**Under Review:** We actively follow the company, although our estimates, rating and target price are under review.

**Restricted:** The rating and target price have been suspended temporarily to comply with applicable regulations and/or Yuanta policies.

Note: Yuanta research coverage with a Target Price is based on an investment period of 12 months. Greater China Discovery Series coverage does not have a formal 12 month Target Price and the recommendation is based on an investment period specified by the analyst in the report.

### Global Disclaimer

© 2018 Yuanta. All rights reserved. The information in this report has been compiled from sources we believe to be reliable, but we do not hold ourselves responsible for its completeness or accuracy. It is not an offer to sell or solicitation of an offer to buy any securities. All opinions and estimates included in this report constitute our judgment as of this date and are subject to change without notice.

This report provides general information only. Neither the information nor any opinion expressed herein constitutes an offer or invitation to make an offer to buy or sell securities or other investments. This material is prepared for general circulation to clients and is not intended to provide tailored investment advice and does not take into account the individual financial situation and objectives of any specific person who may receive this report. Investors should seek financial advice regarding the appropriateness of investing in any securities, investments or investment strategies discussed or recommended in this report. The information contained in this report has been compiled from sources believed to be reliable but no representation or warranty, express or implied, is made as to its accuracy, completeness or correctness. This report is not (and should not be construed as) a solicitation to act as securities broker or dealer in any jurisdiction by any person or company that is not legally permitted to carry on such business in that jurisdiction.

Yuanta research is distributed in the United States only to Major U.S. Institutional Investors (as defined in Rule 15a-6 under the Securities Exchange Act of 1934, as amended and SEC staff interpretations thereof). All transactions by a US person in the securities mentioned in this report must be effected through a registered broker-dealer under Section 15 of the Securities Exchange Act of 1934, as amended. Yuanta research is distributed in Taiwan by Yuanta Securities Investment Consulting. Yuanta research is distributed in Hong Kong by Yuanta Securities (Hong Kong) Co. Limited, which is licensed in Hong Kong by the Securities and Futures Commission for regulated activities, including Type 4 regulated activity (advising on securities). In Hong Kong, this research report may not be redistributed, retransmitted or disclosed, in whole or in part or any form or manner, without the express written