

## 當日市場：所有指數收於當日最高水平

2021/03/01

### 市場走勢

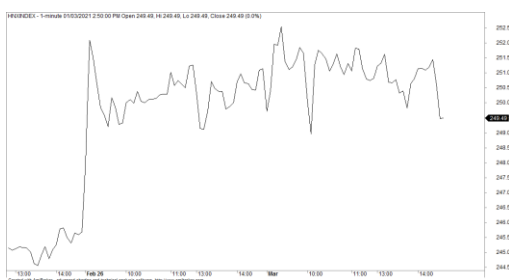
市場指數	VNI	HNI	UPCOM
收盤	1,186.17	252.37	77.15
%日	1.51%	1.26%	0.67%
%週	0.95%	6.05%	0.76%
%月	14.55%	20.84%	8.54%
%年	34.46%	130.31%	40.15%
<b>成交值(十億盾)</b>			
當日	15,869	2,202	1,160
日均量/週	14,660	2,190	979
日均量/月	14,149	1,881	796
<b>外資進出</b>			
買進	1,359.22	13.35	21.72
賣出	1,568.45	30.16	22.01
買賣超	-209.22	-16.81	-0.29
<b>市場漲跌家數</b>			
上漲	269	146	173
下跌	68	61	97
持平	77	155	633
<b>市場指標</b>			
P/E	17.94	16.60	27.71
總市值 (兆盾)	4,387	287	1,036
股息殖利率	2.69%	3.40%	3.72%

資料源: Bloomberg - YSVN

### VNINDEX



### HNIINDEX



### 市場走勢

在上週的復蘇勢頭之後，所有指數強勁反彈上漲。在 10 年期債券收益率回升以及宏觀數據在 2021 年頭兩個月相當積極的背景下，世界股市上漲。

結束 2021 年 3 月的第一個交易日，主要指數收盤最高水平，VN-Index 收於 1186.17，漲幅為 1.51%。HNX-Index 上漲 1.26%，收於 252.37 點；Upcom-Index 同步上漲 0.67%。三大市場的交易價值達到 17 兆 6,750 億越南盾，比上一交易日增長 8%。

當日的市場有許多強勁上漲的股票，例如金融股：BVH (+4.6%)，SSI (+5.4%)，LPB (+6.8%)，STB (+4.1%)；油氣股：PVD (+4.3%)，PVS (+3.6%) 等；建築材料股：HSG (+5.7%)，NKG (+6.8%) 等。

外資仍然在市場上賣超，價值超過 2260 億越南盾。HPG (1 兆 6,730 億) 是外資拋售最多的股票，其次為 CTG (960 億)，VNM (790 億)。相反，外資買超 PLX (1300 億)，HSG (210 億)。

### 市場短期觀點

我們認為，市場可能會在下一個交易日繼續保持上漲趨勢，VN-Index 可能會重新測試 1200 點水平。同時，我們認為市場有進入積極的劇烈波動階段的跡象，因此我們仍然傾向於以下情況：VN-Index 在接下來的幾個交易日中很快將突破 1200 點。積極的是，許多類股票已經突破了短期頂值，這表明價格圖表可能會延伸到更高的水平。

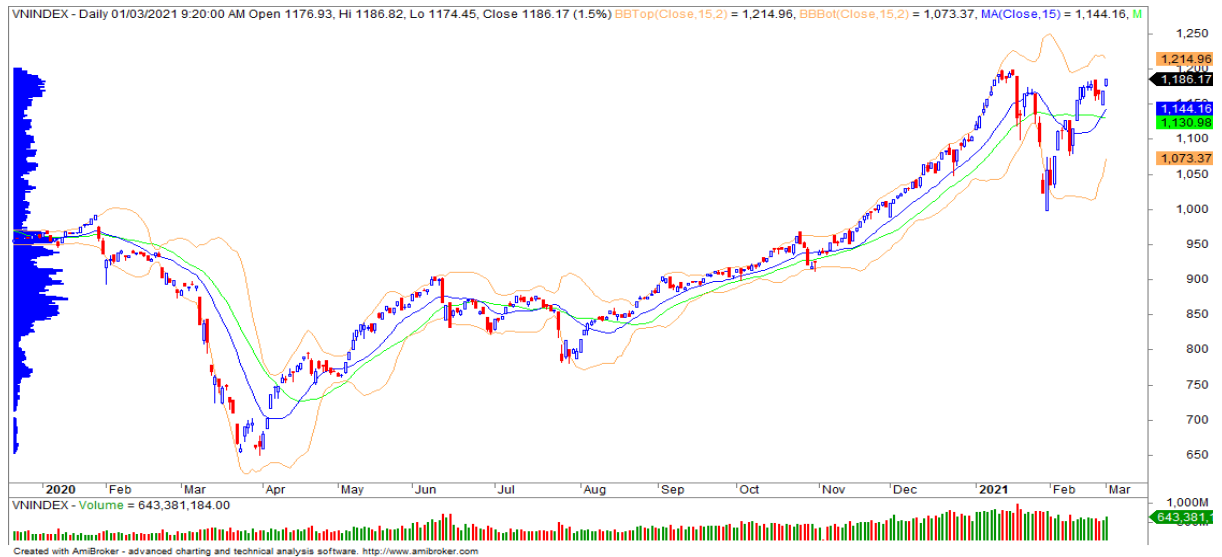
總觀市場的短期趨勢仍然為上漲。因此，我們建議短期投資者繼續在投資組合中持有較高比例的股票，並利用調整階段來增加股票的比例，併購買新股票。

請在 <https://ysradar.yuanta.com.vn/> 查看有關股票的信號。

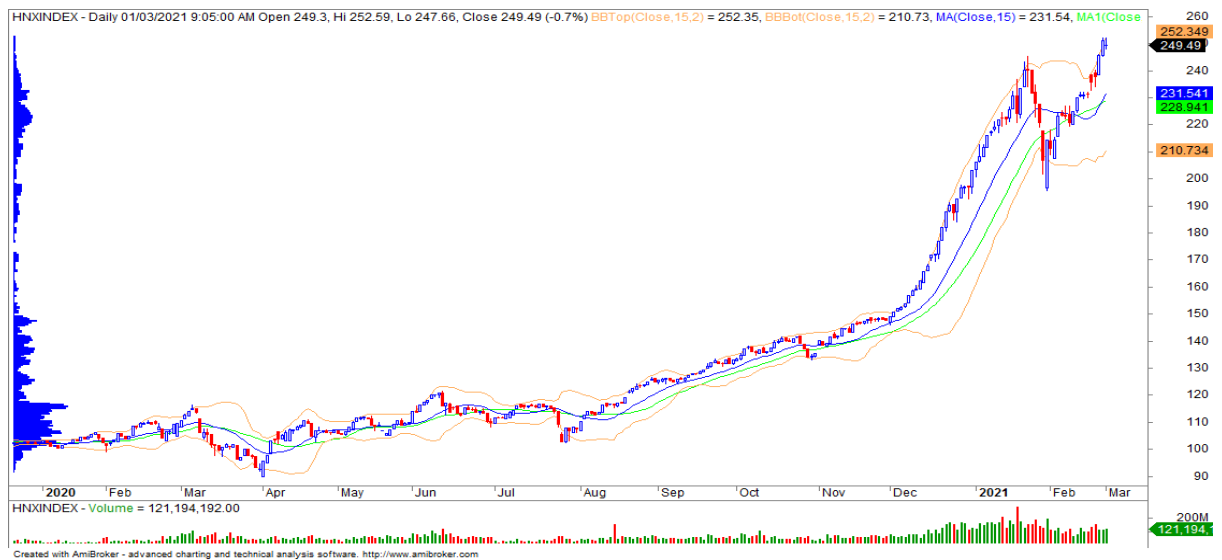


We Create **Fortune**

## 技術分析圖



VN-Index 指數技術分析圖



HNX-Index 指數技術分析圖

指數	短期趨勢	中期趨勢	阻力區 1	阻力區 2	支撐區 1	支撐區 2
VN-Index	上漲	中立	1200	1230	1050	970
HNX-Index	上漲	中立	231	248	196	180
VN30	上漲	中立	1183	1192	1042	960
VNMidcaps	上漲	中立	992	1,030	969	963
VNSmallcaps	上漲	中立	835	845	822	804



We Create Fortune

胡志明市交易所 (HSX)

	收盤	漲跌%
VNI	1186.17	1.51%
VN30	1191.83	1.55%
VN Mid	1415.12	2.20%
VN Small	1184.59	2.33%

河內交易所 (HSX)

	收盤	漲跌%
HNI	252.37	1.26%
HN30	375.25	2.69%
VNX AllSh	1142.43	1.63%

UPCOM 市場 (UPCoM)

	收盤	漲跌%
UPCoM	77.15	0.67%

外資交易	成交值 (Bil.VND)
買進	1359.22
賣出	1568.45
買超/賣超	-209.22

外資交易	成交值 (Bil.VND)
買進	13.35
賣出	30.16
買超/賣超	-16.81

外資交易	成交值 (Bil.VND)
買進	21.72
賣出	22.01
買超/賣超	-0.29

上漲排名/ 股碼	漲跌 (VND)	漲跌%
RAL	14000	6.99%
TLH	590	6.97%
LCG	1100	6.96%
PET	1150	6.95%
GTN	1750	6.94%

上漲排名/ 股碼	漲跌(VND)	漲跌%
IDV	6400	9.91%
SCI	5300	9.85%
L14	5900	8.18%
NRC	1900	8.02%
LAS	400	4.76%

上漲排名/ 股碼	漲跌(VND)	漲跌%
EIN	2594	14.33%
DDV	1330	14.00%
BSR	922	7.50%
OIL	643	5.54%
APF	3029	5.37%

下跌排名/ 股碼	漲跌 (VND)	漲跌%
BBC	-3900	-6.14%
TDH	-400	-5.24%
SGT	-600	-3.70%
TSC	-90	-2.52%
NAF	-500	-2.28%

下跌排名/ 股碼	漲跌(VND)	漲跌%
S99	-1200	-3.68%
DNP	-600	-2.79%
CSC	-900	-2.65%
SHN	-100	-1.14%
DHT	-200	-0.38%

下跌排名/ 股碼	漲跌(VND)	漲跌%
BTV	-4500	-14.42%
VLB	-6997	-11.74%
HNE	-457	-3.17%
SIP	-2397	-1.17%
MML	-360	-0.71%

\*備註：市值>5,000 億盾；成交值>15 億盾

市值排名/ 股碼	Bil.VND
VCB	367,921
VIC	366,994
VHM	338,820
VNM	220,699
BID	177,371

市值排名/ 股碼	Bil.VND
THD	70,420
SHB	28,436
VCS	14,112
IDC	11,970
PVS	11,137

市值排名/ 股碼	Bil.VND
ACV	164,651
MCH	67,483
VEA	59,284
BSR	40,995
MSR	23,767

交易量排 名/股碼	成交值	30 日均
LPB	36,421,300	12,909,653
STB	36,039,100	22,673,247
HPG	22,128,200	25,474,513
MBB	22,065,400	20,053,273
TCB	21,612,200	16,503,247

交易量排 名/股碼	成交值	30 日均
SHB	28,008,852	23,432,348
PVS	16,244,377	13,281,722
SHS	10,541,419	6,842,861
NVB	8,188,010	6,152,214
HUT	5,582,674	4,782,985

交易量排 名/股碼	成交值	30 日均
BSR	36,722,839	14,374,750
OIL	3,675,647	1,443,255
PAS	2,023,900	1,123,473
KSH	1,823,675	1,123,909
SBS	1,498,660	1,601,983

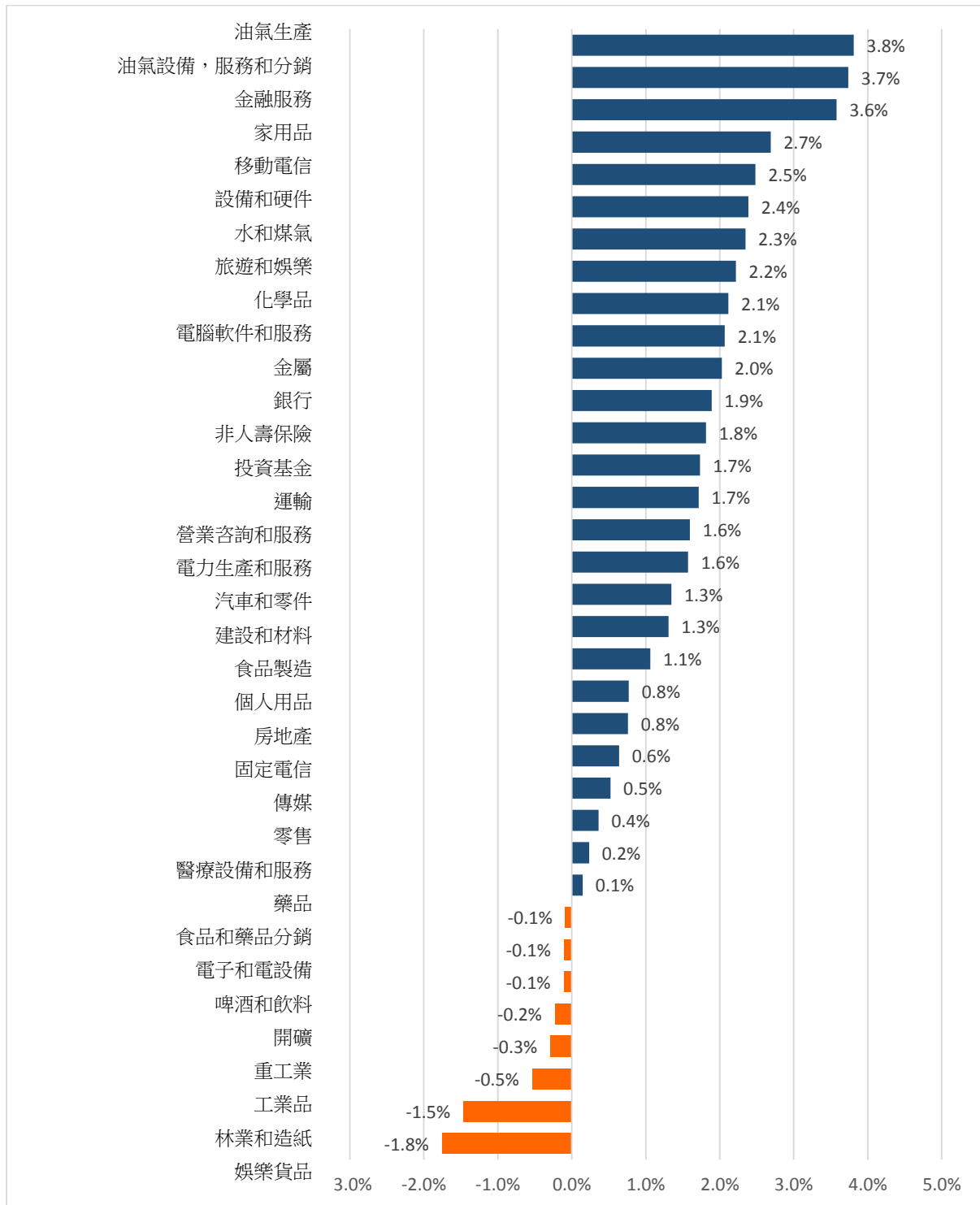
資料源: Bloomberg & Yuanta Research

資料源: Bloomberg & Yuanta  
Research

資料源: Bloomberg & Yuanta Research

We Create Fortune

## 各行業板塊的交易走勢



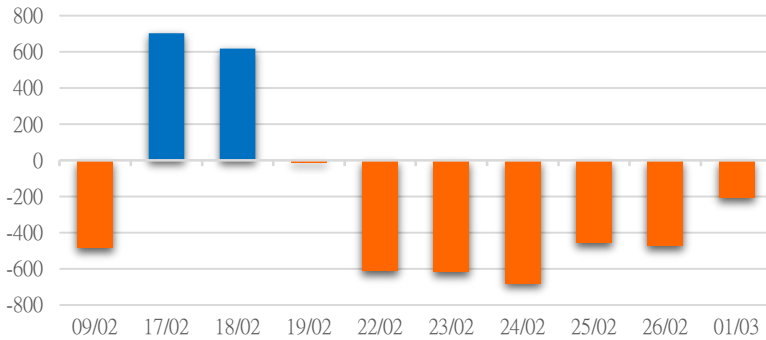
資料源: FiinPro - YSVN



We Create Fortune

## 外資買進賣統計

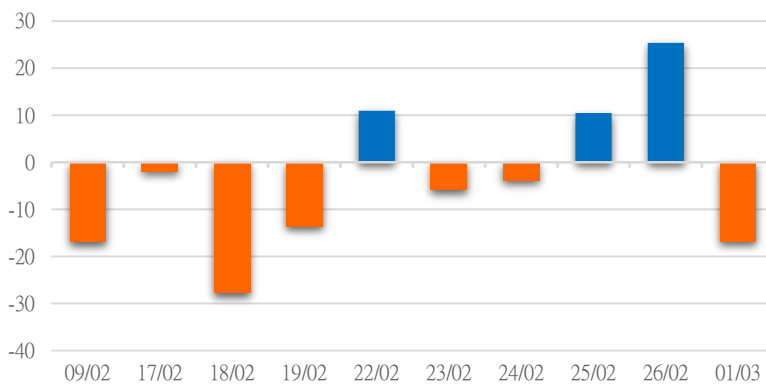
HSX 外資每日買/賣超



證券代碼	買超金額 (百萬盾)	證券代碼	賣超金額 (百萬盾)
PLX	129,914	HPG	166,843
HSG	20,624	CTG	96,251
SSI	19,392	VNM	79,195
STB	16,532	HDG	45,639
PDR	16,215	KDH	25,835

HSX 外資買/賣超的前 5 名

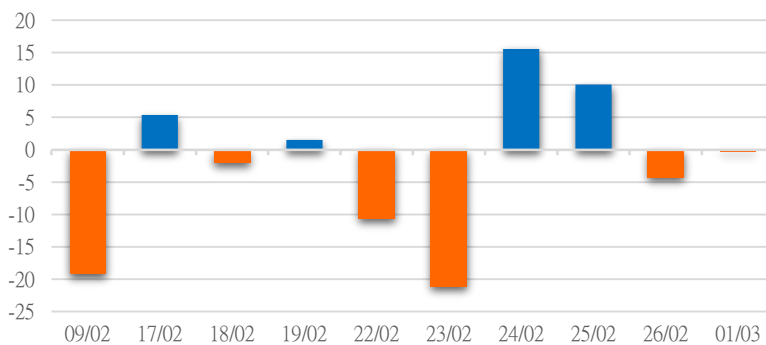
HNX 外資每日買/賣超



證券代碼	買超金額 (百萬盾)	證券代碼	賣超金額 (百萬盾)
NVB	9,316	SHS	15,087
SHB	277	HUT	2,550
SZB	170	S99	2,349
EID	129	INN	2,124
LAS	123	VCS	1,722

HNX 外資買/賣超的前 5 名

UPCOM 外資每日買/賣超



證券代碼	買超金額 (百萬盾)	證券代碼	賣超金額 (百萬盾)
CTR	3,979	QNS	1,869
MML	2,020	MSR	808
MCH	1,428	SGP	327
ACV	460	VEA	281
QTP	347	AAS	265

UPCOM 外資買/賣超的前 5 名

源: FiinPro - YSVN



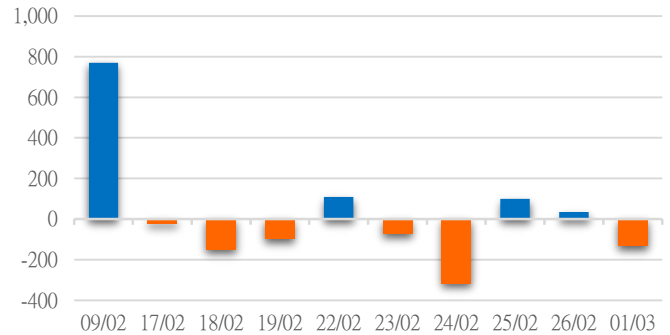
We Create **Fortune**

## 自營進出統計

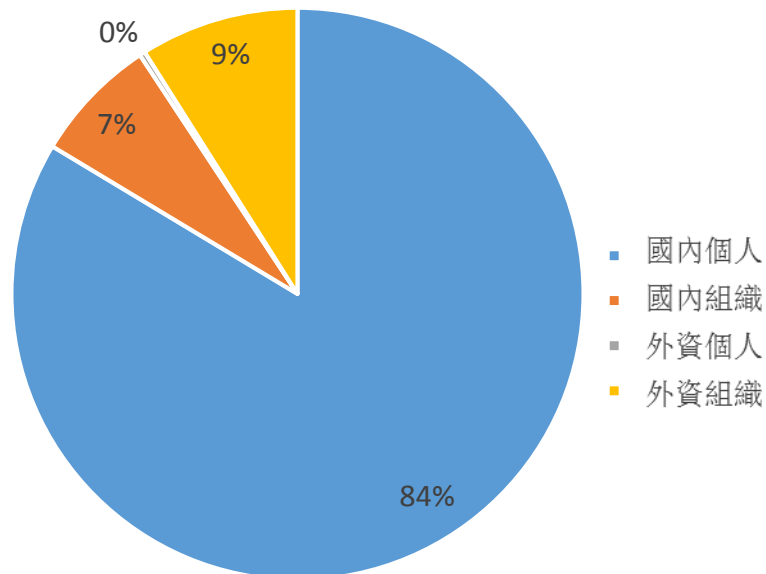
證券代碼	買超金額 (百萬盾)	證券代碼	賣超金額 (百萬盾)
HDG	36,203	PLX	82,420
MWG	24,307	FPT	26,838
GAS	13,679	MSN	10,587
HPG	11,020	IJC	10,054
KDH	4,275	MBB	7,676

券商自營交易最大前名

券商自營交易每日買/賣超 (bil.VND)



## 越南證券市場投資人類別統計

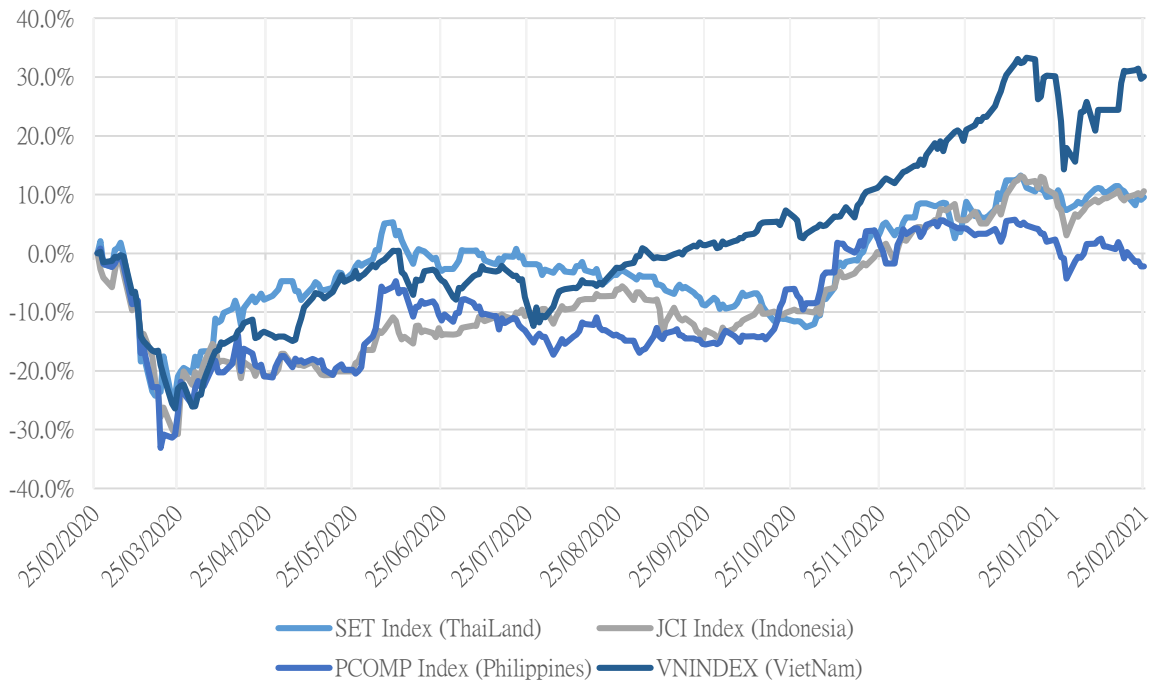


資料源: FinPro - YSVN



We Create Fortune

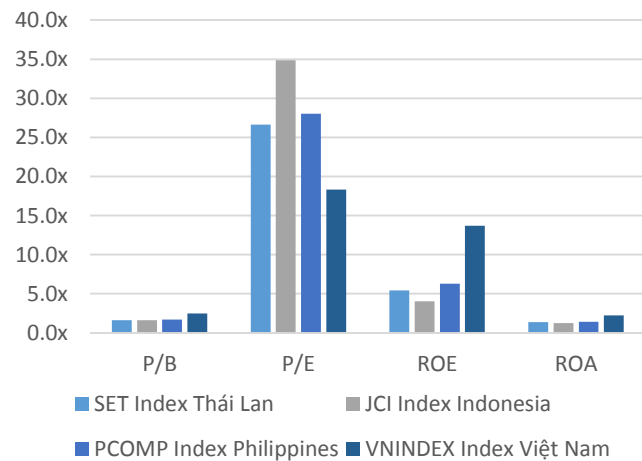
### 東南亞主要市場走勢比較



### 東南亞主要市場數據

		Thailand	Indonesia	Philippines	Vietnam
P/B		1.6x	1.6x	1.7x	2.5x
P/E		26.6x	34.8x	28.0x	18.3x
ROE	%	5.42	4.05	6.27	13.70
ROA	%	1.37	1.26	1.40	2.23
Vốn hóa	Bil.USD	558.91	513.07	177.23	189.61
GTGD	Bil.USD	3.70	1.42	0.18	0.59
LS cổ tức	%	2.55	2.22	1.60	1.33

源：Bloomberg & YSVN







We Create **Fortune**

## 元大證券（越南）公司

### 個人客戶分析部

**Nguyễn Thế Minh**

研究分析經理

+84 28 3622 6868 ext 3826

minh.nguyen@yuanta.com.vn

**Lý Thị Hiền**

研究分析主管

+84 28 3622 6868 ext 3908

hien.ly@yuanta.com.vn

**Quách Đức Khánh**

高級分析專員

+84 28 3622 6868 ext 3833

khanh.quach@yuanta.com.vn

**Khổng Hữu Hiệp**

高級分析專員

+84 28 3622 6868 ext 3912

hiep.khong@yuanta.com.vn

**Nguyễn Trịnh Ngọc Hồng**

高級分析專員

+84 28 3622 6868 ext 3832

hong.nguyen@yuanta.com.vn

**Phạm Tấn Phát**

高級分析專員

+84 28 3622 6868 ext 3880

phat.pham@yuanta.com.vn

### 個人客戶業務部

**Nguyễn Thanh Tùng**

總公司業務經理

+84 28 3622 6868 ext 3609

tung.nguyen@yuanta.com.vn

**Phạm Đắc Thành**

北部區域經理

+84 28 3622 6868 ext 3416

thanh.pham@yuanta.com.vn

**Nguyễn Mạnh Hoạt**

南部區域經理(胡志明市區域)

+84 28 3622 6868 ext 3847

hoat.nguyen@yuanta.com.vn

**Lương Kỷ Ty**

堤岸分行經理

+84 28 3622 6868 ext 3653

ty.luong@yuanta.com.vn

**Bùi Quốc Phong**

同奈分行經理

+84 28 3622 6868 ext 3701

phong.bui@yuanta.com.vn

**Võ Thị Thu Thủy**

平陽分行經理

+84 28 3622 6868 ext 3505

thuy.vo@yuanta.com.vn

**Nguyễn Việt Quang**

河內分行經理

+84 28 3622 6868 ext 3404

quang.nguyen@yuanta.com.vn

**Võ Đình Tuấn**

峴港分行經理

+84 28 3622 6868 ext 3301

tuan.vo@yuanta.com.vn

**Đinh Thị Thu Cúc**

頭頓分行經理

+84 28 3622 6868 ext 3203

cuc.dinh@yuanta.com.vn





We Create **Fortune**

## Appendix A: Important Disclosures

### Analyst Certification

Each research analyst primarily responsible for the content of this research report, in whole or in part, certifies that with respect to each security or issuer that the analyst covered in this report: (1) all of the views expressed accurately reflect his or her personal views about those securities or issuers; and (2) no part of his or her compensation was, is, or will be, directly or indirectly, related to the specific recommendations or views expressed by that research analyst in the research report.

### Ratings Definitions

**BUY:** We have a positive outlook on the stock based on our expected absolute or relative return over the investment period. Our thesis is based on our analysis of the company's outlook, financial performance, catalysts, valuation and risk profile. We recommend investors add to their position.

**HOLD-Outperform:** In our view, the stock's fundamentals are relatively more attractive than peers at the current price. Our thesis is based on our analysis of the company's outlook, financial performance, catalysts, valuation and risk profile.

**HOLD-Underperform:** In our view, the stock's fundamentals are relatively less attractive than peers at the current price. Our thesis is based on our analysis of the company's outlook, financial performance, catalysts, valuation and risk profile.

**SELL:** We have a negative outlook on the stock based on our expected absolute or relative return over the investment period. Our thesis is based on our analysis of the company's outlook, financial performance, catalysts, valuation and risk profile. We recommend investors reduce their position.

**Under Review:** We actively follow the company, although our estimates, rating and target price are under review.

**Restricted:** The rating and target price have been suspended temporarily to comply with applicable regulations and/or Yuanta policies.

Note: Yuanta research coverage with a Target Price is based on an investment period of 12 months. Greater China Discovery Series coverage does not have a formal 12 month Target Price and the recommendation is based on an investment period specified by the analyst in the report.

### Global Disclaimer

© 2018 Yuanta. All rights reserved. The information in this report has been compiled from sources we believe to be reliable, but we do not hold ourselves responsible for its completeness or accuracy. It is not an offer to sell or solicitation of an offer to buy any securities. All opinions and estimates included in this report constitute our judgment as of this date and are subject to change without notice.

This report provides general information only. Neither the information nor any opinion expressed herein constitutes an offer or invitation to make an offer to buy or sell securities or other investments. This material is prepared for general circulation to clients and is not intended to provide tailored investment advice and does not take into account the individual financial situation and objectives of any specific person who may receive this report. Investors should seek financial advice regarding the appropriateness of investing in any securities, investments or investment strategies discussed or recommended in this report. The information contained in this report has been compiled from sources believed to be reliable but no representation or warranty, express or implied, is made as to its accuracy, completeness or correctness. This report is not (and should not be construed as) a solicitation to act as securities broker or dealer in any jurisdiction by any person or company that is not legally permitted to carry on such business in that jurisdiction.

Yuanta research is distributed in the United States only to Major U.S. Institutional Investors (as defined in Rule 15a-6 under the Securities Exchange Act of 1934, as amended and SEC staff interpretations thereof). All transactions by a US person in the securities mentioned in this report must be effected through a registered broker-dealer under Section 15 of the Securities Exchange Act of 1934, as amended. Yuanta research is distributed in Taiwan by Yuanta Securities Investment Consulting. Yuanta research is distributed in Hong Kong by Yuanta Securities (Hong Kong) Co. Limited, which is licensed in Hong Kong by the Securities and Futures Commission for regulated activities, including Type 4 regulated activity (advising on securities). In Hong Kong, this research report may not be redistributed, retransmitted or disclosed, in whole or in part or any form or manner, without the express written