

當日市場：油氣股繼續是市場的焦點

2021/03/05

市場走勢

市場指數	VNI	HNI	UPCOM
收盤	1,168.69	259.80	78.56
%日	0.01%	1.58%	0.77%
%週	0.02%	4.25%	2.51%
%月	3.71%	16.07%	6.32%
%年	30.83%	125.85%	41.68%

成交值(十億盾)

當日	14,819	2,504	1,352
日均量/週	15,508	2,320	1,287
日均量/月	14,670	2,059	971

外資進出

買進	1,190.13	9.31	82.93
賣出	2,532.69	17.57	62.71
買賣超	-1,342.56	-8.26	20.22

市場漲跌家數

上漲	111	97	130
下跌	88	40	77
持平	50	91	314

市場指標

P/E	17.94	17.26	29.10
總市值 (兆盾)	4,388	310	1,069
股息殖利率	2.72%	3.42%	4.01%

資料源: Bloomberg - YSVN

VNINDEX



HNIINDEX



市場走勢

指數在最近 2 個交易日中出現分歧，HNX-Index 保持強勁的漲勢。該指數收於 259.8 點，上漲 1.58%。相比之下，VN-Index 僅微漲 0.01%，報 1168.69 點。Upcom-Index 上漲 0.77%。三大市場的交易價值達 17 兆 4,770 億越南盾，比前一交易日下降了近 11%。

POW 漲停並收於 13,450 越南盾，因有消息稱董事會批准了計劃出售 PV Machino 所有 51.58% 的資本以進行撤資的計劃。在昨天世界原油價格急劇上漲的背景下，油氣股繼續是市場一個亮點。PVD，PVT，PVC 和 PVB 分別上漲了 3% 以上。

HNX 在最近兩個交易日中吸引了現金流，CEO 漲停，而 BVS，HUT 和 VMC 分別上漲了 6% 以上。

外資在市場上強勁賣超超過 1 兆 3,300 億越南盾。賣壓主要出現在 POW (2,990 億)，VNM (2,710 億) 和 CTG (1,070 億)。在買超方面，DPM (300 億)，PLX (290 億) 和 GVR (290 億) 被積極買進。

市場短期觀點

我們認為市場可以在本週的前幾個交易日重返上漲趨勢，並繼續在 1,170 點附近震盪。同時，當現金流傾向於集中在小型股，HNX 和 Upcom 上的股票時，分化可能仍會繼續發生。從積極的方面來看，我們仍然注意到現金流量並未顯示出退出市場的跡象，而是主要在各類股票之間移動以尋求投資機會，這表明投資者可以在自己的投資策略中保持靈活。此外，心理指標仍保持增長勢頭，表明適當的策略是在投資組合中仍佔較大比例的股票。

總觀市場的短期趨勢仍然為上漲。因此，我們建議短期投資者繼續在投資組合中持有較高比例的股票，並利用調整的機會增加股票的比例，或購買新股票。

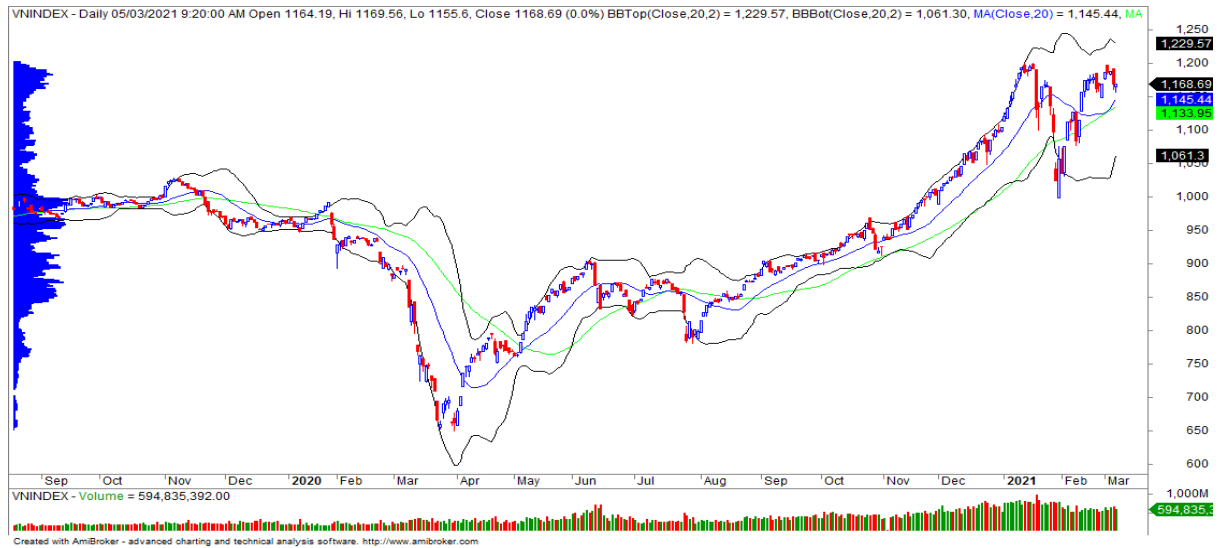
根據周線圖，中期趨勢仍然保持中立，積極的是，VNSmallcaps 指數的中期趨勢從下跌轉為上漲。同時，分化水平可能會在下周繼續，並且指數可能會橫盤整理。因此，我們建議中期投資者在投資組合中持有較高比例的股票，並略微增加股票比重。

請在 <https://ysradar.yuanta.com.vn/> 查看有關股票的信號。

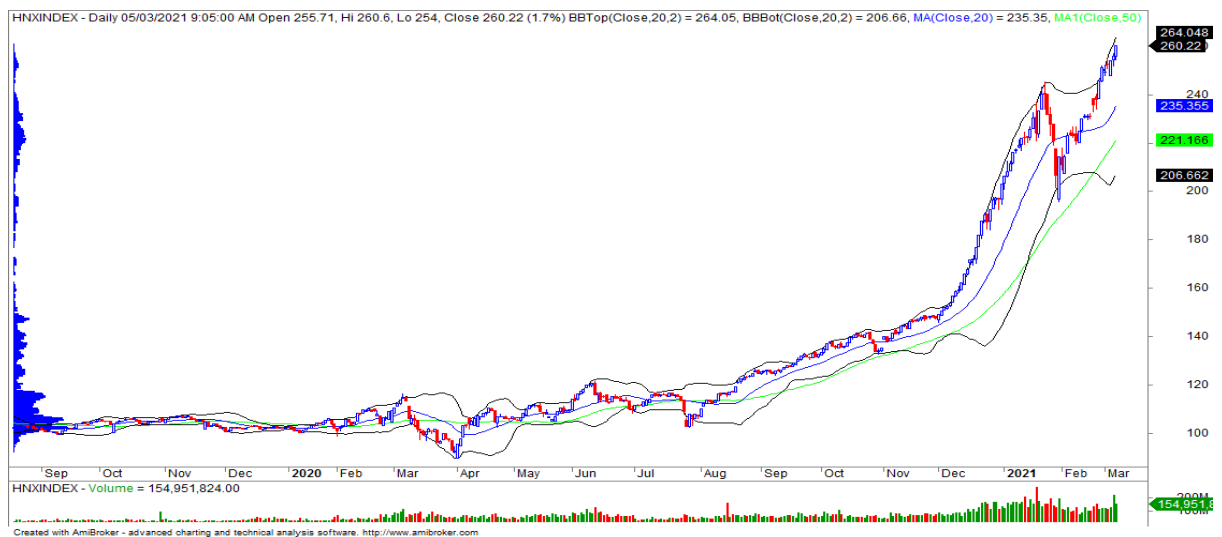


We Create Fortune

技術分析圖



VN-Index 指數技術分析圖



HNX-Index 指數技術分析圖

指數	短期趨勢	中期趨勢	阻力區 1	阻力區 2	支撐區 1	支撐區 2
VN-Index	上漲	中立	1200	1230	1050	970
HNX-Index	上漲	中立	252	298	196	180
VN30	上漲	中立	1200	1232	1042	960
VNMidcaps	上漲	中立	1,030	1100	969	963
VNSmallcaps	上漲	中立	1000	1080	822	804

We Create Fortune

胡志明市交易所 (HSX)

	收盤	漲跌%
VNI	1168.69	0.01%
VN30	1174.16	-0.01%
VN Mid	1395.69	0.03%
VN Small	1205.9	0.66%

河內交易所 (HSX)

	收盤	漲跌%
HNI	259.8	1.58%
HN30	382.14	1.52%
VNX AllSh	1127.02	-0.02%

UPCOM 市場 (UPCoM)

	收盤	漲跌%
UPCoM	78.56	0.77%

外資交易	成交值 (Bil.VND)
買進	1190.13
賣出	2532.69
買超/賣超	-1342.56

外資交易	成交值 (Bil.VND)
買進	9.31
賣出	17.57
買超/賣超	-8.26

外資交易	成交值 (Bil.VND)
買進	82.93
賣出	62.71
買超/賣超	20.22

上漲排名/ 股碼	漲跌 (VND)	漲跌%
STK	2050	7.00%
DGW	7200	6.92%
VPH	350	6.85%
TLH	750	6.79%
PET	1250	6.76%

上漲排名/ 股碼	漲跌(VND)	漲跌%
CEO	1100	10.00%
HUT	400	7.69%
PSD	1100	6.88%
TIG	500	5.68%
CSC	1600	5.02%

上漲排名/ 股碼	漲跌(VND)	漲跌%
PVM	3300	14.73%
OIL	1626	12.23%
HAN	1296	9.60%
PVP	979	6.66%
VCR	1184	5.67%

下跌排名/ 股碼	漲跌 (VND)	漲跌%
RIC	-3200	-6.93%
CLC	-2050	-4.76%
FLC	-250	-3.82%
NNC	-1050	-3.05%
TDH	-210	-2.71%

下跌排名/ 股碼	漲跌(VND)	漲跌%
S99	-1300	-3.77%
SCI	-1700	-2.74%
VGS	-200	-1.04%
NVB	-100	-0.65%
IDV	-100	-0.15%

下跌排名/ 股碼	漲跌(VND)	漲跌%
EIN	-3889	-14.68%
HVG	-185	-5.78%
EVF	-379	-3.51%
QNS	-1123	-2.69%
LTG	-883	-2.38%

*備註：市值>5,000 億盾；成交值>15 億盾

市值排名/ 股碼	Bil.VND
VIC	359,552
VCB	357,536
VHM	323,688
VNM	215,265
GAS	177,040

市值排名/ 股碼	Bil.VND
SHB	27,734
BAB	17,713
VCS	13,984
DTK	8,160
NVB	6,183

市值排名/ 股碼	Bil.VND
VGI	131,764
PGV	18,906
VEF	17,074
SIP	16,043
OIL	15,437

交易量排 名/股碼	成交值	30 日均
POW	44,357,300	11,929,580
STB	24,861,800	22,779,267
FLC	15,709,800	17,565,613
TCB	13,922,200	15,448,540
ACB	10,157,000	11,712,633

交易量排 名/股碼	成交值	30 日均
SHB	22,710,517	22,532,192
CEO	13,571,151	5,080,404
HUT	13,525,049	5,648,919
NVB	5,120,619	6,085,680
TNG	3,530,144	2,987,724

交易量排 名/股碼	成交值	30 日均
PVX	15,730,320	2,381,693
OIL	5,521,103	2,335,569
HVG	3,905,890	561,516
VGT	3,440,275	2,403,565
PAS	2,905,202	1,279,594

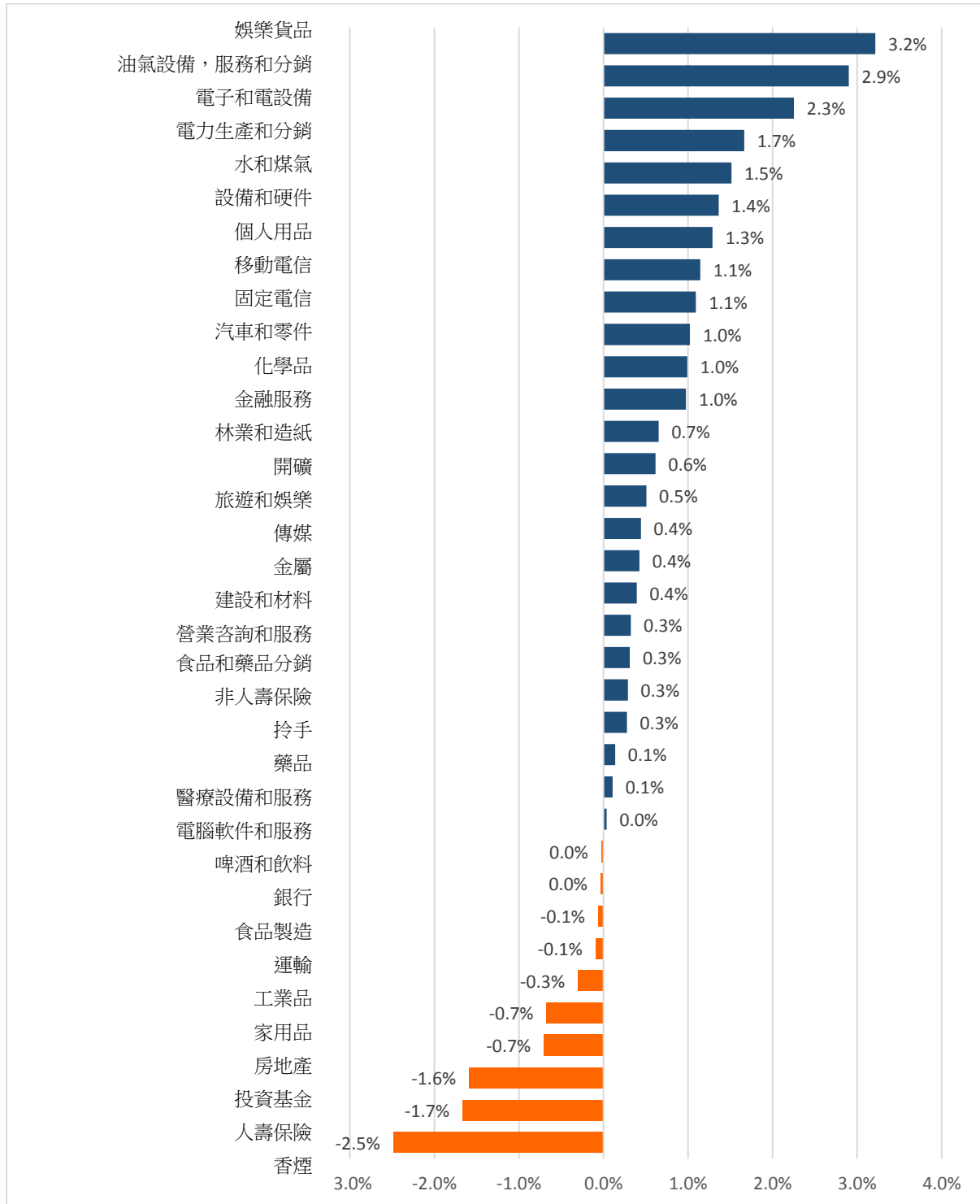
資料源: Bloomberg & Yuanta Research

資料源: Bloomberg & Yuanta
Research

資料源: Bloomberg & Yuanta Research

We Create Fortune

各行業板塊的交易走勢



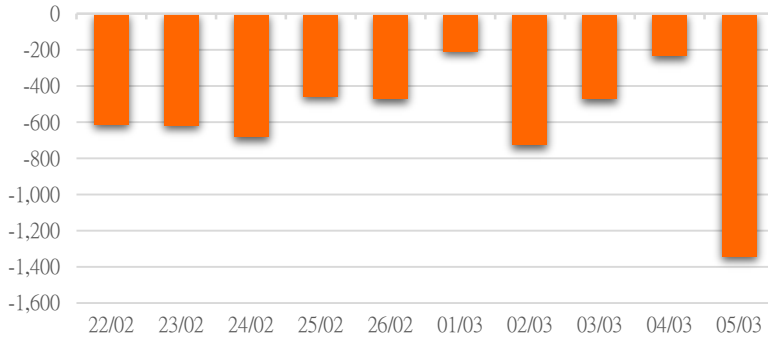
資料源: FiinPro - YSVN



We Create Fortune

外資買進賣統計

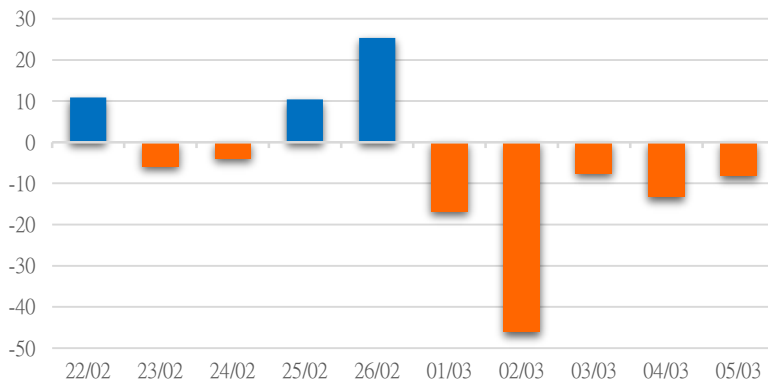
HSX 外資每日買/賣超



證券代碼	買超金額 (百萬盾)	證券代碼	賣超金額 (百萬盾)
DPM	30,422	POW	298,808
PLX	29,226	VNM	270,849
GVR	15,335	CTG	106,746
FUEVFNVD	12,832	VHM	98,823
DCM	11,838	VCB	78,890

HSX 外資買/賣超的前 5 名

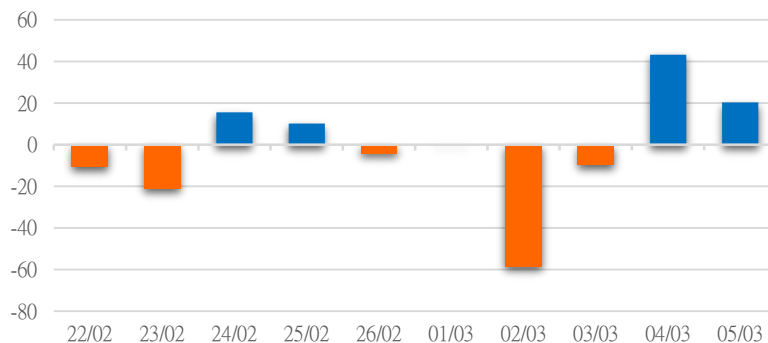
HNX 外資每日買/賣超



證券代碼	買超金額 (百萬盾)	證券代碼	賣超金額 (百萬盾)
NVB	939	PMB	400
VCS	773	SD5	275
THT	410	S99	166
SZB	205	DNP	121
PMC	98	PCE	119

HNX 外資買/賣超的前 5 名

UPCOM 外資每日買/賣超



證券代碼	買超金額 (百萬盾)	證券代碼	賣超金額 (百萬盾)
NHT	359	OIL	982
ICN	219	PVP	580
SWC	186	PVM	386
DNE	125	VGI	294
HPP	94	QTP	238

UPCOM 外資買/賣超的前 5 名

源: FiinPro - YSVN

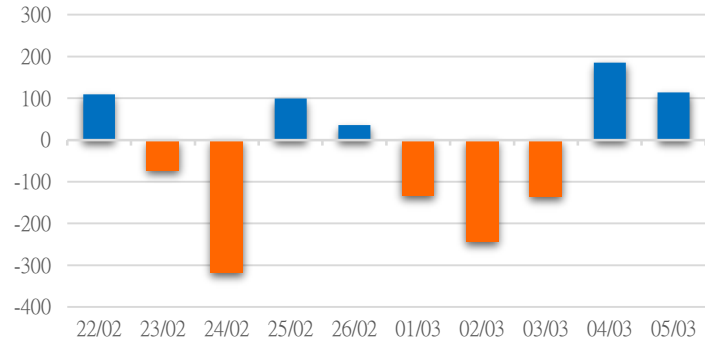
We Create **Fortune**

自營進出統計

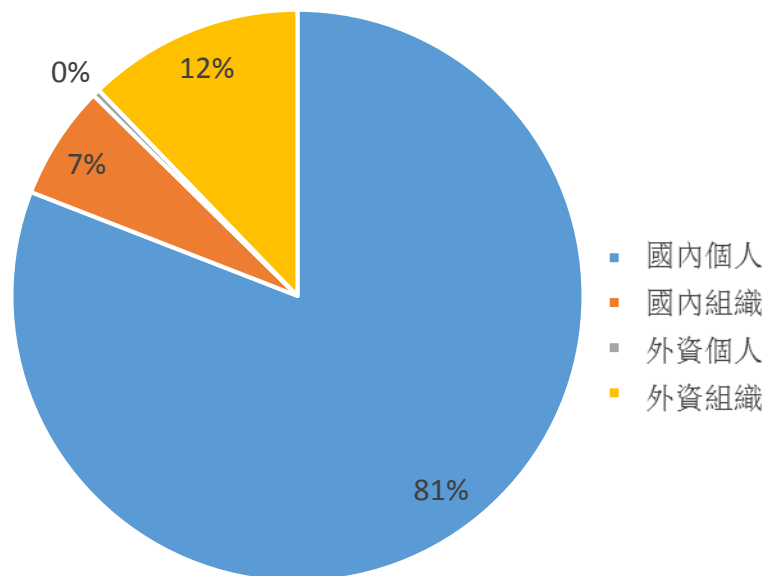
證券代碼	買超金額 (百萬盾)	證券代碼	賣超金額 (百萬盾)
VIC	62,884	MBB	78,376
GAS	36,893	FUEVFNVD	16,190
FPT	36,675	HPG	13,477
MWG	25,032	STB	10,921
VPB	15,393	CTG	8,545

券商自營交易最大前名

券商自營交易每日買/賣超 (bil.VND)



越南證券市場投資人類別統計

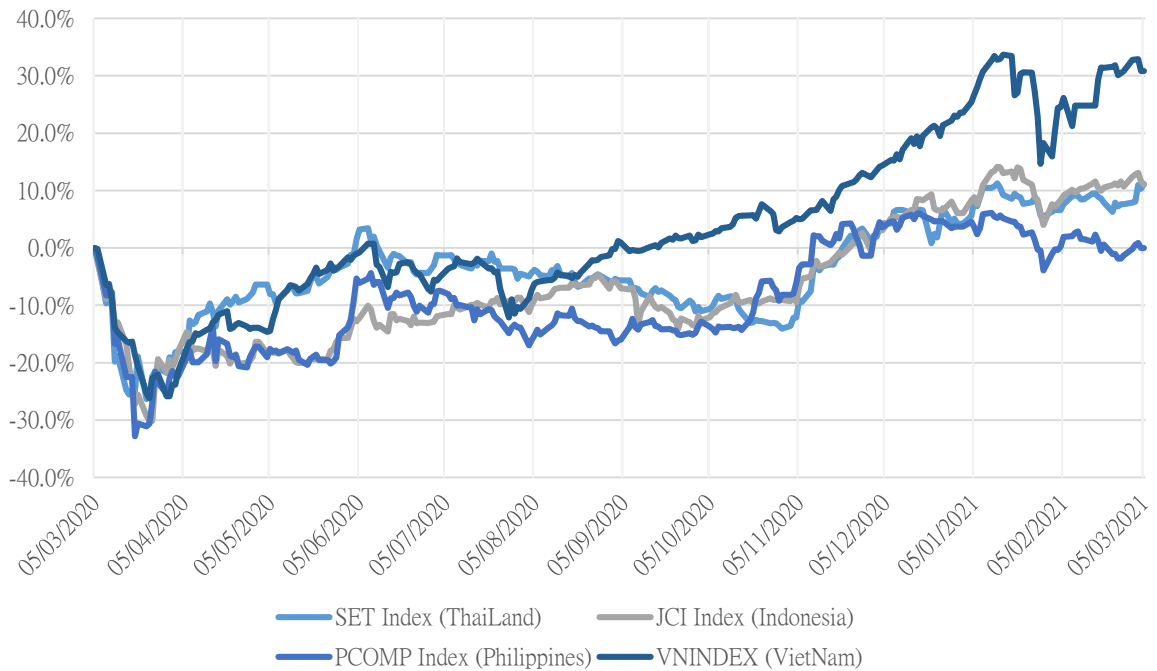


資料源: FinPro - YSVN



We Create Fortune

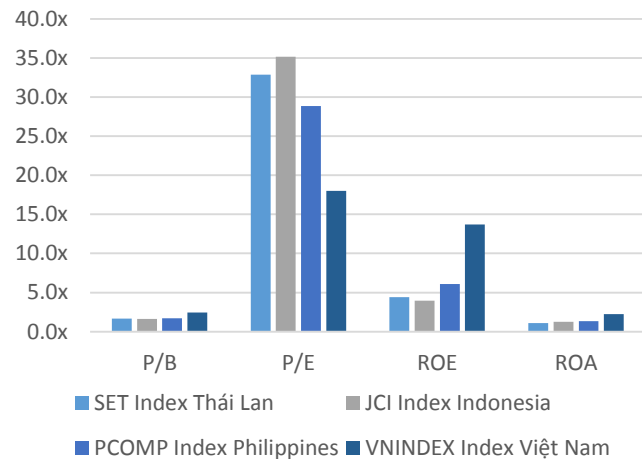
東南亞主要市場走勢比較



東南亞主要市場數據

		Thailand	Indonesia	Philippines	Vietnam
P/B		1.7x	1.6x	1.7x	2.4x
P/E		33.1x	34.9x	28.9x	18.0x
ROE	%	4.43	3.99	6.00	13.71
ROA	%	1.11	1.25	1.34	2.23
Vốn hóa	Bil.USD	569.41	515.46	179.62	189.58
GTGD	Bil.USD	3.16	0.92	0.07	0.66
LS cổ tức	%	2.44	2.23	1.79	1.37

源：Bloomberg & YSVN





We Create **Fortune**

元大證券（越南）公司

個人客戶分析部

Nguyễn Th ê Minh

研究分析經理

+84 28 3622 6868 ext 3826

minh.nguyen@yuanta.com.vn

Lý Thị Hi ền n

研究分析主管

+84 28 3622 6868 ext 3908

hien.ly@yuanta.com.vn

Quách Đức Khánh

高級分析專員

+84 28 3622 6868 ext 3833

khanh.quach@yuanta.com.vn

Khổng Hữu Hiệp

高級分析專員

+84 28 3622 6868 ext 3912

hiep.khong@yuanta.com.vn

Nguyễn Trịnh Ngọc Hồng

高級分析專員

+84 28 3622 6868 ext 3832

hong.nguyen@yuanta.com.vn

Phạm Tấn Phát

高級分析專員

+84 28 3622 6868 ext 3880

phat.pham@yuanta.com.vn

個人客戶業務部

Nguyễn Thanh Tùng

總公司業務經理

+84 28 3622 6868 ext 3609

tung.nguyen@yuanta.com.vn

Phạm Đắc Thành

北部區域經理

+84 28 3622 6868 ext 3416

thanh.pham@yuanta.com.vn

Nguyễn Mạnh Hoạt

南部區域經理(胡志明市區域)

+84 28 3622 6868 ext 3847

hoat.nguyen@yuanta.com.vn

Lương Kỷ Ty

堤岸分行經理

+84 28 3622 6868 ext 3653

ty.luong@yuanta.com.vn

Bùi Quốc Phong

同奈分行經理

+84 28 3622 6868 ext 3701

phong.bui@yuanta.com.vn

Võ Thị Thu Thủy

平陽分行經理

+84 28 3622 6868 ext 3505

thuy.vo@yuanta.com.vn

Nguyễn Việt Quang

河內分行經理

+84 28 3622 6868 ext 3404

quang.nguyen@yuanta.com.vn

Võ Đình Tuấn

峴港分行經理

+84 28 3622 6868 ext 3301

tuan.vo@yuanta.com.vn

Đinh Thị Thu Cúc

頭頓分行經理

+84 28 3622 6868 ext 3203

cuc.dinh@yuanta.com.vn



We Create **Fortune**

Appendix A: Important Disclosures

Analyst Certification

Each research analyst primarily responsible for the content of this research report, in whole or in part, certifies that with respect to each security or issuer that the analyst covered in this report: (1) all of the views expressed accurately reflect his or her personal views about those securities or issuers; and (2) no part of his or her compensation was, is, or will be, directly or indirectly, related to the specific recommendations or views expressed by that research analyst in the research report.

Ratings Definitions

BUY: We have a positive outlook on the stock based on our expected absolute or relative return over the investment period. Our thesis is based on our analysis of the company's outlook, financial performance, catalysts, valuation and risk profile. We recommend investors add to their position.

HOLD-Outperform: In our view, the stock's fundamentals are relatively more attractive than peers at the current price. Our thesis is based on our analysis of the company's outlook, financial performance, catalysts, valuation and risk profile.

HOLD-Underperform: In our view, the stock's fundamentals are relatively less attractive than peers at the current price. Our thesis is based on our analysis of the company's outlook, financial performance, catalysts, valuation and risk profile.

SELL: We have a negative outlook on the stock based on our expected absolute or relative return over the investment period. Our thesis is based on our analysis of the company's outlook, financial performance, catalysts, valuation and risk profile. We recommend investors reduce their position.

Under Review: We actively follow the company, although our estimates, rating and target price are under review.

Restricted: The rating and target price have been suspended temporarily to comply with applicable regulations and/or Yuanta policies.

Note: Yuanta research coverage with a Target Price is based on an investment period of 12 months. Greater China Discovery Series coverage does not have a formal 12 month Target Price and the recommendation is based on an investment period specified by the analyst in the report.

Global Disclaimer

© 2018 Yuanta. All rights reserved. The information in this report has been compiled from sources we believe to be reliable, but we do not hold ourselves responsible for its completeness or accuracy. It is not an offer to sell or solicitation of an offer to buy any securities. All opinions and estimates included in this report constitute our judgment as of this date and are subject to change without notice.

This report provides general information only. Neither the information nor any opinion expressed herein constitutes an offer or invitation to make an offer to buy or sell securities or other investments. This material is prepared for general circulation to clients and is not intended to provide tailored investment advice and does not take into account the individual financial situation and objectives of any specific person who may receive this report. Investors should seek financial advice regarding the appropriateness of investing in any securities, investments or investment strategies discussed or recommended in this report. The information contained in this report has been compiled from sources believed to be reliable but no representation or warranty, express or implied, is made as to its accuracy, completeness or correctness. This report is not (and should not be construed as) a solicitation to act as securities broker or dealer in any jurisdiction by any person or company that is not legally permitted to carry on such business in that jurisdiction.

Yuanta research is distributed in the United States only to Major U.S. Institutional Investors (as defined in Rule 15a-6 under the Securities Exchange Act of 1934, as amended and SEC staff interpretations thereof). All transactions by a US person in the securities mentioned in this report must be effected through a registered broker-dealer under Section 15 of the Securities Exchange Act of 1934, as amended. Yuanta research is distributed in Taiwan by Yuanta Securities Investment Consulting. Yuanta research is distributed in Hong Kong by Yuanta Securities (Hong Kong) Co. Limited, which is licensed in Hong Kong by the Securities and Futures Commission for regulated activities, including Type 4 regulated activity (advising on securities). In Hong Kong, this research report may not be redistributed, retransmitted or disclosed, in whole or in part or any form or manner, without the express written