

當日市場：銀行股帶領漲勢

2021/03/17

市場走勢

市場指數	VNI	HNI	UPCOM
收盤	1,186.09	276.55	81.71
%日	0.52%	0.24%	0.96%
%週	1.37%	3.54%	1.83%
%月	2.62%	20.23%	7.88%
%年	59.04%	174.57%	62.41%

成交值(十億盾)

當日	15,585	2,462	1,660
日均量/週	15,001	2,468	1,269
日均量/月	15,076	2,219	1,123

外資進出

買進	1,122.00	5.35	53.41
賣出	2,167.04	25.61	64.97
買賣超	-1,045.04	-20.26	-11.56

市場漲跌家數

上漲	196	131	180
下跌	147	90	105
持平	72	140	618

市場指標

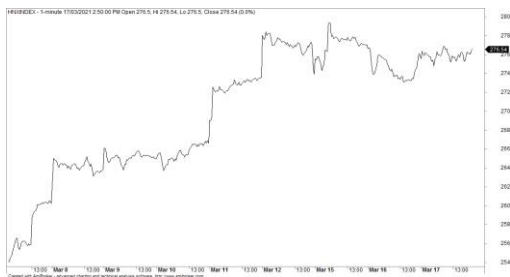
P/E	18.11	18.40	30.07
總市值 (兆盾)	4,430	328	1,097
股息殖利率	2.72%	3.48%	3.88%

資料源: Bloomberg - YSVN

VNINDEX



HNIINDEX



市場走勢

現金流返回銀行股上，市場在所有指數上均收盤在綠區。VN-In 收漲 0.52%，報 1186.09 點。HNX-Index 上漲 0.24%，報 276.55 點。Upcom-Index 上漲 0.96%。總觀市場的交易價值達到 18 兆 1080 億越南盾，比上一交易日增長 4.5%。

銀行股激活漲勢像 VIB (+5.7%)，STB (+3.7%)，CTG (+4.9%)，HDB (+2.6%)，BID (+2.1%) 等。FPT (-0.2%) 在當天有所放緩，因在約 80,000 越南盾附近交易。VN30-Index 沒有大幅下跌，供應有所減少。

除了銀行股外，油氣-公用事業股 (GAS (+2.8%)，PVD (+2.8%)，PVS (+3.8%)，PVC (+3.7%) 等)，肥料 (DCM (+6.7%)，DPM (+5%)) 也有積極的走勢。

中型股是最傑出的類股，漲勢表現比市場強很多，例如 FRT (+6.9%)，DCM (+6.7%)，CMG (+5.4%)，HAH (+4.4%) 等。

外資在市場上強勁賣超，近 1 兆 770 億越南盾。CTG (2,280 億)，VNM (2,040 億)，POW (1,080 億) 位居賣超榜首。PLX (910 億)，ccq FUEVFNVD (780 億) 和 KBC (590 億) 是外資買進量最多的股票。

市場短期觀點

我們認為，受美聯儲會議和 3 月期貨合約到期的影響，市場可能會繼續保持上漲勢頭和劇烈波動；與此同時，市場可能會很快退出橫盤階段並繼續前進。從積極的方向看，現金流將很快回到大型股。此外，短期風險仍然較低，因此調整壓力不會太大，並且現金流量將在各類股票之間持續流動。

總觀市場的短期趨勢仍然為上漲。因此，我們建議短期投資者繼續持有股票的比例，並可以靈活地改變每類股票的投資策略。

請在 <https://ysradar.yuanta.com.vn/> 查看有關股票的信號。

We Create Fortune

技術分析圖



VN-Index 指數技術分析圖



HNX-Index 指數技術分析圖

指數	短期趨勢	中期趨勢	阻力區 1	阻力區 2	支撐區 1	支撐區 2
VN-Index	上漲	上漲	1200	1230	1050	970
HNX-Index	上漲	上漲	276	298	196	180
VN30	上漲	上漲	1200	1232	1042	960
VNMidcaps	上漲	上漲	1,430	1500	969	963
VNSmallcaps	上漲	上漲	1235	1280	822	804



We Create Fortune

胡志明市交易所 (HSX)

	收盤	漲跌%
VNI	1186.09	0.52%
VN30	1193.45	0.47%
VN Mid	1446.13	-0.02%
VN Small	1276.46	0.29%

河內交易所 (HSX)

	收盤	漲跌%
HNI	276.55	0.24%
HN30	399.71	1.80%
VNX AllSh	1149.73	0.30%

UPCOM 市場 (UPCoM)

	收盤	漲跌%
UPCoM	81.71	0.96%

外資交易	成交值 (Bil.VND)
買進	1122
賣出	2167.04
買超/賣超	-1045.04

外資交易	成交值 (Bil.VND)
買進	5.35
賣出	25.61
買超/賣超	-20.26

外資交易	成交值 (Bil.VND)
買進	53.41
賣出	64.97
買超/賣超	-11.56

上漲排名/ 股碼	漲跌 (VND)	漲跌%
SGR	2700	6.99%
ABS	2700	6.92%
FRT	1950	6.89%
TSC	330	6.89%
ICT	1550	6.89%

上漲排名/ 股碼	漲跌(VND)	漲跌%
DTD	2900	8.41%
LIG	600	7.50%
LAS	600	5.66%
PSD	900	5.33%
VGS	800	4.44%

上漲排名/ 股碼	漲跌(VND)	漲跌%
CLX	2790	14.53%
VNB	1867	12.12%
SGP	1758	10.72%
TID	2242	7.19%
MPC	2386	6.38%

下跌排名/ 股碼	漲跌 (VND)	漲跌%
HQC	-230	-6.99%
FLC	-500	-6.49%
ROS	-230	-5.61%
DGW	-4500	-3.42%
FIT	-400	-3.28%

下跌排名/ 股碼	漲跌(VND)	漲跌%
S99	-1300	-4.36%
TVC	-300	-2.42%
NRC	-500	-1.86%
TAR	-400	-1.73%
ART	-100	-1.67%

下跌排名/ 股碼	漲跌(VND)	漲跌%
VLB	-4417	-9.30%
CC1	-1611	-7.67%
PVM	-1682	-5.70%
LTG	-855	-2.35%
KLB	-351	-1.86%

*註：市值 > 5,000 億越南盾；成交值 > 15 億越南盾

市值排名/ 股碼	Bil.VND
VCB	354,569
VIC	354,140
VHM	326,649
VNM	210,041
GAS	177,615

市值排名/ 股碼	Bil.VND
THD	70,630
SHB	33,085
BAB	23,310
VCS	14,496
PVS	11,758

市值排名/ 股碼	Bil.VND
ACV	161,959
MCH	69,946
VEA	61,214
BSR	50,312
MSR	25,053

交易量排 名/股碼	成交值	30 日均
STB	53,750,875	23,269,925
FLC	51,129,400	20,470,560
ROS	28,733,900	15,701,985
HQC	27,970,400	16,205,530
POW	25,717,600	16,154,850

交易量排 名/股碼	成交值	30 日均
SHB	44,963,690	29,856,499
PVS	13,155,546	14,750,884
HUT	7,343,514	6,672,944
NVB	7,150,118	6,050,163
KLF	6,828,455	5,991,689

交易量排 名/股碼	成交值	30 日均
PVM	22,707,708	1,891,162
BSR	11,290,373	17,354,671
ABB	4,548,460	2,035,281
VHG	3,928,661	1,660,566
PAS	2,462,600	1,459,432

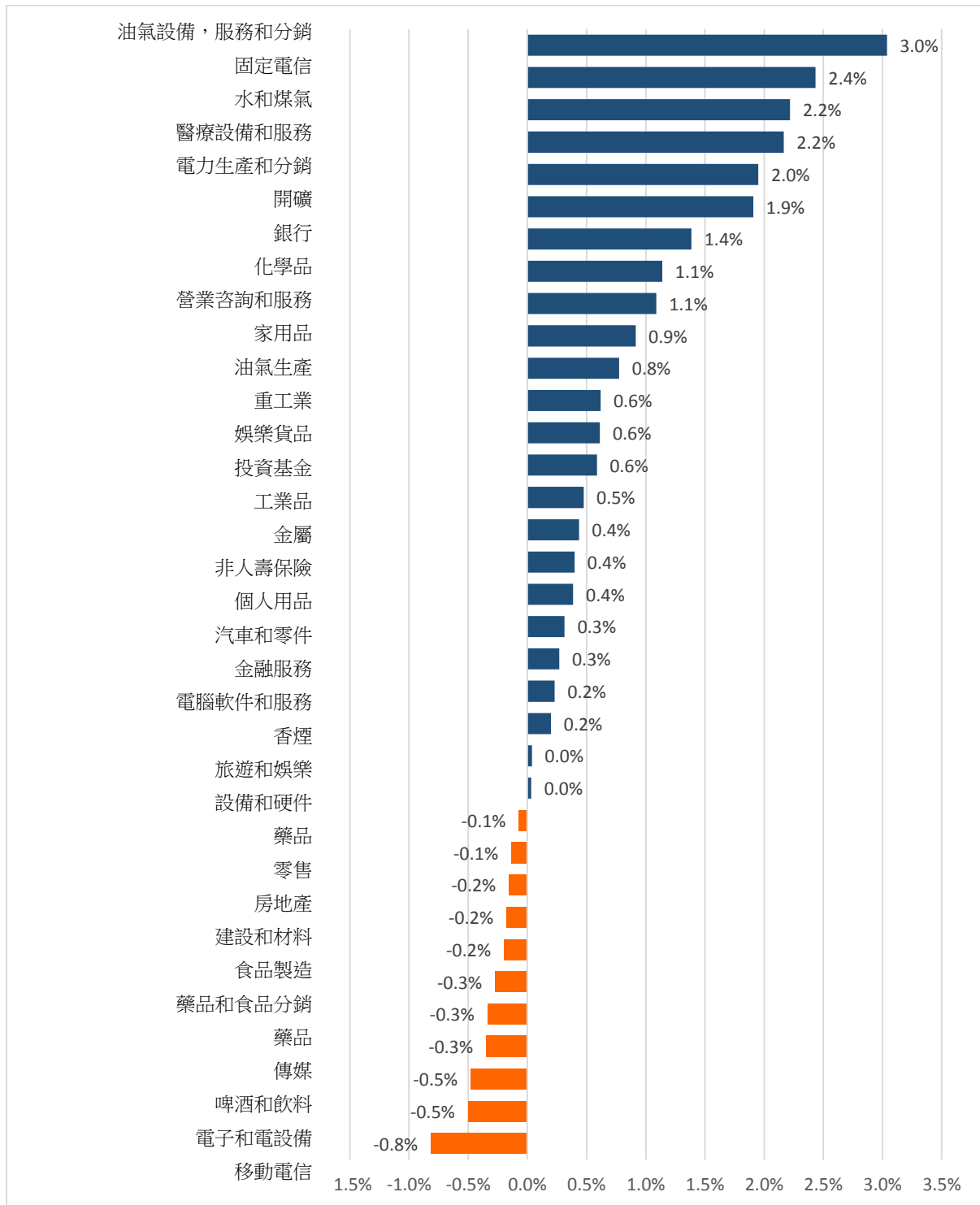
資料源: Bloomberg & Yuanta Research

資料源: Bloomberg & Yuanta
Research

資料源: Bloomberg & Yuanta Research

We Create Fortune

各行業板塊的交易走勢



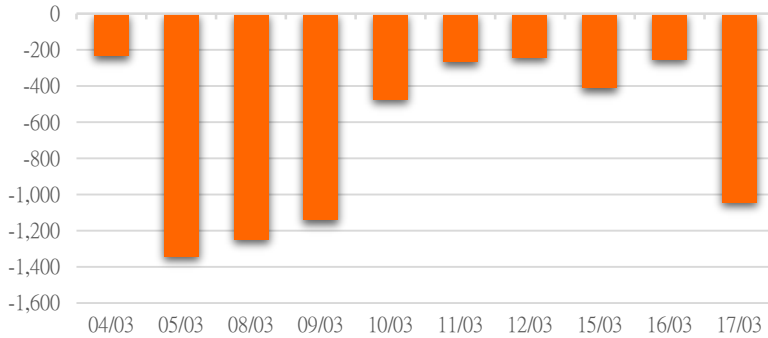
資料源: FiinPro - YSVN



We Create Fortune

外資買進賣統計

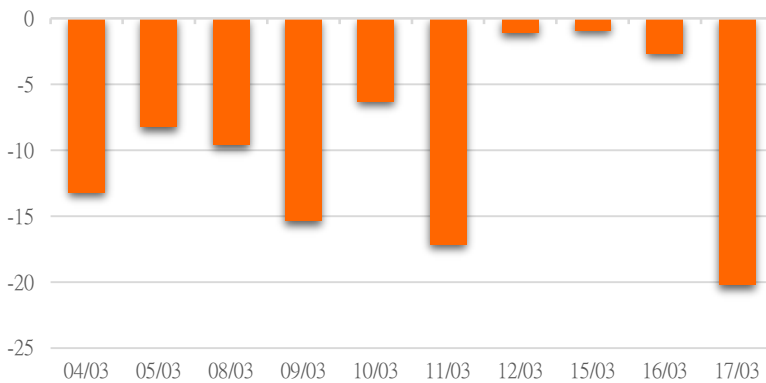
HSX 外資每日買/賣超



證券代碼	買超金額 (百萬盾)	證券代碼	賣超金額 (百萬盾)
PLX	91,038	CTG	228,132
FUEVFNVD	77,691	VNM	203,926
KBC	59,467	POW	148,268
MBB	43,827	HPG	82,609
OCB	18,132	VHM	76,075

HSX 外資買/賣超的前 5 名

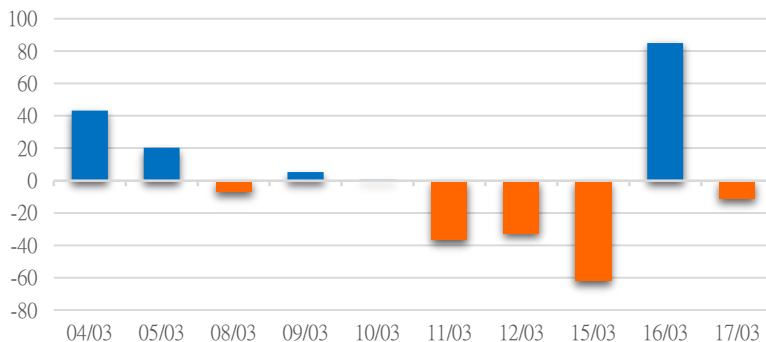
HNX 外資每日買/賣超



證券代碼	買超金額 (百萬盾)	證券代碼	賣超金額 (百萬盾)
PVG	541	PVS	12,107
BAX	341	SDT	4,875
DP3	309	PMB	986
CAP	279	PDB	798
S99	141	BCC	561

HNX 外資買/賣超的前 5 名

UPCOM 外資每日買/賣超



證券代碼	買超金額 (百萬盾)	證券代碼	賣超金額 (百萬盾)
SIP	2,220	ACV	10,622
MML	1,667	VEA	1,553
BVB	695	QNS	766
MCH	671	HNI	342
PVM	473	MFS	176

UPCOM 外資買/賣超的前 5 名

源: FiinPro - YSVN



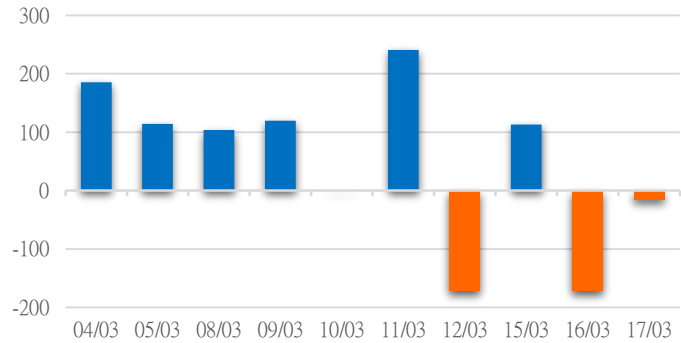
We Create **Fortune**

自營進出統計

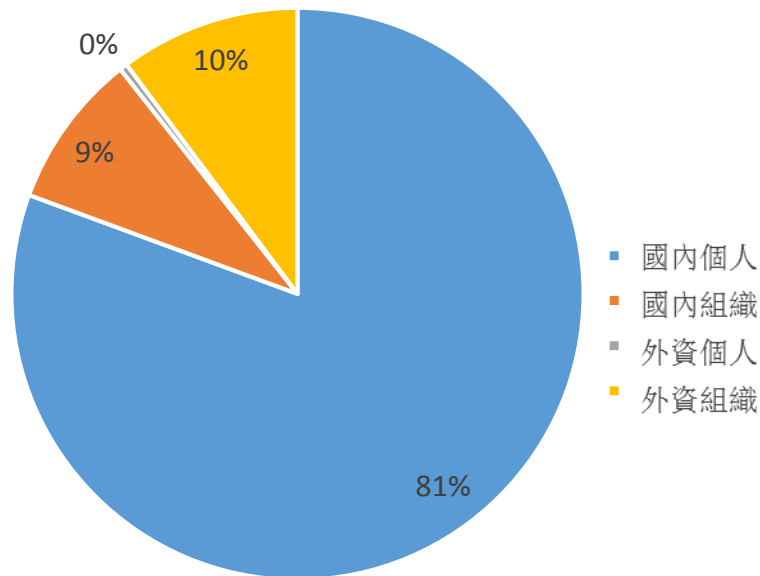
證券代碼	買超金額 (百萬盾)	證券代碼	賣超金額 (百萬盾)
CTG	25,640	FUEVFNVD	75,796
MWG	11,464	KBC	24,591
MBB	7,162	HDG	14,520
PNJ	6,574	IJC	9,641
FPT	5,886	PHC	7,894

券商自營交易最大前名

券商自營交易每日買/賣超 (bil.VND)



越南證券市場投資人類別統計

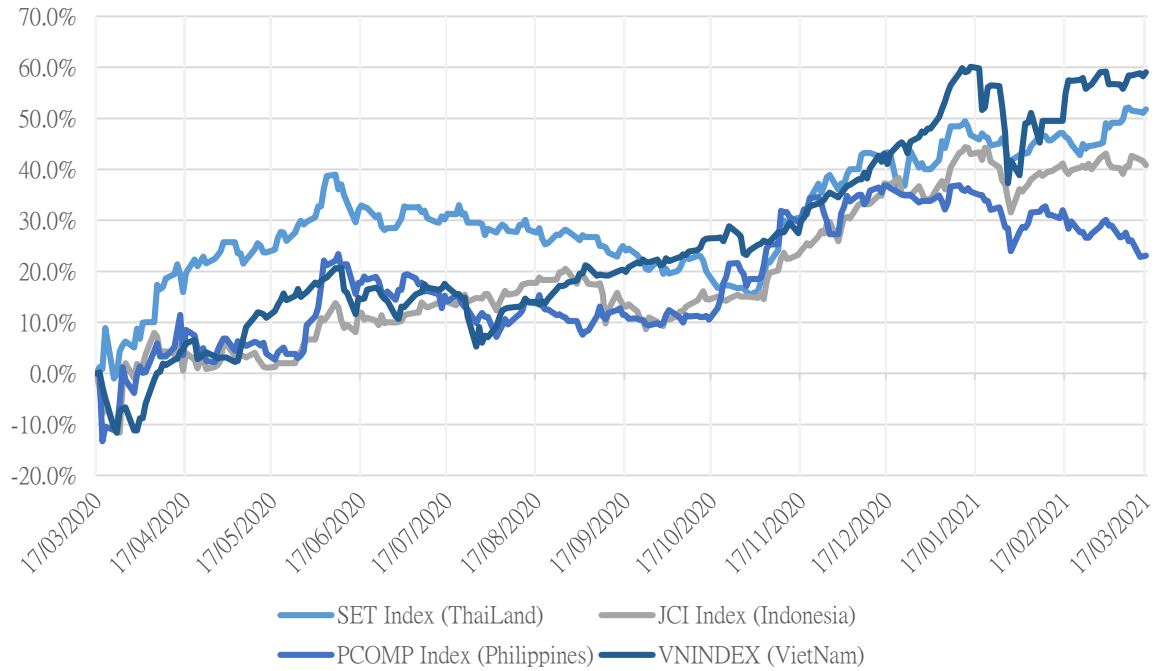


資料源: FinPro - YSVN



We Create Fortune

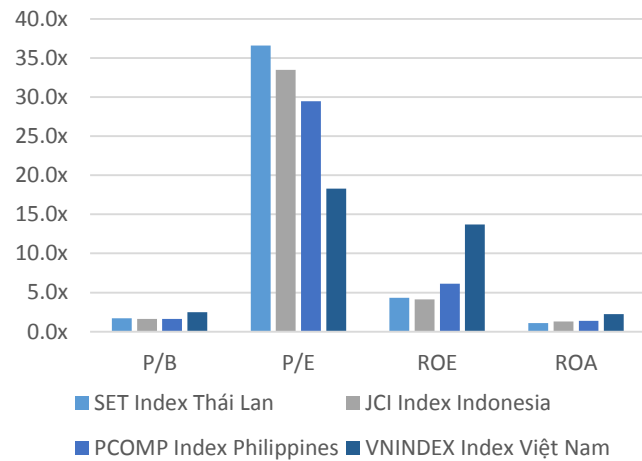
東南亞主要市場走勢比較



東南亞主要市場數據

		Thailand	Indonesia	Philippines	Vietnam
P/B		1.7x	1.6x	1.6x	2.5x
P/E		36.6x	33.5x	29.5x	18.3x
ROE	%	4.34	4.13	6.15	13.70
ROA	%	1.09	1.29	1.38	2.23
Vốn hóa	Bil.USD	574.89	509.71	170.98	191.11
GTGD	Bil.USD	2.47	0.71	0.07	0.58
LS cổ tức	%	2.45	2.22	1.87	1.36

源：Bloomberg & YSVN





We Create **Fortune**

元大證券（越南）公司

個人客戶分析部

Nguyễn Th ê Minh

研究分析經理

+84 28 3622 6868 ext 3826

minh.nguyen@yuanta.com.vn

Lý Thị Hi ền n

研究分析主管

+84 28 3622 6868 ext 3908

hien.ly@yuanta.com.vn

Quách Đức Khánh

高級分析專員

+84 28 3622 6868 ext 3833

khanh.quach@yuanta.com.vn

Khổng Hữu Hiệp

高級分析專員

+84 28 3622 6868 ext 3912

hiep.khong@yuanta.com.vn

Nguyễn Trịnh Ngọc Hồng

高級分析專員

+84 28 3622 6868 ext 3832

hong.nguyen@yuanta.com.vn

Phạm Tấn Phát

高級分析專員

+84 28 3622 6868 ext 3880

phat.pham@yuanta.com.vn

個人客戶業務部

Nguyễn Thanh Tùng

總公司業務經理

+84 28 3622 6868 ext 3609

tung.nguyen@yuanta.com.vn

Phạm Đắc Thành

北部區域經理

+84 28 3622 6868 ext 3416

thanh.pham@yuanta.com.vn

Nguyễn Mạnh Hoạt

南部區域經理(胡志明市區域)

+84 28 3622 6868 ext 3847

hoat.nguyen@yuanta.com.vn

Lương Kỷ Ty

堤岸分行經理

+84 28 3622 6868 ext 3653

ty.luong@yuanta.com.vn

Bùi Quốc Phong

同奈分行經理

+84 28 3622 6868 ext 3701

phong.bui@yuanta.com.vn

Võ Thị Thu Thủy

平陽分行經理

+84 28 3622 6868 ext 3505

thuy.vo@yuanta.com.vn

Nguyễn Việt Quang

河內分行經理

+84 28 3622 6868 ext 3404

quang.nguyen@yuanta.com.vn

Võ Đình Tuấn

峴港分行經理

+84 28 3622 6868 ext 3301

tuan.vo@yuanta.com.vn

Đinh Thị Thu Cúc

頭頓分行經理

+84 28 3622 6868 ext 3203

cuc.dinh@yuanta.com.vn



We Create **Fortune**

Appendix A: Important Disclosures

Analyst Certification

Each research analyst primarily responsible for the content of this research report, in whole or in part, certifies that with respect to each security or issuer that the analyst covered in this report: (1) all of the views expressed accurately reflect his or her personal views about those securities or issuers; and (2) no part of his or her compensation was, is, or will be, directly or indirectly, related to the specific recommendations or views expressed by that research analyst in the research report.

Ratings Definitions

BUY: We have a positive outlook on the stock based on our expected absolute or relative return over the investment period. Our thesis is based on our analysis of the company's outlook, financial performance, catalysts, valuation and risk profile. We recommend investors add to their position.

HOLD-Outperform: In our view, the stock's fundamentals are relatively more attractive than peers at the current price. Our thesis is based on our analysis of the company's outlook, financial performance, catalysts, valuation and risk profile.

HOLD-Underperform: In our view, the stock's fundamentals are relatively less attractive than peers at the current price. Our thesis is based on our analysis of the company's outlook, financial performance, catalysts, valuation and risk profile.

SELL: We have a negative outlook on the stock based on our expected absolute or relative return over the investment period. Our thesis is based on our analysis of the company's outlook, financial performance, catalysts, valuation and risk profile. We recommend investors reduce their position.

Under Review: We actively follow the company, although our estimates, rating and target price are under review.

Restricted: The rating and target price have been suspended temporarily to comply with applicable regulations and/or Yuanta policies.

Note: Yuanta research coverage with a Target Price is based on an investment period of 12 months. Greater China Discovery Series coverage does not have a formal 12 month Target Price and the recommendation is based on an investment period specified by the analyst in the report.

Global Disclaimer

© 2018 Yuanta. All rights reserved. The information in this report has been compiled from sources we believe to be reliable, but we do not hold ourselves responsible for its completeness or accuracy. It is not an offer to sell or solicitation of an offer to buy any securities. All opinions and estimates included in this report constitute our judgment as of this date and are subject to change without notice.

This report provides general information only. Neither the information nor any opinion expressed herein constitutes an offer or invitation to make an offer to buy or sell securities or other investments. This material is prepared for general circulation to clients and is not intended to provide tailored investment advice and does not take into account the individual financial situation and objectives of any specific person who may receive this report. Investors should seek financial advice regarding the appropriateness of investing in any securities, investments or investment strategies discussed or recommended in this report. The information contained in this report has been compiled from sources believed to be reliable but no representation or warranty, express or implied, is made as to its accuracy, completeness or correctness. This report is not (and should not be construed as) a solicitation to act as securities broker or dealer in any jurisdiction by any person or company that is not legally permitted to carry on such business in that jurisdiction.

Yuanta research is distributed in the United States only to Major U.S. Institutional Investors (as defined in Rule 15a-6 under the Securities Exchange Act of 1934, as amended and SEC staff interpretations thereof). All transactions by a US person in the securities mentioned in this report must be effected through a registered broker-dealer under Section 15 of the Securities Exchange Act of 1934, as amended. Yuanta research is distributed in Taiwan by Yuanta Securities Investment Consulting. Yuanta research is distributed in Hong Kong by Yuanta Securities (Hong Kong) Co. Limited, which is licensed in Hong Kong by the Securities and Futures Commission for regulated activities, including Type 4 regulated activity (advising on securities). In Hong Kong, this research report may not be redistributed, retransmitted or disclosed, in whole or in part or any form or manner, without the express written