

當日市場：VN-Index 在 1180 點以下震盪

2021/03/26

市場走勢

市場指數	VNI	HNI	UPCOM
收盤	1,163.10	267.19	80.38
%日	0.11%	-0.56%	-0.15%
%週	-2.05%	-2.84%	-1.48%
%月	-0.02%	12.95%	5.62%
%年	76.24%	177.14%	65.95%

成交值(十億盾)

當日	16,970	1,587	948
日均量/週	16,063	2,655	1,273
日均量/月	15,402	2,399	1,239

外資進出

買進	1,681.97	11.65	151.14
賣出	1,413.22	8.63	127.43
買賣超	268.75	3.02	23.71

市場漲跌家數

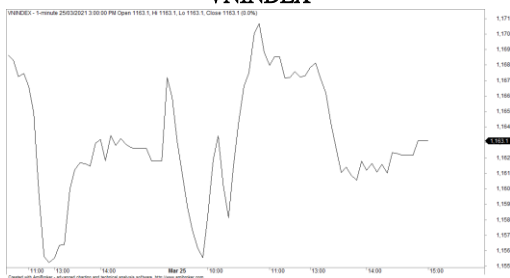
上漲	155	84	118
下跌	189	127	158
持平	71	151	627

市場指標

P/E	17.96	18.09	29.53
總市值 (兆盾)	4,389	322	1,084
股息殖利率	2.80%	3.51%	3.77%

資料源: Bloomberg - YSVN

VNINDEX



HNIINDEX



市場走勢

當低價供應受到抑制時，VN 指數交易時段狹窄。然而，該指數收盤微升 0.11%，停在 1163.1 點。相反，HNX 指數下跌 0.56%，暫時停在 267.19 點。Upcom-Index 略有下降。這三個交易所的配對交易額達到 157650 億越南盾，比上週末下降近 15%。

VIC (+2.3%) 連續第二個交易日上漲，報 111,400 越南盾。然而，在接近尾盤時，在價格於 112,400 越南盾創下高位後就收窄了漲幅。

STB (+1.9%)，CTG (+1%)，PNJ (+1.1%)，MSN (+1.1%) 是漲幅最大的藍籌股。相反，對 SSI，SBT，HPG，REE，POW 進行了調整。

中型股和仙股的分化程度更高。最近，FLC (+6.7%)，HAP (+4.1%)，TTF (+3.2%) 和 VIX (+6.3%) 等股票強勁上漲並表現良好。

整個市場上，外資買超超過 2,950 億越南盾。但是，購買量集中在 VIC (7,450 億)，NVL (330 億)，GAS (240 億)。外資拋售 VNM (1320 億)，CTG (920 億) 和 SSI (630 億) 最多。

市場短期觀點

我們認為 VN-Index 可能會跌破 1,180 點，並且在接下來的幾個交易日中可能無法突破 1,150 點的支撐位。同時，觸底需求可能會增加，並且在接下來的幾個交易日中市場可能會出現技術性的復甦。但是，短期風險仍然很高，表明賣壓並未顯示出減弱的跡象。

整體市場的短期趨勢仍然為中性。因此，我們建議短期投資者遠離市場，並在復蘇時期出售投資項目中的部分股票比重。

請在 <https://ysradar.yuanta.com.vn/> 查看有關股票的信號。

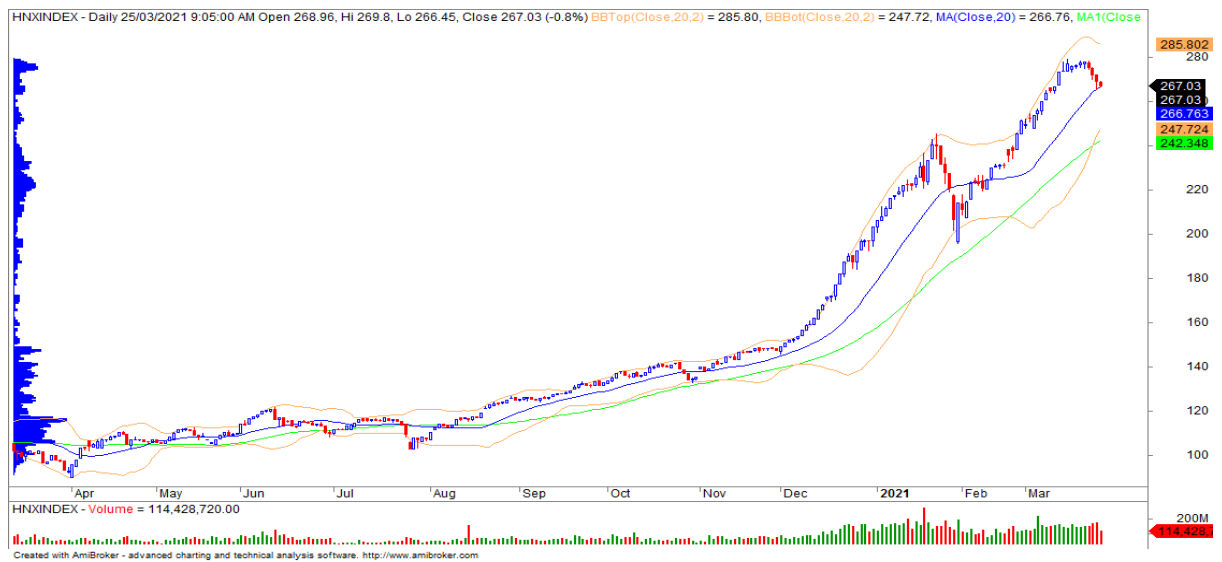


We Create Fortune

技術分析圖



VN-Index 指數技術分析圖



HNX-Index 指數技術分析圖

指數	短期趨勢	中期趨勢	阻力區 1	阻力區 2	支撐區 1	支撐區 2
VN-Index	中性	上漲	1200	1230	1050	970
HNX-Index	中性	上漲	276	298	196	180
VN30	中性	上漲	1200	1232	1042	960
VNMidcaps	中性	上漲	1,430	1500	969	963
VNSmallcaps	中性	上漲	1235	1280	822	804

We Create Fortune

胡志明市交易所 (HSX)

	收盤	漲跌%
VNI	1163.1	0.11%
VN30	1164.64	-0.08%
VN Mid	1418.62	-0.03%
VN Small	1257.69	-0.21%

河內交易所 (HSX)

	收盤	漲跌%
HNI	267.19	-0.56%
HN30	387.11	-0.86%
VNX AllSh	1126.7	-0.02%

UPCOM 市場 (UPCoM)

	收盤	漲跌%
UPCoM	80.38	-0.15%

外資交易	成交值 (Bil.VND)
買進	1681.97
賣出	1413.22
買超/賣超	268.75

外資交易	成交值 (Bil.VND)
買進	11.65
賣出	8.63
買超/賣超	3.02

外資交易	成交值 (Bil.VND)
買進	151.14
賣出	127.43
買超/賣超	23.71

上漲排名/ 股碼	漲跌 (VND)	漲跌%
SSB	1400	6.95%
SGR	2300	6.93%
EVG	680	6.92%
TMS	3600	6.82%
FLC	660	6.74%

上漲排名/ 股碼	漲跌(VND)	漲跌%
HLD	1900	5.85%
VCS	4000	4.49%
S99	900	3.44%
DTD	1100	2.90%
IDV	2300	2.89%

上漲排名/ 股碼	漲跌(VND)	漲跌%
ORS	1425	7.79%
PPH	1310	5.16%
MCH	5081	4.87%
SGP	781	4.07%
EIN	310	1.64%

下跌排名/ 股碼	漲跌 (VND)	漲跌%
CVT	-3000	-5.48%
SHI	-700	-4.93%
CCL	-650	-4.66%
FTS	-800	-4.62%
VNE	-300	-3.85%

下跌排名/ 股碼	漲跌(VND)	漲跌%
KLF	-200	-5.26%
BCC	-600	-4.88%
CEO	-600	-4.72%
AMV	-500	-3.94%
PLC	-900	-3.16%

下跌排名/ 股碼	漲跌(VND)	漲跌%
VNB	-3869	-11.83%
TID	-3464	-9.70%
G36	-687	-4.87%
DDV	-463	-3.31%
MPC	-846	-2.28%

*註：市值 > 5,000 億越南盾；成交值 > 15 億越南盾

市值排名/ 股碼	Bil.VND
VIC	364,964
VCB	351,231
VHM	319,741
VNM	206,279
GAS	172,447

市值排名/ 股碼	Bil.VND
THD	69,055
SHB	31,509
BAB	21,042
VCS	14,240
IDC	11,400

市值排名/ 股碼	Bil.VND
ACV	157,781
MCH	73,907
VEA	58,540
BSR	50,272
VEF	23,762

交易量排 名/股碼	成交值	30 日均
FLC	55,471,500	25,218,850
ROS	33,110,200	18,810,105
STB	28,724,300	23,500,500
HPG	20,379,000	18,632,780
CVT	18,779,964	20,400

交易量排 名/股碼	成交值	30 日均
KLF	14,730,998	8,202,904
SHB	12,569,076	33,320,676
HUT	7,660,306	6,834,021
PVS	6,958,469	13,425,180
ART	6,543,888	5,274,056

交易量排 名/股碼	成交值	30 日均
BSR	9,565,052	16,918,938
DDV	2,765,200	1,742,270
KSH	2,157,554	1,732,489
G36	2,016,891	1,613,367
SSN	1,792,155	724,794

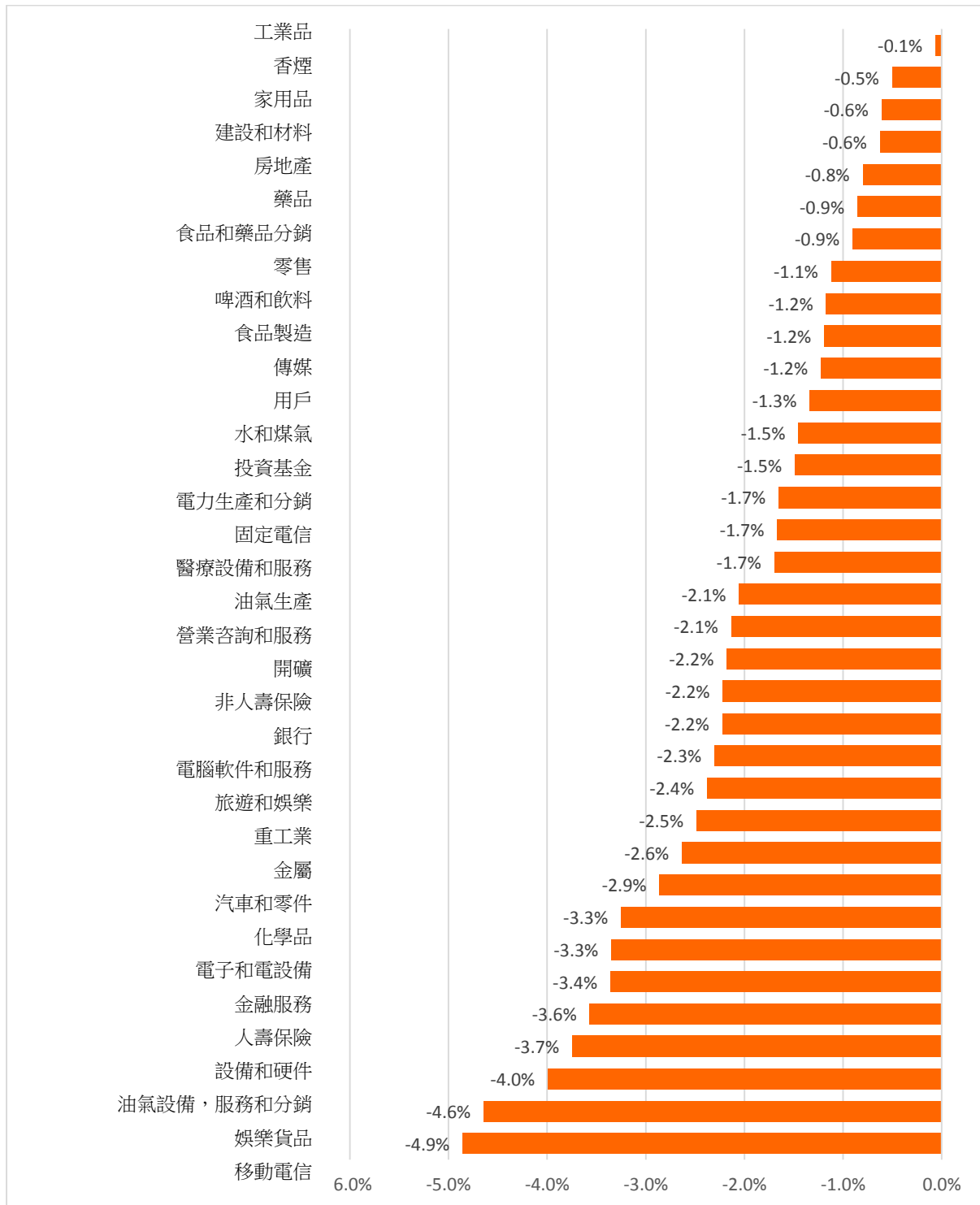
資料源: Bloomberg & Yuanta Research

資料源: Bloomberg & Yuanta
Research

資料源: Bloomberg & Yuanta Research

We Create Fortune

各行業板塊的交易走勢



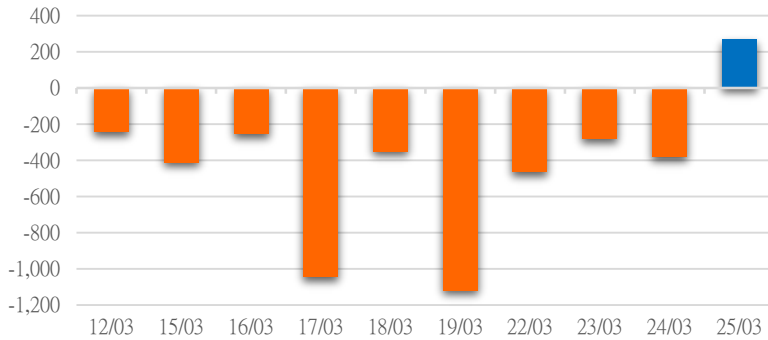
資料源: FiinPro - YSVN



We Create Fortune

外資買進賣統計

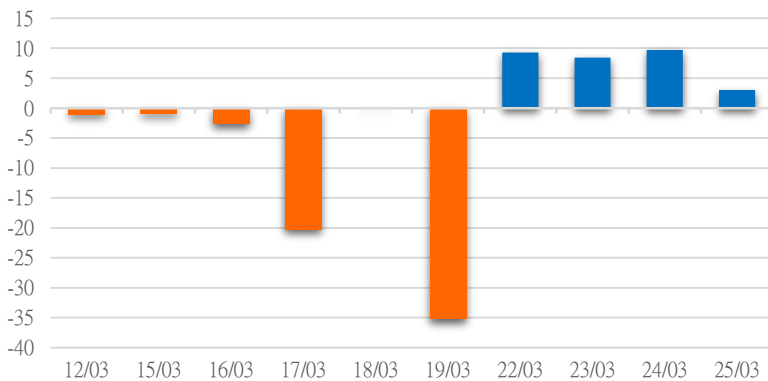
HSX 外資每日買/賣超



證券代碼	買超金額 (百萬盾)	證券代碼	賣超金額 (百萬盾)
VIC	744,690	VNM	132,381
NVL	33,227	CTG	91,791
GAS	24,144	SSI	62,974
KBC	22,786	HPG	52,851
FUEVFNVD	20,884	MBB	45,323

HSX 外資買/賣超的前 5 名

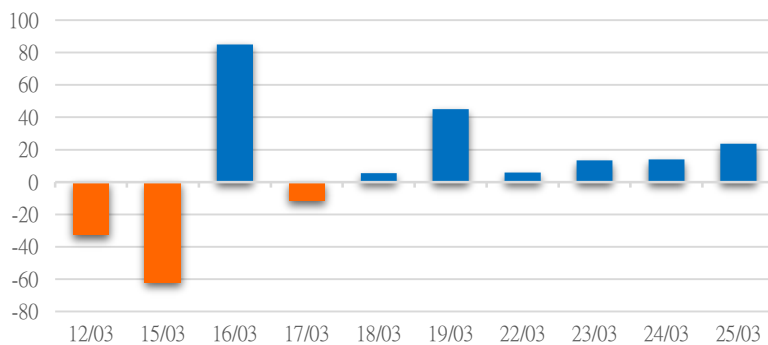
HNX 外資每日買/賣超



證券代碼	買超金額 (百萬盾)	證券代碼	賣超金額 (百萬盾)
VCS	4,092	AMV	984
DP3	753	PVC	957
IDJ	454	HHG	365
BVS	418	KTS	336
ITQ	194	MBG	242

HNX 外資買/賣超的前 5 名

UPCOM 外資每日買/賣超



證券代碼	買超金額 (百萬盾)	證券代碼	賣超金額 (百萬盾)
ACV	10,997	SSN	482
BSR	10,320	DAP	349
MCH	1,202	CTR	293
MML	1,032	PVM	284
TCW	331	GHC	262

UPCOM 外資買/賣超的前 5 名

源: FiinPro - YSVN



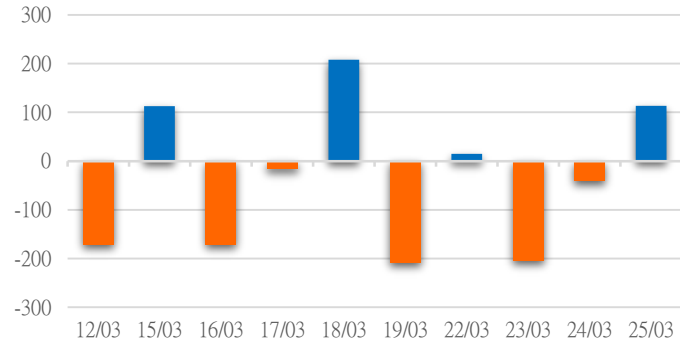
We Create Fortune

自營進出統計

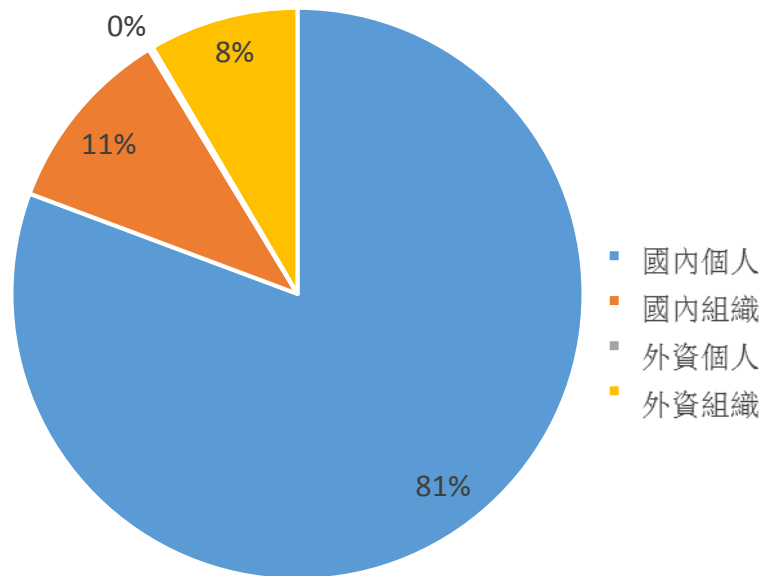
證券代碼	買超金額 (百萬盾)	證券代碼	賣超金額 (百萬盾)
VIC	78,225	FUEVFNVD	23,158
MWG	18,019	FPT	19,776
TCB	13,857	GVR	19,111
VPB	13,326	DGC	13,817
VRE	11,550	PET	4,939

券商自營交易最大前名

券商自營交易每日買/賣超 (bil.VND)



越南證券市場投資人類別統計

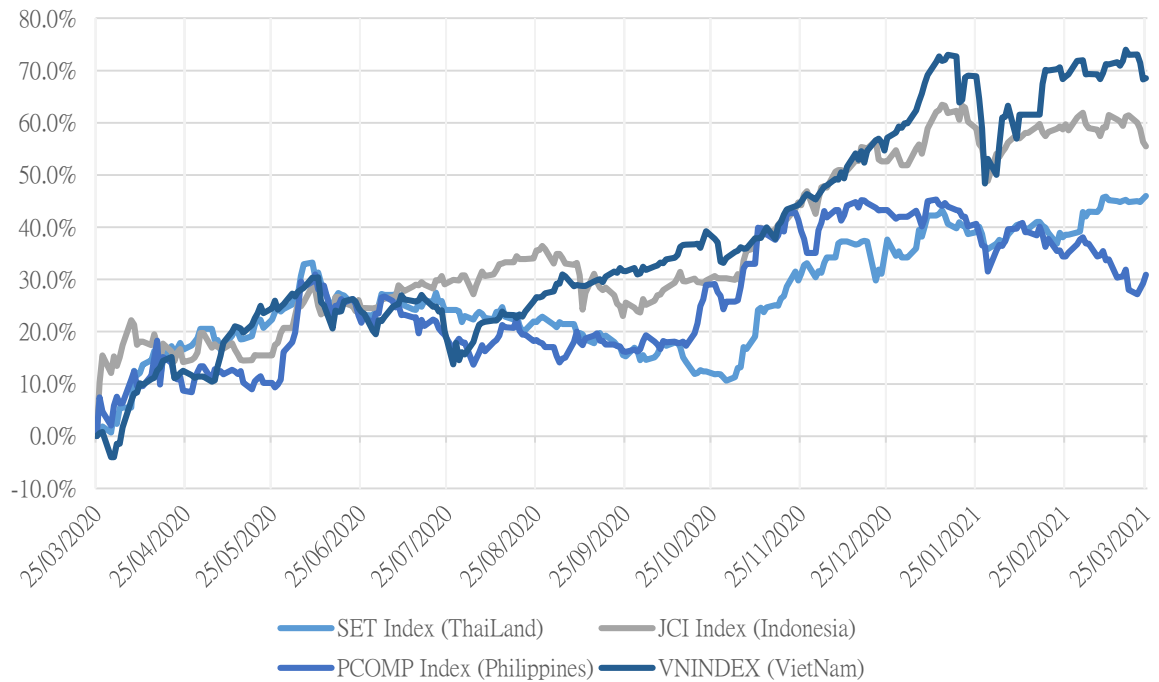


資料源: FiiPro - YSVN



We Create Fortune

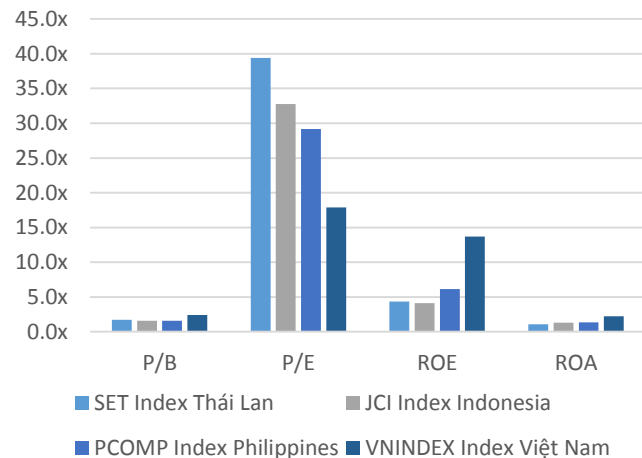
東南亞主要市場走勢比較



東南亞主要市場數據

		Thailand	Indonesia	Philippines	Vietnam
P/B		1.7x	1.6x	1.6x	2.4x
P/E		39.7x	32.4x	29.5x	18.0x
ROE	%	4.33	4.15	6.15	13.69
ROA	%	1.09	1.29	1.38	2.22
Vốn hóa	Bil.USD	571.11	500.45	170.25	187.87
GTGD	Bil.USD	2.40	0.65	0.07	0.63
LS cổ tức	%	2.44	2.19	1.77	1.38

源：Bloomberg & YSVN





We Create **Fortune**

元大證券（越南）公司

個人客戶分析部

Nguyễn Th ê Minh

研究分析經理

+84 28 3622 6868 ext 3826

minh.nguyen@yuanta.com.vn

Lý Thị Hi ền n

研究分析主管

+84 28 3622 6868 ext 3908

hien.ly@yuanta.com.vn

Quách Đức Khánh

高級分析專員

+84 28 3622 6868 ext 3833

khanh.quach@yuanta.com.vn

Khổng Hữu Hiệp

高級分析專員

+84 28 3622 6868 ext 3912

hiep.khong@yuanta.com.vn

Nguyễn Trịnh Ngọc Hồng

高級分析專員

+84 28 3622 6868 ext 3832

hong.nguyen@yuanta.com.vn

Phạm Tấn Phát

高級分析專員

+84 28 3622 6868 ext 3880

phat.pham@yuanta.com.vn

個人客戶業務部

Nguyễn Thanh Tùng

總公司業務經理

+84 28 3622 6868 ext 3609

tung.nguyen@yuanta.com.vn

Phạm Đắc Thành

北部區域經理

+84 28 3622 6868 ext 3416

thanh.pham@yuanta.com.vn

Nguyễn Mạnh Hoạt

南部區域經理(胡志明市區域)

+84 28 3622 6868 ext 3847

hoat.nguyen@yuanta.com.vn

Lương Kỷ Ty

堤岸分行經理

+84 28 3622 6868 ext 3653

ty.luong@yuanta.com.vn

Bùi Quốc Phong

同奈分行經理

+84 28 3622 6868 ext 3701

phong.bui@yuanta.com.vn

Võ Thị Thu Thủy

平陽分行經理

+84 28 3622 6868 ext 3505

thuy.vo@yuanta.com.vn

Nguyễn Việt Quang

河內分行經理

+84 28 3622 6868 ext 3404

quang.nguyen@yuanta.com.vn

Võ Đình Tuấn

峴港分行經理

+84 28 3622 6868 ext 3301

tuan.vo@yuanta.com.vn

Đinh Thị Thu Cúc

頭頓分行經理

+84 28 3622 6868 ext 3203

cuc.dinh@yuanta.com.vn



We Create **Fortune**

Appendix A: Important Disclosures

Analyst Certification

Each research analyst primarily responsible for the content of this research report, in whole or in part, certifies that with respect to each security or issuer that the analyst covered in this report: (1) all of the views expressed accurately reflect his or her personal views about those securities or issuers; and (2) no part of his or her compensation was, is, or will be, directly or indirectly, related to the specific recommendations or views expressed by that research analyst in the research report.

Ratings Definitions

BUY: We have a positive outlook on the stock based on our expected absolute or relative return over the investment period. Our thesis is based on our analysis of the company's outlook, financial performance, catalysts, valuation and risk profile. We recommend investors add to their position.

HOLD-Outperform: In our view, the stock's fundamentals are relatively more attractive than peers at the current price. Our thesis is based on our analysis of the company's outlook, financial performance, catalysts, valuation and risk profile.

HOLD-Underperform: In our view, the stock's fundamentals are relatively less attractive than peers at the current price. Our thesis is based on our analysis of the company's outlook, financial performance, catalysts, valuation and risk profile.

SELL: We have a negative outlook on the stock based on our expected absolute or relative return over the investment period. Our thesis is based on our analysis of the company's outlook, financial performance, catalysts, valuation and risk profile. We recommend investors reduce their position.

Under Review: We actively follow the company, although our estimates, rating and target price are under review.

Restricted: The rating and target price have been suspended temporarily to comply with applicable regulations and/or Yuanta policies.

Note: Yuanta research coverage with a Target Price is based on an investment period of 12 months. Greater China Discovery Series coverage does not have a formal 12 month Target Price and the recommendation is based on an investment period specified by the analyst in the report.

Global Disclaimer

© 2018 Yuanta. All rights reserved. The information in this report has been compiled from sources we believe to be reliable, but we do not hold ourselves responsible for its completeness or accuracy. It is not an offer to sell or solicitation of an offer to buy any securities. All opinions and estimates included in this report constitute our judgment as of this date and are subject to change without notice.

This report provides general information only. Neither the information nor any opinion expressed herein constitutes an offer or invitation to make an offer to buy or sell securities or other investments. This material is prepared for general circulation to clients and is not intended to provide tailored investment advice and does not take into account the individual financial situation and objectives of any specific person who may receive this report. Investors should seek financial advice regarding the appropriateness of investing in any securities, investments or investment strategies discussed or recommended in this report. The information contained in this report has been compiled from sources believed to be reliable but no representation or warranty, express or implied, is made as to its accuracy, completeness or correctness. This report is not (and should not be construed as) a solicitation to act as securities broker or dealer in any jurisdiction by any person or company that is not legally permitted to carry on such business in that jurisdiction.

Yuanta research is distributed in the United States only to Major U.S. Institutional Investors (as defined in Rule 15a-6 under the Securities Exchange Act of 1934, as amended and SEC staff interpretations thereof). All transactions by a US person in the securities mentioned in this report must be effected through a registered broker-dealer under Section 15 of the Securities Exchange Act of 1934, as amended. Yuanta research is distributed in Taiwan by Yuanta Securities Investment Consulting. Yuanta research is distributed in Hong Kong by Yuanta Securities (Hong Kong) Co. Limited, which is licensed in Hong Kong by the Securities and Futures Commission for regulated activities, including Type 4 regulated activity (advising on securities). In Hong Kong, this research report may not be redistributed, retransmitted or disclosed, in whole or in part or any form or manner, without the express written