

市場繼續累計

08/04/2021

合約走勢

	收盤	+/-	交易量	到期日	剩餘時間
單位	點數	點數	合約	日期	日
VN30F2104	1252.0	-0.1	101,647	15/04	10
VN30F2105	1250.9	0.9	196	20/05	45
VN30F2106	1248.1	-2.4	31	17/06	73
VN30F2109	1250.5	2.7	43	16/09	164

源自：Bloomberg - YSVN

合約的更改交易量和持倉量

	交易量	+/-	OI	+/-
單位	點數	點數		%
VN30F2104	101,647	-36.3%	28,700	
VN30F2105	196	-49.9%	687	
VN30F2106	31	-73.9%	454	
VN30F2109	43	-2.3%	253	

源自：Bloomberg - YSVN

合約的基差變動

	基差	前一盤	+/-
單位	點數	點數	點數
VN30F2104	-5.8	-3.3	-2.5
VN30F2105	-6.9	-3.3	-3.6
VN30F2106	-9.7	-4.9	-4.8
VN30F2109	-7.3	-7.6	0.3

源自：Bloomberg - YSVN

合約走勢

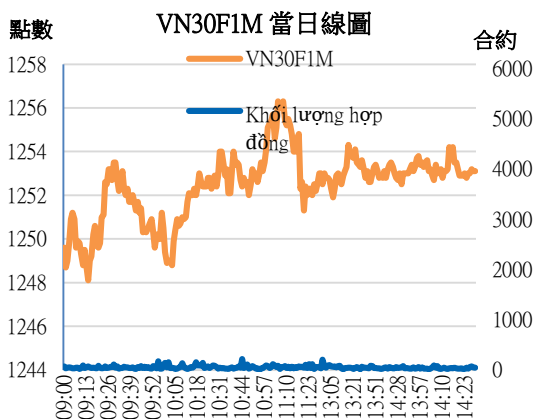
- 四個期貨合約收盤出現分化，其中 VN30F2105，VN30F2109 分別上漲了 0.9 和 2.7 點，而 VN30F2104，VN30F2106 卻下跌了 0.1 和 2.4 點。合約的基差為 5.8-9.7 點的負值，表明期貨市場比股票市場更為謹慎。
- VN30F2104 的交易量下降了 36%，VN30F2105 下降了 50%，VN30F2106 下降了 74%，而 VN30F2109 下降了 2%。

VN30F1M 的評估

- VN30F2104 繼續窄幅波動，價格圖表不斷累積，價格仍位於上升趨勢線上方，表明這是一個正的累積跨度。RSI 指標猶豫不決，但仍處於支撐位，即之前的最低點。同時，MACD 的信號線也變窄，該指標可能很快會再次顯示買進的信號。
- 因此，預計在 VN30F2104 升至 1260-1265 點之前，將在 1151-1152 得到支撐。

投資策略

當天策略 (Intraday)	多頭在 1251 點的支撐位開設，停損於 1246 點，目標為 1260-1263 點。
主要短期趨勢 策略 (Daily)	投資者考慮在合約上漲至 1260 點逐步平倉多頭，停損位於 1246 點。



Phạm Tấn Phát

高級分析專員

Email: phat.pham@yuanta.com.vn

Phone: (084) 28 3622 6868 ext 3880



We Create Fortune

VN30F1M 合約走勢圖

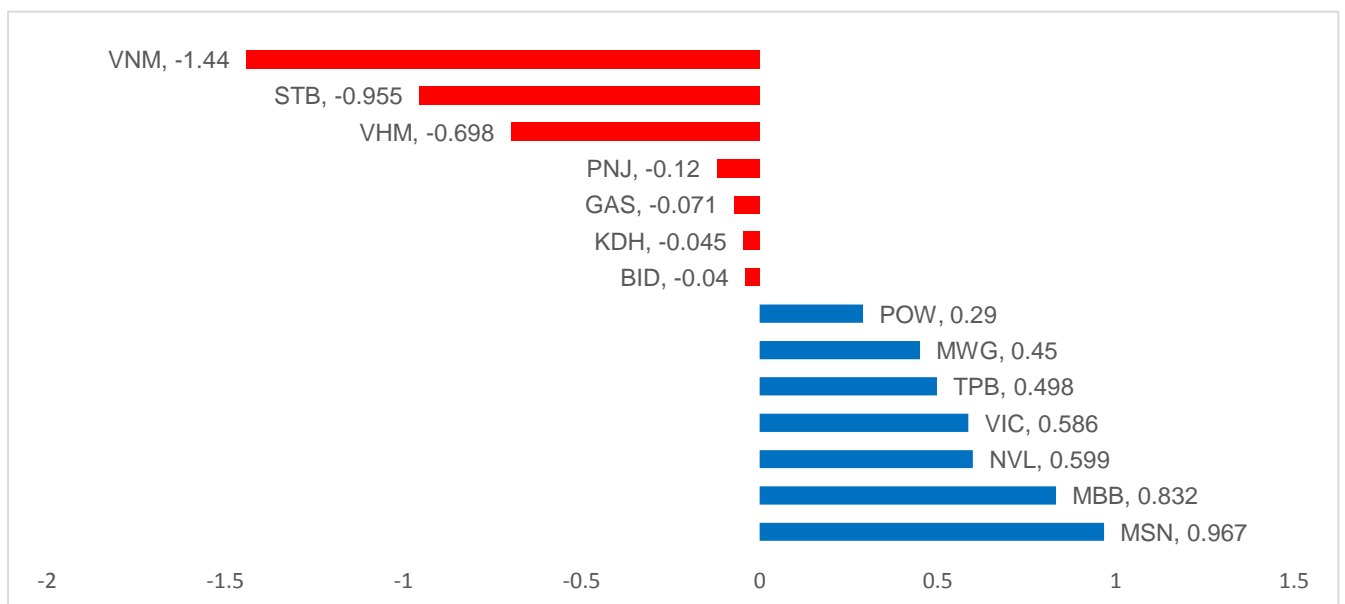


	VN30F2104-Daily	VN30F2104-30M
趨勢	上漲	上漲
支撐 1	1245	1251
支撐 2	1206	1246
阻力 1	1260	1260
阻力 2	1270	1265

VN30-INDEX 指數走勢

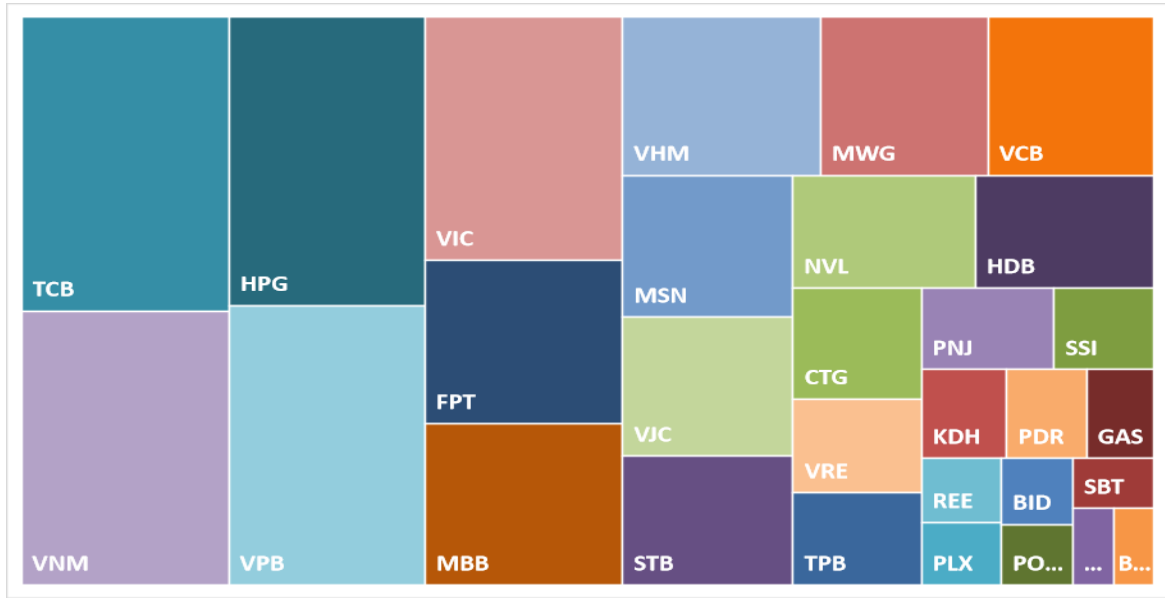
VN30-Index 上漲了 0.19%；MSN，MBB 和 NVL 為指數的漲幅貢獻了 2.4 點。另一方面，VNM，STB，VHM 是導致指數失去超過 3 點的股票。

VN30-INDEX 中最具有影響力的成份股

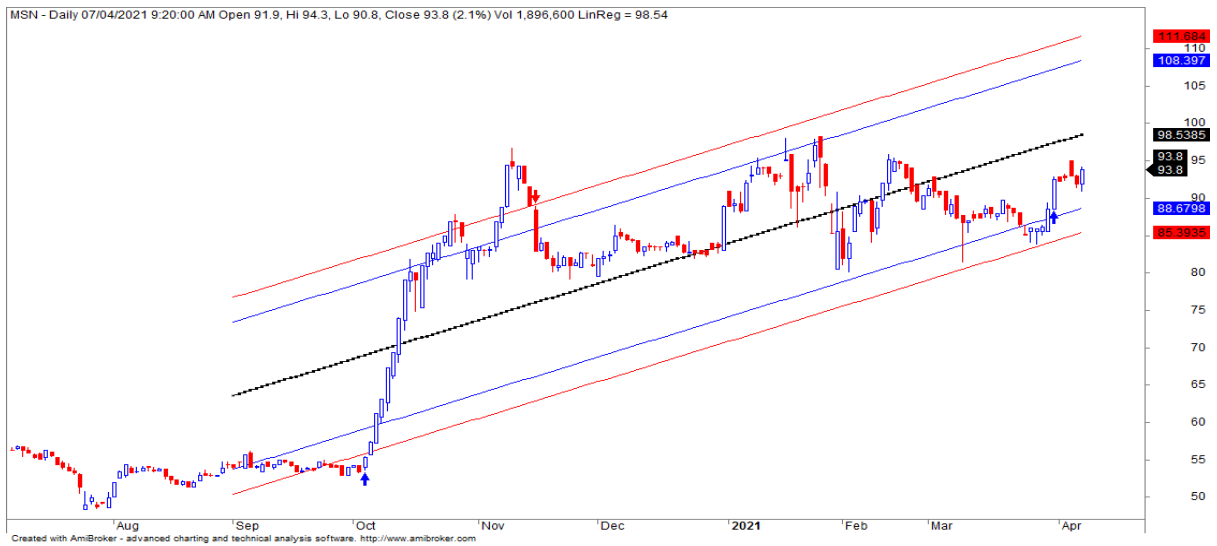


We Create **Fortune**

VN30-INDEX 中的資本化



VNM 的走勢圖





We Create **Fortune**

期貨合約的價格，交易量和開 OI 的數量

日期	VN30F2104	交易量	OI
07/04/2021	1,252.0	101,647	28,700
06/04/2021	1,252.1	159,608	28,700
05/04/2021	1,257.0	135,248	28,059
02/04/2021	1,234.0	135,248	28,059
01/04/2021	1,235.5	158,449	30,001
31/03/2021	1,191.9	154,028	27,309
30/03/2021	1,191.2	130,595	28,473
29/03/2021	1,183.0	166,664	28,590
26/03/2021	1,173.0	225,707	28,525

日期	VN30F2105	交易量	OI
07/04/2021	1250.9	196	687
06/04/2021	1250	391	687
05/04/2021	1259.4	256	554
02/04/2021	1231.9	256	554
01/04/2021	1233	484	526
31/03/2021	1190.8	297	394
30/03/2021	1191.9	239	385
29/03/2021	1182.2	316	333
26/03/2021	1172.6	439	278

日期	VN30F2106	交易量	OI
07/04/2021	1,248.1	31	454
06/04/2021	1,250.5	119	454
05/04/2021	1,252.1	100	399
02/04/2021	1,230.5	100	399
01/04/2021	1,230.0	169	402
31/03/2021	1,194.8	37	364
30/03/2021	1,190.9	51	370
29/03/2021	1,183.9	575	365
26/03/2021	1,174.9	94	356

日期	VN30F2109	交易量	OI
07/04/2021	1250.5	43	253
06/04/2021	1247.8	44	253
05/04/2021	1251.5	67	282
02/04/2021	1235	67	282
01/04/2021	1230	156	289
31/03/2021	1191	59	282
30/03/2021	1190.2	121	286
29/03/2021	1217	69	287
26/03/2021	1174	158	257



We Create Fortune

VN30 指數的成份股

股票代碼	企業名稱	產業	比重	收盤價	資本	PER	PBR	3 個月成交量	外資持股	52 週走高	Thấp 52 Tuần
		單位	%	VND	Bil. VND	x	x	'000 cp	%	VND	VND
BID	越南投資與發展商業股份銀行	金融	0.7%	45,550	183,203	26.2	2.4	2,380	17%	50,600	33,100
KDH	Khang Dien 住房投資和營業股份 公司	房地產	1.1%	30,850	17,239	15.1	2.1	1,565	34%	35,800	17,524
CTG	越南工商股份銀行	金融	2.4%	43,000	160,106	11.7	1.9	11,417	27%	43,800	18,400
TCH	Hoang Huy 金融服務投資股份 公司	工業	0.6%	26,400	9,885	10.3	1.9	7,267	11%	27,400	17,750
PLX	越南汽油集團	能源	0.7%	55,800	69,405	77.2	3.2	1,908	16%	59,600	38,000
BVH	Bao Viet 集團	金融	0.5%	63,400	47,063	30.4	2.4	904	27%	71,200	39,200
FPT	FPT 發展投資工藝股份 公司	CNTT	4.9%	79,600	62,399	17.6	4.0	2,477	49%	81,500	39,783
GAS	越南氣體總公司 - 股份 公司	公用服務	0.8%	89,100	170,533	21.7	3.5	988	3%	96,000	60,800
POW	越南電力石油股份 公司	公用服務	0.6%	13,950	32,669	14.9	1.2	14,270	4%	15,200	7,750
HDB	胡志明市發展商業股份 銀行	金融	3.0%	27,750	44,227	10.4	1.9	4,783	17%	28,300	11,697
HPG	Hoa Phat (和發) 集團股份 公司	原材料	8.9%	49,450	163,842	12.2	2.8	21,606	30%	49,600	15,208
MBB	軍隊貿易股份銀行	金融	5.3%	31,800	89,000	10.7	1.9	18,354	23%	32,050	13,140
MSN	Masan 集團股份 公司	必需消費品	3.8%	93,800	110,185	89.0	6.9	1,756	32%	98,200	48,900
MWG	世界移動通信投資股份 公司	非必需消費品	4.0%	134,500	63,945	15.5	3.9	1,125	49%	139,900	70,600
NVL	Nova 房地產投資集團股份 公司	房地產	3.2%	88,100	87,310	22.1	3.4	3,107	6%	88,500	50,229
PNJ	Phu Nhuan (富潤) 珠寶股份 公司	非必需消費品	1.7%	88,500	20,122	19.5	3.8	552	49%	89,700	49,800
REE	冷機電股份 公司	工業	0.7%	53,300	16,472	10.2	1.4	823	49%	59,600	28,900
PDR	Phat Dat 房地產開發股份 公司	房地產	1.2%	68,700	29,939	25.5	5.9	3,887	2%	69,000	18,421
TPB	Tien Phong 股份商業銀行	金融	1.8%	28,800	29,712	8.2	1.8	3,766	30%	31,000	13,505
SBT	Bien Hoa - Thanh Thanh Cong (邊和 - 成成功) 股份 公司	必需消費品	0.6%	22,700	14,009	24.0	1.8	4,352	8%	25,300	12,700
SSI	SSI 西貢證券股份 公司	金融	1.3%	35,350	22,831	16.9	2.2	12,873	41%	37,250	11,724
STB	西貢商信銀行 (sacombank)	金融	3.8%	22,300	40,221	15.0	1.4	30,498	10%	23,300	8,730
TCB	越南技商股份銀行 (Techcombank)	金融	9.5%	42,200	147,907	12.0	2.0	14,460	22%	42,550	16,250
VCB	越南外商貿易股份銀行	金融	4.1%	101,900	377,935	20.5	4.0	1,386	23%	108,500	65,200
VHM	Vinhomes 股份 公司	房地產	4.6%	100,500	330,596	12.1	3.9	2,653	22%	106,400	62,100
VIC	Vingroup 集團股份 公司	房地產	8.5%	127,700	431,936	75.6	5.3	1,589	14%	129,500	79,900
VJC	Vietjet 越捷航空股份 公司	工業	3.4%	133,000	69,671	1007.0	4.7	628	19%	138,500	94,300
VNM	越南牛奶股份 公司	必需消費品	8.2%	100,100	209,205	21.0	6.7	3,126	56%	117,200	79,833
VPB	Viet Nam Thinh Vuong (越南繁榮) 貿易股份銀行	金融	8.4%	46,500	114,146	10.9	2.2	5,512	23%	47,000	18,200
VRE	Vincom Retail 股份 公司	房地產	1.8%	35,400	80,440	33.8	2.7	5,937	30%	38,300	21,100



We Create Fortune

元大證券（越南）公司

個人客戶分析部

Nguyễn Thế Minh

研究分析經理

+84 28 3622 6868 ext 3826

minh.nguyen@yuanta.com.vn

Lý Thị Hiền

研究分析主管

+84 28 3622 6868 ext 3908

hien.ly@yuanta.com.vn

Quách Đức Khánh

高級分析專員

+84 28 3622 6868 ext 3833

khanh.quach@yuanta.com.vn

Khổng Hữu Hiệp

高級分析專員

+84 28 3622 6868 ext 3912

Hiep.khong@yuanta.com.vn

Nguyễn Trịnh Ngọc Hồng

高級分析專員

+84 28 3622 6868 ext 3832

hong.nguyen@yuanta.com.vn

Phạm Tấn Phát

高級分析專員

+84 28 3622 6868 ext 3880

phat.pham@yuanta.com.vn

個人客戶業務部

Nguyễn Thanh Tùng

總公司業務經理

+84 28 3622 6868 ext 3609

tung.nguyen@yuanta.com.vn

Phạm Đắc Thành

北部區域經理

+84 28 3622 6868 ext 3416

thanh.pham@yuanta.com.vn

Nguyễn Mạnh Hoạt

南部區域經理(胡志明市區域)

+84 28 3622 6868 ext 3847

hoat.nguyen@yuanta.com.vn

Lương Kỳ Ty

堤岸分行經理

+84 28 3622 6868 ext 3653

ty.luong@yuanta.com.vn

Bùi Quốc Phong

同奈分行經理

+84 28 3622 6868 ext 3701

phong.bui@yuanta.com.vn

Võ Thị Thu Thủy

平陽分行經理

+84 28 3622 6868 ext 3505

thuy.vo@yuanta.com.vn

Nguyễn Việt Quang

河內分行經理

+84 28 3622 6868 ext 3404

quang.nguyen@yuanta.com.vn

Võ Đình Tuấn

峴港分行經理

+84 28 3622 6868 ext 3301

tuan.vo@yuanta.com.vn

Đinh Thị Thu Cúc

頭頓分行經理

+84 28 3622 6868 ext 3203

cuc.dinh@yuanta.com.vn



We Create **Fortune**

Appendix A: Important Disclosures

Analyst Certification

Each research analyst primarily responsible for the content of this research report, in whole or in part, certifies that with respect to each security or issuer that the analyst covered in this report: (1) all of the views expressed accurately reflect his or her personal views about those securities or issuers; and (2) no part of his or her compensation was, is, or will be, directly or indirectly, related to the specific recommendations or views expressed by that research analyst in the research report.

Ratings Definitions

BUY: We have a positive outlook on the stock based on our expected absolute or relative return over the investment period. Our thesis is based on our analysis of the company's outlook, financial performance, catalysts, valuation and risk profile. We recommend investors add to their position.

HOLD-Outperform: In our view, the stock's fundamentals are relatively more attractive than peers at the current price. Our thesis is based on our analysis of the company's outlook, financial performance, catalysts, valuation and risk profile.

HOLD-Underperform: In our view, the stock's fundamentals are relatively less attractive than peers at the current price. Our thesis is based on our analysis of the company's outlook, financial performance, catalysts, valuation and risk profile.

SELL: We have a negative outlook on the stock based on our expected absolute or relative return over the investment period. Our thesis is based on our analysis of the company's outlook, financial performance, catalysts, valuation and risk profile. We recommend investors reduce their position.

Under Review: We actively follow the company, although our estimates, rating and target price are under review.

Restricted: The rating and target price have been suspended temporarily to comply with applicable regulations and/or Yuanta policies.

Note: Yuanta research coverage with a Target Price is based on an investment period of 12 months. Greater China Discovery Series coverage does not have a formal 12 months Target Price and the recommendation is based on an investment period specified by the analyst in the report.

Global Disclaimer

© 2020 Yuanta. All rights reserved. The information in this report has been compiled from sources we believe to be reliable, but we do not hold ourselves responsible for its completeness or accuracy. It is not an offer to sell or solicitation of an offer to buy any securities. All opinions and estimates included in this report constitute our judgment as of this date and are subject to change without notice.

This report provides general information only. Neither the information nor any opinion expressed herein constitutes an offer or invitation to make an offer to buy or sell securities or other investments. This material is prepared for general circulation to clients and is not intended to provide tailored investment advice and does not take into account the individual financial situation and objectives of any specific person who may receive this report. Investors should seek financial advice regarding the appropriateness of investing in any securities, investments or investment strategies discussed or recommended in this report. The information contained in this report has been compiled from sources believed to be reliable but no representation or warranty, express or implied, is made as to its accuracy, completeness or correctness. This report is not (and should not be construed as) a solicitation to act as securities broker or dealer in any jurisdiction by any person or company that is not legally permitted to carry on such business in that jurisdiction.

Yuanta research is distributed in the United States only to Major U.S. Institutional Investors (as defined in Rule 15a-6 under the Securities Exchange Act of 1934, as amended and SEC staff interpretations thereof). All transactions by a US person in the securities mentioned in this report must be effected through a registered broker-dealer under Section 15 of the Securities Exchange Act of 1934, as amended. Yuanta research is distributed in Taiwan by Yuanta Securities Investment Consulting. Yuanta research is distributed in Hong Kong by Yuanta Securities (Hong Kong) Co. Limited, which is licensed in Hong Kong by the Securities and Futures Commission for regulated activities, including Type 4 regulated activity (advising on securities). In Hong Kong, this research report may not be redistributed, retransmitted or disclosed, in whole or in part or any form or manner, without the express written consent of Yuanta Securities (Hong Kong) Co. Limited.