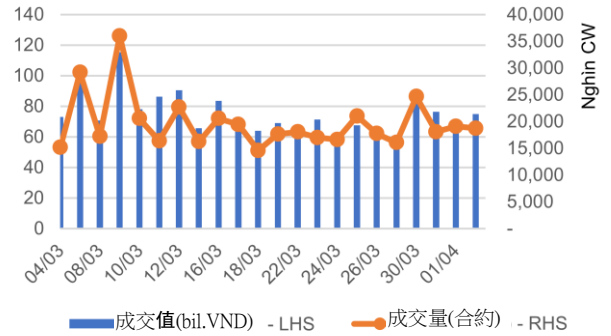


銀行股的權證是焦點

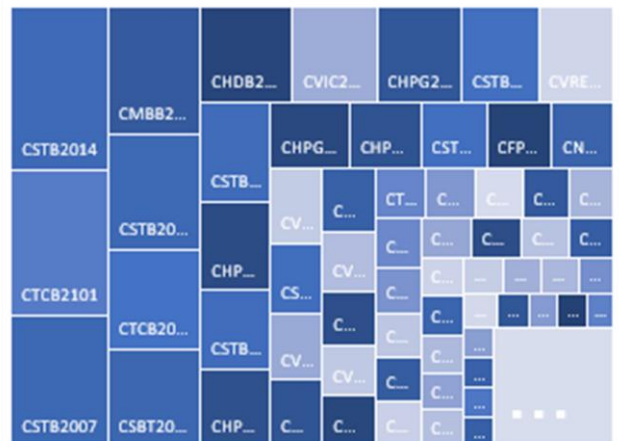
權證市場中的現金流繼續強烈流進 STB, MBB, HDB 和 TCB 等銀行股的權證中。與最近幾個交易日相比,市場流動性沒有突破,這表明投資者仍然非常謹慎。我們相信股票市場的當前趨勢已經改善,投資者可以增加具有短期積極趨勢的股票的權證的持有比例,例如 HPG, FPT, MWG, MBB, TCB, STB 等。

05/04/2021

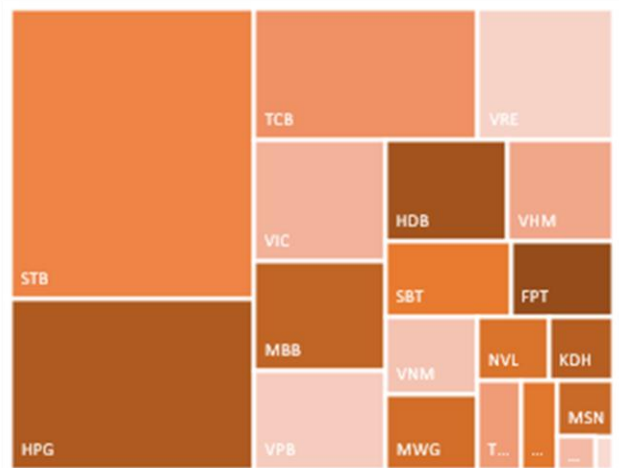
成交值和成交量



根據認股權證代碼分配成交值



根據標的股票代碼分配成交值



源自: YSVN



We Create Fortune

當日成交及相關指數

代碼	漲跌 (+/-%)	收盤	成交量 (合約)	成交值 (十億越盾)	現金 狀態	Premium	槓桿	剩餘 交易盤數	隱含 波動
CFPT2012	2.1%	5,850	48,200	0.28	ITM	0.6%	2.73	19	95%
CFPT2013	7.8%	13,860	8,700	0.12	ITM	-0.1%	2.88	2	0%
CFPT2014	2.5%	12,500	7,400	0.09	ITM	0.3%	3.19	3	171%
CFPT2016	1.3%	6,220	195,000	1.22	ITM	1.6%	2.57	55	74%
CFPT2017	2.4%	6,300	35,500	0.23	ITM	0.3%	3.17	14	73%
CFPT2101	1.8%	2,850	62,900	0.18	ITM	14.8%	3.43	64	91%
CHDB2007	2.7%	3,440	715,600	2.46	ITM	0.0%	2.61	15	0%
CHDB2008	4.2%	2,240	337,900	0.75	ITM	27.9%	2.20	19	293%
CHDB2101	7.0%	1,830	58,000	0.10	OTM	43.3%	1.32	121	136%
CHPG2014	2.2%	33,300	1,300	0.04	ITM	21.9%	1.47	10	500%
CHPG2018	4.7%	4,890	304,600	1.48	ITM	1.0%	2.51	28	99%
CHPG2020	2.1%	23,340	74,500	1.75	ITM	0.6%	2.10	60	0%
CHPG2022	2.1%	11,180	14,500	0.16	ITM	0.6%	2.19	19	127%
CHPG2024	4.5%	10,450	52,800	0.54	ITM	-1.3%	2.35	2	0%
CHPG2025	3.6%	14,500	56,000	0.81	ITM	-1.1%	3.38	3	0%
CHPG2026	4.4%	6,380	237,700	1.52	ITM	0.4%	3.84	24	47%
CHPG2101	0.3%	3,110	35,500	0.11	ITM	21.0%	2.60	121	84%
CHPG2102	3.7%	10,150	127,700	1.33	ITM	4.3%	4.29	64	53%
CHPG2103	1.0%	5,050	193,200	0.97	ITM	6.2%	4.16	65	61%
CHPG2104	2.4%	3,030	97,900	0.30	ITM	9.9%	4.08	64	70%
CHPG2105	6.2%	5,670	401,800	2.26	ITM	8.7%	3.60	89	65%
CKDH2001	4.4%	1,650	95,900	0.15	ITM	4.9%	4.69	28	89%
CKDH2002	0.0%	2,050	122,200	0.25	ITM	13.5%	3.31	94	83%
CKDH2004	0.4%	2,400	269,600	0.66	ITM	0.0%	6.52	3	0%
CKDH2101	0.6%	1,740	20,400	0.04	OTM	34.3%	1.59	121	109%
CMBB2010	4.5%	13,900	241,200	3.34	ITM	1.0%	2.13	49	85%
CMBB2101	3.4%	3,600	158,700	0.57	ITM	12.2%	3.42	65	92%
CMSN2007	0.0%	3,750	132,300	0.49	ITM	0.6%	2.50	15	124%
CMSN2009	0.0%	3,590	27,300	0.10	ITM	4.4%	2.61	28	145%
CMSN2012	2.9%	13,700	2,100	0.03	ITM	-1.5%	3.42	3	0%
CMSN2101	-5.0%	1,700	83,200	0.15	OTM	44.6%	1.26	121	146%
CMSN2102	0.0%	1,620	59,700	0.10	OTM	54.8%	0.85	121	152%
CMWG2013	2.4%	21,110	8,700	0.18	ITM	2.5%	3.12	60	64%
CMWG2015	0.6%	3,530	67,000	0.25	ITM	0.4%	3.81	24	41%
CMWG2016	0.0%	3,050	53,600	0.16	ITM	2.7%	4.14	47	57%
CMWG2017	2.8%	3,320	278,800	0.95	ITM	-0.2%	5.05	14	0%
CMWG2101	3.0%	2,770	20,000	0.06	ITM	7.3%	4.00	65	66%
CMWG2102	-1.8%	5,400	2,800	0.01	ITM	9.1%	3.83	84	61%
CMWG2103	0.0%	2,100	121,400	0.26	ITM	10.9%	4.25	64	65%
CNVL2003	-0.4%	2,250	525,100	1.16	ITM	5.5%	3.64	48	87%
CNVL2101	-2.1%	1,840	19,200	0.04	ITM	31.0%	2.15	121	126%
CPNJ2101	7.5%	1,720	98,700	0.17	ITM	7.3%	4.20	65	63%
CPNJ2102	7.4%	2,900	89,600	0.25	ITM	6.5%	4.63	84	45%
CPNJ2103	9.7%	2,950	161,500	0.47	ITM	5.5%	4.90	51	56%
CREE2006	0.0%	3,100	48,900	0.15	ITM	1.3%	4.33	24	67%
CREE2101	2.8%	2,930	8,300	0.02	ITM	11.2%	3.84	65	82%
CSBT2007	4.4%	3,810	659,600	2.53	ITM	-0.1%	3.10	15	0%
CSBT2101	0.0%	1,690	31,900	0.05	OTM	44.6%	1.27	121	147%
CSTB2007	10.1%	5,890	622,500	3.57	ITM	0.8%	1.92	15	185%
CSTB2010	10.4%	5,410	570,300	3.02	ITM	1.0%	2.09	48	87%



We Create Fortune

CSTB2014	9.8%	10,900	425,400	4.48	ITM	1.3%	2.07	49	97%
CSTB2016	14.7%	4,300	484,700	1.98	ITM	0.6%	2.63	19	102%
CSTB2017	18.3%	7,450	220,300	1.56	ITM	0.7%	3.03	14	105%
CSTB2101	13.5%	3,030	349,500	1.02	ITM	24.2%	2.33	121	93%
CSTB2102	7.8%	5,550	223,000	1.24	ITM	4.2%	3.81	43	76%
CSTB2103	4.4%	3,290	638,600	2.06	ITM	8.8%	3.01	89	78%
CTCB2012	1.0%	19,910	127,600	2.60	ITM	1.6%	2.07	83	73%
CTCB2013	1.4%	18,310	13,800	0.26	ITM	0.1%	2.25	19	0%
CTCB2101	0.0%	13,500	293,100	4.00	ITM	7.9%	2.79	130	66%
CTCB2102	1.9%	4,790	53,900	0.27	ITM	10.5%	3.55	65	83%
CTCB2103	2.7%	5,650	126,700	0.73	ITM	13.5%	2.99	89	88%
CTCH2001	0.7%	1,460	427,100	0.62	ITM	15.8%	3.13	28	153%
CTCH2003	0.0%	2,060	179,100	0.36	ITM	30.0%	1.89	94	135%
CTCH2101	0.0%	2,380	29,200	0.07	OTM	41.3%	1.45	121	150%
CVHM2006	9.1%	960	608,200	0.58	ITM	3.4%	5.18	15	102%
CVHM2008	8.2%	2,110	328,200	0.71	ITM	9.2%	4.03	48	86%
CVHM2010	5.7%	2,800	103,800	0.29	ITM	3.8%	3.59	19	126%
CVHM2101	1.0%	1,970	32,500	0.06	OTM	37.4%	1.54	121	123%
CVHM2102	1.9%	2,620	103,200	0.27	ITM	12.4%	3.27	65	97%
CVHM2103	5.3%	2,000	221,600	0.44	ITM	12.2%	3.85	43	99%
CVHM2104	2.3%	2,200	250,400	0.55	ITM	19.2%	2.87	89	87%
CVIC2004	-2.4%	1,220	831,900	0.99	ITM	1.1%	5.03	15	73%
CVIC2005	0.4%	2,310	958,800	2.28	ITM	5.7%	4.70	48	65%
CVIC2101	1.7%	1,800	212,100	0.38	OTM	32.4%	1.80	121	111%
CVIC2102	0.8%	2,680	238,500	0.65	ITM	3.1%	4.41	43	61%
CVJC2004	3.9%	1,060	112,400	0.12	ITM	3.3%	6.16	15	89%
CVJC2006	-0.7%	1,450	153,100	0.22	ITM	5.9%	4.34	48	74%
CVNM2011	15.5%	1,270	298,500	0.37	OTM	53.2%	0.14	48	193%
CVNM2014	361.5%	600	156,200	0.06	OTM	38.0%	0.00	3	257%
CVNM2101	2.2%	1,850	63,700	0.12	OTM	59.6%	0.57	121	159%
CVNM2102	3.0%	2,030	226,000	0.46	OTM	25.7%	2.06	65	109%
CVNM2103	0.5%	2,100	415,700	0.91	OTM	21.7%	2.54	51	116%
CVPB2011	3.6%	11,290	2,000	0.02	ITM	0.8%	2.05	19	149%
CVPB2013	6.7%	19,200	6,700	0.13	ITM	0.0%	2.41	3	0%
CVPB2015	-0.2%	20,680	20,200	0.43	ITM	1.0%	2.22	83	50%
CVPB2016	3.7%	19,800	25,900	0.51	ITM	1.3%	2.33	19	143%
CVPB2101	1.6%	5,040	113,800	0.57	ITM	1.9%	4.08	65	38%
CVPB2102	3.8%	5,500	136,600	0.75	ITM	0.6%	4.01	43	25%
CVPB2103	1.9%	5,930	186,500	1.11	ITM	4.7%	3.42	89	54%
CVRE2009	1.8%	1,120	361,200	0.41	ITM	8.1%	4.60	37	79%
CVRE2011	2.9%	1,400	395,500	0.56	ITM	10.7%	4.16	48	78%
CVRE2013	0.8%	8,060	57,600	0.47	ITM	5.1%	3.64	83	55%
CVRE2014	0.9%	6,640	294,900	2.03	ITM	0.9%	4.99	19	57%
CVRE2015	1.8%	3,400	99,200	0.34	ITM	1.3%	4.93	14	80%
CVRE2101	4.3%	1,930	76,400	0.15	OTM	24.9%	2.44	121	84%
CVRE2102	2.0%	2,060	60,500	0.13	ITM	13.0%	3.21	65	94%
CVRE2103	4.0%	2,100	324,800	0.68	ITM	19.4%	2.69	89	95%

源自: Fiiipro, YSVN

Premium = (行使價格 + 認股權證價格 x 轉換率) - 標的證券的目前價格 (盈虧平衡價格與標的證券的目前價格之差)。

槓桿 (Effective gearing) 越高, 按標的證券的波動率就越大。

為了限制風險, 投資者應選擇具有現金狀態 (ITM), Premium 或隱含波動率偏低的認股權證。此外, 投資者也應優先對具有偏長 (兩週以上) 的剩餘交易盤數 (直至到期日) 的權證進行交易, 以限制風險。

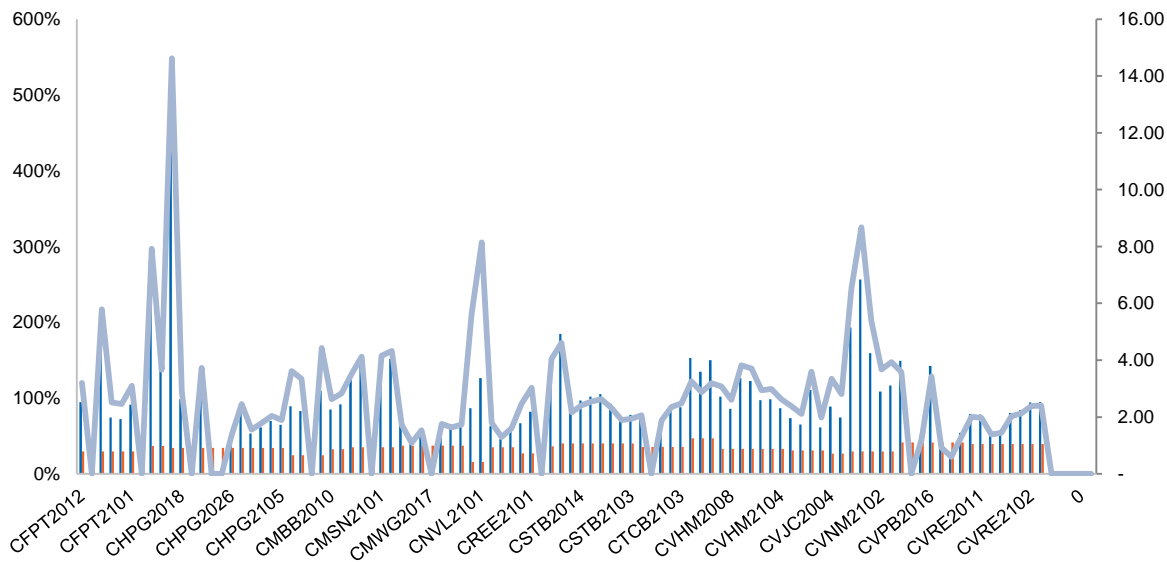
標的股票的技術建議綜合表

We Create Fortune

代碼	建議價格	目前價格	短期趨勢	中期趨勢	短期目標	與目前價格 相比的短期 上漲空間	短期停損	Reward/Risk
CTD		73.60	GIẢM	上漲			76.86	-
DPM	17.40	20.35	上漲	上漲	18.93	9%	19.13	(0.89)
FPT	79.70	79.80	上漲	上漲	89.71	13%	75.21	2.23
HDB	27.25	27.25	上漲	上漲	29.53	8%	25.82	1.59
HPG	48.50	49.05	上漲	上漲	55.93	15%	45.76	2.71
MBB	29.20	29.60	上漲	上漲	32.97	13%	27.24	1.93
MSN	92.50	92.70	上漲	上漲	106.37	15%	87.67	2.87
MWG	134.30	134.80	上漲	上漲	156.64	17%	125.07	2.42
NVL	75.90	82.00	上漲	上漲	84.11	11%	78.43	(3.24)
PNJ	86.50	88.70	上漲	上漲	97.92	13%	81.97	2.52
REE		53.70	GIẢM	上漲			55.15	-
ROS	3.88	4.71	上漲	上漲	7.85	102%	4.20	(12.60)
STB	20.50	22.60	上漲	上漲	23.38	14%	20.12	7.57
TCB	41.25	41.25	上漲	上漲	44.95	9%	39.58	2.22
VHM	100.70	100.70	上漲	上漲	111.30	11%	96.06	2.28
VIC	105.90	123.00	上漲	上漲	120.59	14%	113.56	(1.92)
VJC		132.30	GIẢM	上漲			134.95	-
VNM	102.70	102.70	上漲	上漲	113.84	11%	99.13	3.12
VPB	35.45	46.20	上漲	上漲	40.41	14%	42.49	(0.70)
VRE		33.85	GIẢM	上漲			34.11	-

源自: YSVN

認股權證的隱含波動 VS 標的股票過去期間的波動



源自: YSVN

(*) 橙色列是標的股票過去期間的波動；藍色列是認股權證的隱含波動。

(*) 投資者可使用“隱含波動”來比較同一標的股票的認股權證。隱含波動率越大，對標的股票的價格變動率期望就越高（換句話說，隱含波動率越大，認股權證就越昂貴）。



We Create Fortune

認股權證訊息

認股權證代碼	發行商	期限	轉換率	發行價格	發行量	行使價格	最後 交易日
CFPT2012	HCM	7月	5.00000 : 1	1,500	5,000,000	51,000	29/04/2021
CFPT2013	BSC	6月	2.00000 : 1	3,800	1,500,000	52,000	06/04/2021
CFPT2014	VCI	6月	2.00000 : 1	2,000	1,000,000	55,000	07/04/2021
CFPT2016	SSI	8月	5.00000 : 1	2,580	5,000,000	50,000	18/06/2021
CFPT2017	MBS	4.5月	4.00000 : 1	2,340	2,400,000	54,800	22/04/2021
CFPT2101	MBS	5月	6.00000 : 1	1,500	2,000,000	74,500	01/07/2021
CHDB2007	KISVN	9月	3.03026 : 1	1,300	2,000,000	16,831	23/04/2021
CHDB2008	KISVN	6月	4.00000 : 1	1,000	3,000,000	25,888	29/04/2021
CHDB2101	KISVN	9月	5.00000 : 1	1,000	2,000,000	29,888	20/09/2021
CHPG2014	SSI	9月	1.00000 : 1	7,200	3,000,000	26,500	16/04/2021
CHPG2018	KISVN	9月	4.00000 : 1	1,200	3,000,000	29,999	12/05/2021
CHPG2020	VND	9月	1.00000 : 1	5,700	1,000,000	26,000	27/06/2021
CHPG2022	HCM	7月	2.00000 : 1	2,100	5,000,000	27,000	29/04/2021
CHPG2024	BSC	6月	2.00000 : 1	2,200	2,000,000	27,500	06/04/2021
CHPG2025	VCI	6月	1.00000 : 1	2,000	1,000,000	34,000	07/04/2021
CHPG2026	MBS	5月	2.00000 : 1	3,350	3,000,000	36,500	06/05/2021
CHPG2101	KISVN	9月	4.00000 : 1	1,050	2,000,000	46,888	20/09/2021
CHPG2102	ACBS	6月	1.00000 : 1	6,600	2,000,000	41,000	01/07/2021
CHPG2103	VND	6月	2.00000 : 1	3,900	4,000,000	42,000	02/07/2021
CHPG2104	MBS	5月	3.00000 : 1	1,500	2,000,000	44,800	01/07/2021
CHPG2105	HCM	6月	2.00000 : 1	3,000	5,000,000	42,000	05/08/2021
CKDH2001	KISVN	7月	4.00000 : 1	1,400	3,000,000	26,222	12/05/2021
CKDH2002	KISVN	10月	4.00000 : 1	1,600	3,000,000	27,333	12/08/2021
CKDH2004	MBS	4月	2.00000 : 1	2,180	2,000,000	26,500	07/04/2021
CKDH2101	KISVN	9月	5.00000 : 1	1,000	2,000,000	33,333	20/09/2021
CMBB2010	SSI	8月	1.00000 : 1	4,600	3,000,000	16,000	10/06/2021
CMBB2101	VND	6月	2.00000 : 1	1,600	4,000,000	26,000	02/07/2021
CMSN2007	KISVN	9月	9.88200 : 1	1,400	3,000,000	56,197	23/04/2021
CMSN2009	KISVN	9月	9.88200 : 1	1,200	3,000,000	61,267	12/05/2021
CMSN2012	VCI	6月	1.97640 : 1	2,000	1,000,000	64,233	07/04/2021
CMSN2101	KISVN	9月	20.00000 : 1	1,000	2,000,000	99,999	20/09/2021
CMSN2102	KISVN	9月	20.00000 : 1	1,000	2,000,000	111,111	20/09/2021
CMWG2013	VND	9月	2.00000 : 1	12,000	1,000,000	96,000	27/06/2021
CMWG2015	HCM	6月	10.00000 : 1	1,900	5,000,000	100,000	06/05/2021
CMWG2016	HCM	7月	10.00000 : 1	1,700	5,000,000	108,000	08/06/2021
CMWG2017	MBS	4.5月	8.00000 : 1	2,410	2,400,000	108,000	22/04/2021
CMWG2101	VND	6月	10.00000 : 1	2,400	5,000,000	117,000	02/07/2021
CMWG2102	VCI	6月	5.00000 : 1	3,000	1,500,000	120,000	29/07/2021
CMWG2103	MBS	5月	10.00000 : 1	1,900	2,000,000	128,500	01/07/2021
CNVL2003	KISVN	9月	10.00000 : 1	1,000	5,000,000	63,979	09/06/2021
CNVL2101	KISVN	9月	16.00000 : 1	1,000	2,000,000	77,999	20/09/2021
CPNJ2101	VND	6月	10.00000 : 1	1,700	5,000,000	78,000	02/07/2021
CPNJ2102	VCI	6月	5.00000 : 1	2,000	1,500,000	80,000	29/07/2021
CPNJ2103	MBS	4.5月	5.00000 : 1	2,900	2,500,000	78,800	14/06/2021
CREE2006	HCM	6月	4.00000 : 1	1,500	5,000,000	42,000	06/05/2021



We Create Fortune

CREE2101	VND	6 月	4.00000 : 1	2,300	4,000,000	48,000	02/07/2021
CSBT2007	KISVN	9 月	1.93720 : 1	1,700	2,000,000	15,497	23/04/2021
CSBT2101	KISVN	9 月	5.00000 : 1	1,100	2,000,000	24,666	20/09/2021
CSTB2007	KISVN	10 月	2.00000 : 1	1,500	3,000,000	10,999	23/04/2021
CSTB2010	KISVN	9 月	2.00000 : 1	1,100	3,500,000	11,999	09/06/2021
CSTB2014	SSI	8 月	1.00000 : 1	3,800	5,000,000	12,000	10/06/2021
CSTB2016	KISVN	6 月	2.00000 : 1	1,200	3,000,000	14,141	29/04/2021
CSTB2017	MBS	4.5 月	1.00000 : 1	2,680	2,000,000	15,300	22/04/2021
CSTB2101	KISVN	9 月	2.00000 : 1	1,000	2,000,000	21,999	20/09/2021
CSTB2102	MBS	4 月	1.00000 : 1	2,000	2,000,000	18,000	02/06/2021
CSTB2103	HCM	6 月	2.00000 : 1	1,400	5,000,000	18,000	05/08/2021
CTCB2012	SSI	8 月	1.00000 : 1	5,400	5,000,000	22,000	28/07/2021
CTCB2013	SSI	5 月	1.00000 : 1	4,700	7,000,000	23,000	29/04/2021
CTCB2101	ACBS	9 月	1.00000 : 1	5,000	1,000,000	31,000	01/10/2021
CTCB2102	VND	6 月	2.00000 : 1	2,300	5,000,000	36,000	02/07/2021
CTCB2103	HCM	6 月	2.00000 : 1	2,900	5,000,000	35,500	05/08/2021
CTCH2001	KISVN	7 月	3.90200 : 1	1,400	4,000,000	22,327	12/05/2021
CTCH2003	KISVN	10 月	3.90200 : 1	1,600	3,000,000	23,411	12/08/2021
CTCH2101	KISVN	9 月	4.00000 : 1	1,000	2,000,000	24,666	20/09/2021
CVHM2006	KISVN	9 月	20.00000 : 1	1,000	3,000,000	84,888	23/04/2021
CVHM2008	KISVN	9 月	10.00000 : 1	1,400	3,500,000	88,888	09/06/2021
CVHM2010	HCM	7 月	10.00000 : 1	1,300	5,000,000	76,500	29/04/2021
CVHM2101	KISVN	9 月	16.00000 : 1	1,100	2,000,000	106,888	20/09/2021
CVHM2102	VND	6 月	10.00000 : 1	1,900	5,000,000	87,000	02/07/2021
CVHM2103	MBS	4 月	10.00000 : 1	1,650	2,500,000	93,000	02/06/2021
CVHM2104	HCM	6 月	10.00000 : 1	1,600	5,000,000	98,000	05/08/2021
CVIC2004	KISVN	9 月	20.00000 : 1	1,000	3,000,000	99,999	23/04/2021
CVIC2005	KISVN	9 月	10.00000 : 1	1,500	3,000,000	106,868	09/06/2021
CVIC2101	KISVN	9 月	20.00000 : 1	1,000	2,000,000	126,888	20/09/2021
CVIC2102	MBS	4 月	10.00000 : 1	1,800	1,500,000	100,000	02/06/2021
CVJC2004	KISVN	9 月	20.00000 : 1	1,200	2,000,000	115,511	23/04/2021
CVJC2006	KISVN	9 月	20.00000 : 1	1,000	5,000,000	111,111	09/06/2021
CVNM2011	KISVN	9 月	19.81800 : 1	1,100	5,000,000	132,120	09/06/2021
CVNM2014	VCI	6 月	4.95450 : 1	2,000	1,000,000	138,726	07/04/2021
CVNM2101	KISVN	9 月	20.00000 : 1	1,100	2,000,000	126,888	20/09/2021
CVNM2102	VND	6 月	9.90850 : 1	1,700	4,000,000	108,997	02/07/2021
CVNM2103	MBS	4.5 月	10.00000 : 1	1,700	3,000,000	104,000	14/06/2021
CVPB2011	HCM	7 月	2.00000 : 1	1,900	5,000,000	24,000	29/04/2021
CVPB2013	VCI	6 月	1.00000 : 1	2,000	1,000,000	27,000	07/04/2021
CVPB2015	SSI	8 月	1.00000 : 1	5,600	5,000,000	26,000	28/07/2021
CVPB2016	SSI	5 月	1.00000 : 1	4,800	7,000,000	27,000	29/04/2021
CVPB2101	VND	6 月	2.00000 : 1	2,900	3,000,000	37,000	02/07/2021
CVPB2102	MBS	4 月	2.00000 : 1	2,800	2,000,000	35,500	02/06/2021
CVPB2103	HCM	6 月	2.00000 : 1	2,700	5,000,000	36,500	05/08/2021
CVRE2009	KISVN	10 月	5.00000 : 1	1,400	3,000,000	30,999	25/05/2021
CVRE2011	KISVN	9 月	4.00000 : 1	1,500	2,500,000	31,888	09/06/2021
CVRE2013	SSI	8 月	1.00000 : 1	5,000	5,000,000	27,500	28/07/2021
CVRE2014	SSI	5 月	1.00000 : 1	4,600	7,000,000	27,500	29/04/2021
CVRE2015	MBS	4.5 月	2.00000 : 1	2,270	2,000,000	27,500	22/04/2021
CVRE2101	KISVN	9 月	4.00000 : 1	1,200	2,000,000	34,567	20/09/2021



We Create **Fortune**

CVRE2102	VND	6 月	4.00000 : 1	1,800	5,000,000	30,000	02/07/2021
CVRE2103	HCM	6 月	4.00000 : 1	1,300	5,000,000	32,000	05/08/2021

源自：FiinPro, YSVN



We Create **Fortune**

元大證券（越南）公司

個人客戶分析部

Nguyễn Thế Minh

研究分析經理

+84 28 3622 6868 ext 3826

minh.nguyen@yuantan.com.vn

Lý Thị Hiên

研究分析主管

+84 28 3622 6868 ext 3908

hien.ly@yuantan.com.vn

Quách Đức Khánh

高級分析專員

+84 28 3622 6868 ext 3833

khánh.quach@yuantan.com.vn

Nguyễn Trịnh Ngọc Hồng

高級分析專員

+84 28 3622 6868 ext 3832

hong.nguyen@yuantan.com.vn

Phạm Tấn Phát

高級分析專員

+84 28 3622 6868 ext 3880

phat.pham@yuantan.com.vn

個人客戶業務部

Nguyễn Thanh Tùng

總公司業務經理

+84 28 3622 6868 ext 3609

tung.nguyen@yuantan.com.vn

Phạm Đức Thành

北部區域經理

+84 28 3622 6868 ext 3416

thanh.pham@yuantan.com.vn

Nguyễn Mạnh Hoạt

南部區域經理（胡志明市）

+84 28 3622 6868 ext 3847

hoat.nguyen@yuantan.com.vn

Lương Kỳ Ty

堤岸分行經理

+84 28 3622 6868 ext 3653

ty.luong@yuantan.com.vn

Bùi Quốc Phong

同奈分行經理

+84 28 3622 6868 ext 3701

phong.bui@yuantan.com.vn

Võ Thị Thu Thủy

平陽分行經理

+84 28 3622 6868 ext 3505

thuy.vo@yuantan.com.vn

Nguyễn Việt Quang

河內分行經理

+84 28 3622 6868 ext 3404

quang.nguyen@yuantan.com.vn

Võ Đình Tuấn

峴港分行經理

+84 28 3622 6868 ext 3301

tuan.vo@yuantan.com.vn

Đinh Thị Thu Cúc

頭頓分行經理

+84 28 3622 6868 ext 3203

cuc.dinh@yuantan.com.vn



Appendix A: Important Disclosures

Analyst Certification

Each research analyst primarily responsible for the content of this research report, in whole or in part, certifies that with respect to each security or issuer that the analyst covered in this report: (1) all of the views expressed accurately reflect his or her personal views about those securities or issuers; and (2) no part of his or her compensation was, is, or will be, directly or indirectly, related to the specific recommendations or views expressed by that research analyst in the research report.

Ratings Definitions

BUY: We have a positive outlook on the stock based on our expected absolute or relative return over the investment period. Our thesis is based on our analysis of the company's outlook, financial performance, catalysts, valuation and risk profile. We recommend investors add to their position.

HOLD-Outperform: In our view, the stock's fundamentals are relatively more attractive than peers at the current price. Our thesis is based on our analysis of the company's outlook, financial performance, catalysts, valuation and risk profile.

HOLD-Underperform: In our view, the stock's fundamentals are relatively less attractive than peers at the current price. Our thesis is based on our analysis of the company's outlook, financial performance, catalysts, valuation and risk profile.

SELL: We have a negative outlook on the stock based on our expected absolute or relative return over the investment period. Our thesis is based on our analysis of the company's outlook, financial performance, catalysts, valuation and risk profile. We recommend investors reduce their position.

Under Review: We actively follow the company, although our estimates, rating and target price are under review.

Restricted: The rating and target price have been suspended temporarily to comply with applicable regulations and/or Yuanta policies.

Note: Yuanta research coverage with a Target Price is based on an investment period of 12 months. Greater China Discovery Series coverage does not have a formal 12-month Target Price and the recommendation is based on an investment period specified by the analyst in the report.

Global Disclaimer

© 2020 Yuanta. All rights reserved. The information in this report has been compiled from sources we believe to be reliable, but we do not hold ourselves responsible for its completeness or accuracy. It is not an offer to sell or solicitation of an offer to buy any securities. All opinions and estimates included in this report constitute our judgment as of this date and are subject to change without notice.

This report provides general information only. Neither the information nor any opinion expressed herein constitutes an offer or invitation to make an offer to buy or sell securities or other investments. This material is prepared for general circulation to clients and is not intended to provide tailored investment advice and does not take into account the individual financial situation and objectives of any specific person who may receive this report. Investors should seek financial advice regarding the appropriateness of investing in any securities, investments or investment strategies discussed or recommended in this report. The information contained in this report has been compiled from sources believed to be reliable but no representation or warranty, express or implied, is made as to its accuracy, completeness or correctness. This report is not (and should not be construed as) a solicitation to act as securities broker or dealer in any jurisdiction by any person or company that is not legally permitted to carry on such business in that jurisdiction.

Yuanta research is distributed in the United States only to Major U.S. Institutional Investors (as defined in Rule 15a-6 under the Securities Exchange Act of 1934, as amended and SEC staff interpretations thereof). All transactions by a US person in the securities mentioned in this report must be effected through a registered broker-dealer under Section 15 of the Securities Exchange Act of 1934, as amended. Yuanta research is distributed in Taiwan by Yuanta Securities Investment Consulting. Yuanta research is distributed in Hong Kong by Yuanta Securities (Hong Kong) Co. Limited, which is licensed in Hong Kong by the Securities and Futures Commission for regulated activities, including Type 4 regulated activity (advising on securities). In Hong Kong, this research report may not be redistributed, retransmitted or disclosed, in whole or in part or in any form or manner, without the express written consent of Yuanta Securities (Hong Kong) Co. Limited.