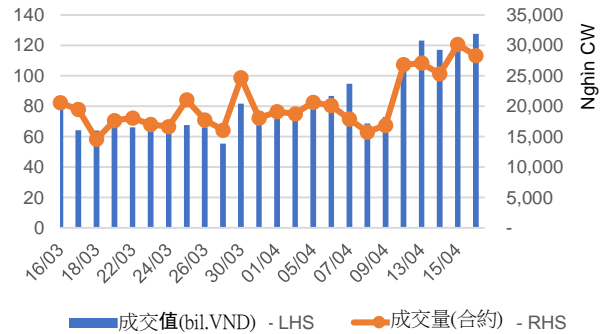


紅跌為市場主導顏色

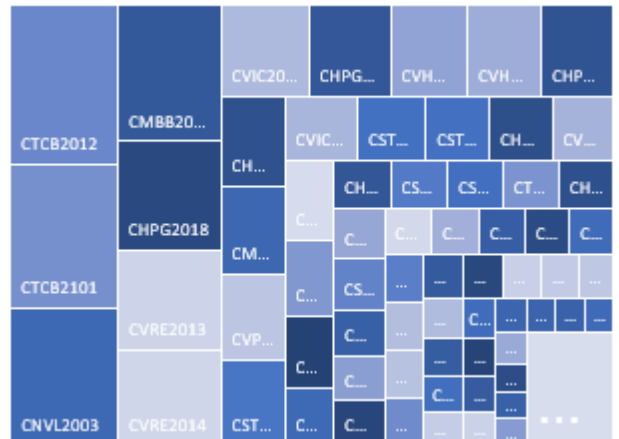
股票市場繼續維持短期停利的壓力，導致權證市場上大多數權證下跌；但是，權證的波動性並不大。流動性增加到最近幾週的最高水平，表明需求仍然保持良好。我們認為短期風險正在增加，但股票市場的上漲趨勢並未改變，因此我們繼續建議投資者繼續持有短期積極趨勢的股票的權證，如 STB, HPG, VPB, TCB, VIC 等。

19/04/2021

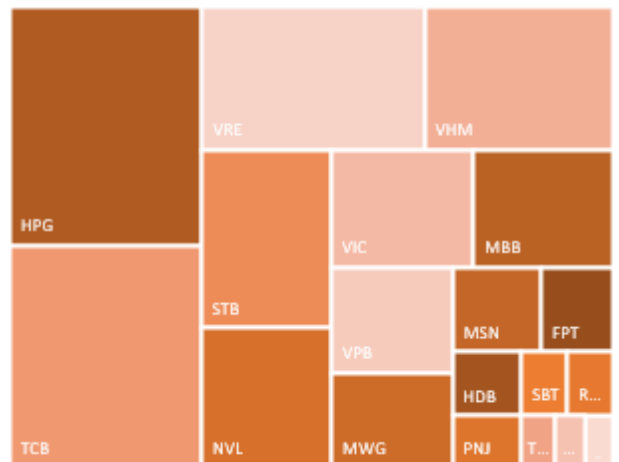
成交值和成交量



根據認股權證代碼分配成交值



根據標的股票代碼分配成交值



源自：YSVN

We Create Fortune

當日成交及相關指數

代碼	漲跌 (+/-%)	收盤	成交量 (合約)	成交值 (十億越盾)	現金 狀態	Premium	槓桿	剩餘 交易盤數	隱含 波動
CFPT2012	0.0%	5,920	62,500	0.37	ITM	1.1%	2.69	9	173%
CFPT2016	0.2%	6,600	257,800	1.70	ITM	4.1%	2.42	45	121%
CFPT2017	-0.6%	6,400	15,600	0.10	ITM	0.9%	3.11	4	210%
CFPT2101	-0.3%	3,100	195,600	0.61	ITM	16.8%	3.17	54	112%
CHDB2007	-4.8%	3,350	321,800	1.07	ITM	1.2%	2.63	5	251%
CHDB2008	-7.1%	2,220	387,000	0.83	ITM	30.5%	2.05	9	441%
CHDB2101	-4.3%	1,980	54,900	0.11	OTM	49.3%	1.07	111	160%
CHPG2018	-0.2%	6,160	869,100	5.40	ITM	0.1%	2.22	18	0%
CHPG2020	0.0%	31,500	31,600	0.98	ITM	5.3%	1.73	50	180%
CHPG2022	-0.4%	13,740	29,400	0.42	ITM	-0.2%	1.99	9	0%
CHPG2026	-3.2%	9,000	211,100	1.94	ITM	-0.2%	3.03	14	0%
CHPG2101	4.3%	4,900	258,200	1.26	ITM	21.8%	2.26	111	116%
CHPG2102	-1.3%	15,200	178,100	2.77	ITM	2.9%	3.51	54	65%
CHPG2103	2.7%	7,700	415,500	3.19	ITM	5.1%	3.42	55	81%
CHPG2104	2.0%	5,100	256,900	1.31	ITM	10.1%	3.29	54	104%
CHPG2105	0.3%	7,800	452,400	3.60	ITM	5.5%	3.29	79	68%
CKDH2001	-6.4%	1,600	53,700	0.09	ITM	3.9%	4.89	18	101%
CKDH2002	-0.5%	2,130	97,100	0.20	ITM	14.2%	3.24	84	92%
CKDH2101	0.0%	1,860	57,100	0.11	OTM	35.8%	1.48	111	121%
CMBB2010	-3.7%	14,480	460,200	6.75	ITM	0.9%	2.09	39	99%
CMBB2101	-1.2%	4,050	209,500	0.84	ITM	12.9%	3.26	55	110%
CMSN2007	-7.3%	4,320	118,400	0.53	ITM	-1.2%	2.34	5	0%
CMSN2009	-6.3%	4,500	163,200	0.73	ITM	5.6%	2.25	18	228%
CMSN2101	-10.2%	2,300	410,400	1.02	ITM	45.9%	1.27	111	184%
CMSN2102	-5.6%	2,350	437,900	1.13	OTM	58.0%	0.86	111	201%
CMWG2013	-1.7%	21,000	15,900	0.33	ITM	3.0%	3.14	50	76%
CMWG2015	-3.1%	3,390	115,200	0.40	ITM	-0.1%	3.95	14	0%
CMWG2016	-4.1%	3,070	153,700	0.47	ITM	3.5%	4.14	37	73%
CMWG2017	-3.4%	3,100	69,400	0.22	ITM	-0.9%	5.40	4	0%
CMWG2101	-2.2%	2,620	89,200	0.24	ITM	6.9%	4.22	55	68%
CMWG2102	-5.7%	5,300	88,900	0.47	ITM	9.3%	3.87	74	66%
CMWG2103	-0.5%	2,100	230,800	0.50	ITM	11.6%	4.16	54	73%
CMWG2104	13.6%	3,830	695,800	2.70					
CNVL2003	8.7%	4,620	1,530,200	7.05	ITM	2.0%	2.34	38	110%
CNVL2101	10.0%	2,850	447,000	1.32	ITM	14.4%	2.37	111	115%
CPNJ2101	-5.9%	1,910	233,200	0.47	ITM	6.8%	4.11	55	71%
CPNJ2102	-0.3%	3,400	66,200	0.23	ITM	6.7%	4.29	74	55%
CPNJ2103	0.0%	3,300	282,200	0.98	ITM	4.8%	4.81	41	64%
CREE2006	-24.3%	2,030	255,700	0.61	ITM	-1.7%	6.28	14	0%
CREE2101	-9.6%	2,530	268,800	0.70	ITM	14.0%	3.72	55	92%
CSBT2007	-1.2%	3,300	394,400	1.27	ITM	-0.5%	3.44	5	0%
CSBT2101	0.0%	1,780	26,300	0.05	OTM	52.6%	0.97	111	174%
CSTB2007	-2.3%	5,600	344,900	1.96	ITM	0.4%	1.97	5	282%
CSTB2010	-3.0%	5,240	402,500	2.11	ITM	1.7%	2.11	38	118%
CSTB2014	-2.8%	10,300	249,600	2.60	ITM	0.9%	2.15	39	94%
CSTB2016	-1.5%	4,070	318,400	1.31	ITM	0.8%	2.71	9	159%
CSTB2017	-6.8%	6,800	46,800	0.32	ITM	0.0%	3.25	4	0%
CSTB2101	-1.7%	2,960	55,300	0.16	ITM	26.3%	2.21	111	100%
CSTB2102	-0.6%	6,310	147,800	0.92	ITM	10.0%	3.29	33	136%
CSTB2103	0.0%	3,500	349,400	1.22	ITM	13.1%	2.73	79	104%



We Create Fortune

CTCB2012	-4.0%	19,000	436,200	8.25	ITM	1.4%	2.13	73	72%
CTCB2013	-5.6%	17,200	50,500	0.88	ITM	-0.6%	2.35	9	0%
CTCB2101	-5.6%	13,500	560,500	7.42	ITM	10.0%	2.72	120	78%
CTCB2102	-7.0%	4,770	261,900	1.27	ITM	12.6%	3.42	55	99%
CTCB2103	-2.4%	5,360	330,700	1.79	ITM	14.3%	3.02	79	94%
CTCH2001	-11.2%	1,270	296,500	0.39	ITM	18.9%	2.88	18	193%
CTCH2003	-4.8%	2,000	150,100	0.30	OTM	36.0%	1.61	84	155%
CTCH2101	-1.6%	2,450	53,600	0.13	OTM	50.2%	1.16	111	178%
CVHM2006	-1.1%	940	1,134,200	1.10	ITM	2.7%	5.37	5	163%
CVHM2008	4.3%	2,400	1,398,100	3.38	ITM	11.8%	3.66	38	117%
CVHM2010	-2.7%	2,550	460,200	1.25	ITM	1.0%	3.96	9	114%
CVHM2101	0.0%	2,360	192,000	0.47	OTM	43.2%	1.28	111	153%
CVHM2102	4.6%	2,980	1,063,200	3.21	ITM	15.6%	2.95	55	128%
CVHM2103	3.1%	2,300	446,700	1.04	ITM	14.9%	3.47	33	134%
CVHM2104	9.3%	2,590	716,100	1.89	ITM	22.7%	2.47	79	110%
CVIC2004	0.0%	2,080	1,065,100	2.24	ITM	-1.0%	3.44	5	0%
CVIC2005	-0.5%	4,080	974,200	3.84	ITM	3.3%	3.49	38	85%
CVIC2101	-6.3%	2,990	248,000	0.75	ITM	30.6%	1.88	111	148%
CVIC2102	-1.9%	5,200	176,700	0.90	ITM	6.3%	2.75	33	142%
CVJC2004	-8.5%	750	187,200	0.15	ITM	1.2%	8.59	5	87%
CVJC2006	-2.1%	1,370	146,800	0.20	ITM	7.4%	4.44	38	90%
CVNM2011	-4.1%	1,180	79,100	0.09	OTM	60.5%	0.02	38	226%
CVNM2101	-0.5%	1,950	50,600	0.10	OTM	71.2%	0.30	111	191%
CVNM2102	-3.6%	1,850	161,900	0.30	OTM	31.4%	1.25	55	127%
CVNM2103	-3.9%	1,990	130,700	0.26	OTM	27.9%	1.56	41	145%
CVPB2011	-4.2%	12,450	13,400	0.17	ITM	-0.1%	1.97	9	0%
CVPB2015	-4.4%	23,410	37,400	0.89	ITM	0.9%	2.09	73	61%
CVPB2016	-3.9%	22,110	117,700	2.62	ITM	0.3%	2.21	9	163%
CVPB2101	-5.6%	6,900	106,700	0.76	ITM	3.8%	3.36	55	72%
CVPB2102	-6.7%	7,000	109,200	0.78	ITM	1.1%	3.46	33	64%
CVPB2103	-5.9%	7,340	83,600	0.62	ITM	4.6%	3.09	79	66%
CVRE2009	-9.6%	1,130	755,700	0.83	ITM	7.9%	4.75	27	93%
CVRE2011	-11.0%	1,380	387,200	0.52	ITM	10.2%	4.33	38	85%
CVRE2013	-1.1%	8,450	613,100	4.93	ITM	5.9%	3.54	73	65%
CVRE2014	-7.0%	6,420	779,400	4.73	ITM	-0.1%	5.28	9	0%
CVRE2015	-11.8%	3,000	106,300	0.33	ITM	-1.3%	5.66	4	0%
CVRE2101	-0.5%	2,090	119,900	0.22	OTM	26.4%	2.26	111	95%
CVRE2102	-5.6%	2,010	508,100	1.05	ITM	12.0%	3.37	55	98%
CVRE2103	0.0%	2,040	920,100	1.88	ITM	18.3%	2.80	79	97%

源自：FiinPro, YSVN

Premium = (行使價格 + 認股權證價格 x 轉換率) - 標的證券的目前價格 (盈虧平衡價格與標的證券的目前價格之差)。

槓桿 (Effective gearing) 越高, 按標的證券的波動率就越大。

為了限制風險, 投資者應選擇具有現金狀態 (ITM), Premium 或隱含波動率偏低的認股權證。此外, 投資者也應優先對具有偏長 (兩週以上) 的剩餘交易盤數 (直至到期日) 的權證進行交易, 以限制風險。

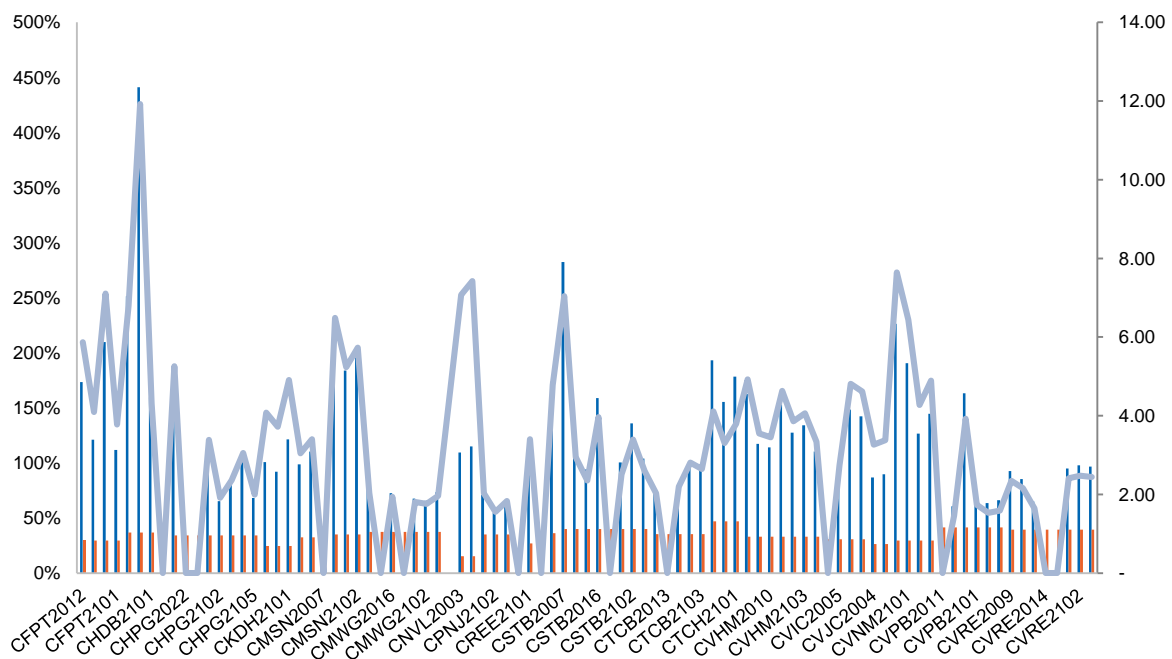
We Create Fortune

標的股票的技術建議綜合表

代碼	建議價格	目前價格	短期趨勢	中期趨勢	短期目標	與目前價格相比的短期上漲空間	短期停損	Reward/Risk
CTD		67.90	下跌	上漲			73.32	-
DPM	17.40	19.00	下跌	上漲	18.93	9%	19.34	(0.79)
FPT	79.70	79.70	上漲	上漲	89.71	13%	78.76	10.67
HDB	27.25	26.65	下跌	上漲	29.53	8%	26.78	4.83
HPG	48.50	54.60	上漲	上漲	55.93	15%	49.18	(10.92)
MBB	29.20	30.20	下跌	上漲	32.97	13%	30.27	(3.51)
MSN	92.50	100.10	上漲	上漲	106.37	15%	91.66	16.56
MWG	134.30	134.00	上漲	上漲	156.64	17%	130.65	6.12
NVL	75.90	108.00	上漲	上漲	84.11	11%	92.53	(0.49)
PNJ	86.50	90.90	上漲	上漲	97.92	13%	87.35	(13.50)
REE		51.00	下跌	上漲			55.00	-
ROS	3.88	7.71	上漲	上漲	7.85	102%	5.64	(2.25)
STB	20.50	22.10	上漲	上漲	23.38	14%	21.77	(2.26)
TCB	41.25	40.45	上漲	上漲	44.95	9%	40.27	3.77
VHM	100.70	101.00	上漲	上漲	111.30	11%	98.63	5.12
VIC	105.90	143.00	上漲	上漲	120.59	14%	131.13	(0.58)
VJC		129.00	下跌	上漲			134.95	-
VNM		96.90	下跌	上漲			102.75	-
VPB	35.45	48.95	上漲	上漲	40.41	14%	47.00	(0.43)
VRE		33.95	下跌	上漲			34.18	-

源自：YSVN

認股權證的隱含波動 VS 標的股票過去期間的波動



源自：YSVN

(*) 橙色列是標的股票過去期間的波動；藍色列是認股權證的隱含波動。



We Create Fortune

(*) 投資者可使用“隱含波動”來比較同一標的股票的認股權證。隱含波動率越大，對標的股票的價格變動率期望就越高（換句話說，隱含波動率越大，認股權證就越昂貴）。

認股權證訊息

認股權證代碼	發行商	期限	轉換率	發行價格	發行量	行使價格	最後交易日
CFPT2012	HCM	7 月	5.00000 : 1	1,500	5,000,000	51,000	29/04/2021
CFPT2016	SSI	8 月	5.00000 : 1	2,580	5,000,000	50,000	18/06/2021
CFPT2017	MBS	4.5 月	4.00000 : 1	2,340	2,400,000	54,800	22/04/2021
CFPT2101	MBS	5 月	6.00000 : 1	1,500	2,000,000	74,500	01/07/2021
CHDB2007	KISVN	9 月	3.03026 : 1	1,300	2,000,000	16,831	23/04/2021
CHDB2008	KISVN	6 月	4.00000 : 1	1,000	3,000,000	25,888	29/04/2021
CHDB2101	KISVN	9 月	5.00000 : 1	1,000	2,000,000	29,888	20/09/2021
CHPG2018	KISVN	9 月	4.00000 : 1	1,200	3,000,000	29,999	12/05/2021
CHPG2020	VND	9 月	1.00000 : 1	5,700	1,000,000	26,000	27/06/2021
CHPG2022	HCM	7 月	2.00000 : 1	2,100	5,000,000	27,000	29/04/2021
CHPG2026	MBS	5 月	2.00000 : 1	3,350	3,000,000	36,500	06/05/2021
CHPG2101	KISVN	9 月	4.00000 : 1	1,050	2,000,000	46,888	20/09/2021
CHPG2102	ACBS	6 月	1.00000 : 1	6,600	2,000,000	41,000	01/07/2021
CHPG2103	VND	6 月	2.00000 : 1	3,900	4,000,000	42,000	02/07/2021
CHPG2104	MBS	5 月	3.00000 : 1	1,500	2,000,000	44,800	01/07/2021
CHPG2105	HCM	6 月	2.00000 : 1	3,000	5,000,000	42,000	05/08/2021
CKDH2001	KISVN	7 月	4.00000 : 1	1,400	3,000,000	26,222	12/05/2021
CKDH2002	KISVN	10 月	4.00000 : 1	1,600	3,000,000	27,333	12/08/2021
CKDH2101	KISVN	9 月	5.00000 : 1	1,000	2,000,000	33,333	20/09/2021
CMBB2010	SSI	8 月	1.00000 : 1	4,600	3,000,000	16,000	10/06/2021
CMBB2101	VND	6 月	2.00000 : 1	1,600	4,000,000	26,000	02/07/2021
CMSN2007	KISVN	9 月	9.88200 : 1	1,400	3,000,000	56,197	23/04/2021
CMSN2009	KISVN	9 月	9.88200 : 1	1,200	3,000,000	61,267	12/05/2021
CMSN2101	KISVN	9 月	20.00000 : 1	1,000	2,000,000	99,999	20/09/2021
CMSN2102	KISVN	9 月	20.00000 : 1	1,000	2,000,000	111,111	20/09/2021
CMWG2013	VND	9 月	2.00000 : 1	12,000	1,000,000	96,000	27/06/2021
CMWG2015	HCM	6 月	10.00000 : 1	1,900	5,000,000	100,000	06/05/2021
CMWG2016	HCM	7 月	10.00000 : 1	1,700	5,000,000	108,000	08/06/2021
CMWG2017	MBS	4.5 月	8.00000 : 1	2,410	2,400,000	108,000	22/04/2021
CMWG2101	VND	6 月	10.00000 : 1	2,400	5,000,000	117,000	02/07/2021
CMWG2102	VCI	6 月	5.00000 : 1	3,000	1,500,000	120,000	29/07/2021
CMWG2103	MBS	5 月	10.00000 : 1	1,900	2,000,000	128,500	01/07/2021
CNVL2003	KISVN	9 月	10.00000 : 1	1,000	5,000,000	63,979	09/06/2021
CNVL2101	KISVN	9 月	16.00000 : 1	1,000	2,000,000	77,999	20/09/2021
CPNJ2101	VND	6 月	10.00000 : 1	1,700	5,000,000	78,000	02/07/2021
CPNJ2102	VCI	6 月	5.00000 : 1	2,000	1,500,000	80,000	29/07/2021
CPNJ2103	MBS	4.5 月	5.00000 : 1	2,900	2,500,000	78,800	14/06/2021
CREE2006	HCM	6 月	4.00000 : 1	1,500	5,000,000	42,000	06/05/2021
CREE2101	VND	6 月	4.00000 : 1	2,300	4,000,000	48,000	02/07/2021
CSBT2007	KISVN	9 月	1.93720 : 1	1,700	2,000,000	15,497	23/04/2021
CSBT2101	KISVN	9 月	5.00000 : 1	1,100	2,000,000	24,666	20/09/2021
CSTB2007	KISVN	10 月	2.00000 : 1	1,500	3,000,000	10,999	23/04/2021



We Create Fortune

CSTB2010	KISVN	9 月	2.00000 : 1	1,100	3,500,000	11,999	09/06/2021
CSTB2014	SSI	8 月	1.00000 : 1	3,800	5,000,000	12,000	10/06/2021
CSTB2016	KISVN	6 月	2.00000 : 1	1,200	3,000,000	14,141	29/04/2021
CSTB2017	MBS	4.5 月	1.00000 : 1	2,680	2,000,000	15,300	22/04/2021
CSTB2101	KISVN	9 月	2.00000 : 1	1,000	2,000,000	21,999	20/09/2021
CSTB2102	MBS	4 月	1.00000 : 1	2,000	2,000,000	18,000	02/06/2021
CSTB2103	HCM	6 月	2.00000 : 1	1,400	5,000,000	18,000	05/08/2021
CTCB2012	SSI	8 月	1.00000 : 1	5,400	5,000,000	22,000	28/07/2021
CTCB2013	SSI	5 月	1.00000 : 1	4,700	7,000,000	23,000	29/04/2021
CTCB2101	ACBS	9 月	1.00000 : 1	5,000	1,000,000	31,000	01/10/2021
CTCB2102	VND	6 月	2.00000 : 1	2,300	5,000,000	36,000	02/07/2021
CTCB2103	HCM	6 月	2.00000 : 1	2,900	5,000,000	35,500	05/08/2021
CTCH2001	KISVN	7 月	3.90200 : 1	1,400	4,000,000	22,327	12/05/2021
CTCH2003	KISVN	10 月	3.90200 : 1	1,600	3,000,000	23,411	12/08/2021
CTCH2101	KISVN	9 月	4.00000 : 1	1,000	2,000,000	24,666	20/09/2021
CVHM2006	KISVN	9 月	20.00000 : 1	1,000	3,000,000	84,888	23/04/2021
CVHM2008	KISVN	9 月	10.00000 : 1	1,400	3,500,000	88,888	09/06/2021
CVHM2010	HCM	7 月	10.00000 : 1	1,300	5,000,000	76,500	29/04/2021
CVHM2101	KISVN	9 月	16.00000 : 1	1,100	2,000,000	106,888	20/09/2021
CVHM2102	VND	6 月	10.00000 : 1	1,900	5,000,000	87,000	02/07/2021
CVHM2103	MBS	4 月	10.00000 : 1	1,650	2,500,000	93,000	02/06/2021
CVHM2104	HCM	6 月	10.00000 : 1	1,600	5,000,000	98,000	05/08/2021
CVIC2004	KISVN	9 月	20.00000 : 1	1,000	3,000,000	99,999	23/04/2021
CVIC2005	KISVN	9 月	10.00000 : 1	1,500	3,000,000	106,868	09/06/2021
CVIC2101	KISVN	9 月	20.00000 : 1	1,000	2,000,000	126,888	20/09/2021
CVIC2102	MBS	4 月	10.00000 : 1	1,800	1,500,000	100,000	02/06/2021
CVJC2004	KISVN	9 月	20.00000 : 1	1,200	2,000,000	115,511	23/04/2021
CVJC2006	KISVN	9 月	20.00000 : 1	1,000	5,000,000	111,111	09/06/2021
CVNM2011	KISVN	9 月	19.81800 : 1	1,100	5,000,000	132,120	09/06/2021
CVNM2101	KISVN	9 月	20.00000 : 1	1,100	2,000,000	126,888	20/09/2021
CVNM2102	VND	6 月	9.90850 : 1	1,700	4,000,000	108,997	02/07/2021
CVNM2103	MBS	4.5 月	10.00000 : 1	1,700	3,000,000	104,000	14/06/2021
CVPB2011	HCM	7 月	2.00000 : 1	1,900	5,000,000	24,000	29/04/2021
CVPB2015	SSI	8 月	1.00000 : 1	5,600	5,000,000	26,000	28/07/2021
CVPB2016	SSI	5 月	1.00000 : 1	4,800	7,000,000	27,000	29/04/2021
CVPB2101	VND	6 月	2.00000 : 1	2,900	3,000,000	37,000	02/07/2021
CVPB2102	MBS	4 月	2.00000 : 1	2,800	2,000,000	35,500	02/06/2021
CVPB2103	HCM	6 月	2.00000 : 1	2,700	5,000,000	36,500	05/08/2021
CVRE2009	KISVN	10 月	5.00000 : 1	1,400	3,000,000	30,999	25/05/2021
CVRE2011	KISVN	9 月	4.00000 : 1	1,500	2,500,000	31,888	09/06/2021
CVRE2013	SSI	8 月	1.00000 : 1	5,000	5,000,000	27,500	28/07/2021
CVRE2014	SSI	5 月	1.00000 : 1	4,600	7,000,000	27,500	29/04/2021
CVRE2015	MBS	4.5 月	2.00000 : 1	2,270	2,000,000	27,500	22/04/2021
CVRE2101	KISVN	9 月	4.00000 : 1	1,200	2,000,000	34,567	20/09/2021
CVRE2102	VND	6 月	4.00000 : 1	1,800	5,000,000	30,000	02/07/2021

源自：FiiPro, YSVN



We Create **Fortune**

元大證券（越南）公司

個人客戶分析部

Nguyễn Thế Minh

研究分析經理

+84 28 3622 6868 ext 3826
minh.nguyen@yuantan.com.vn

Lý Thị Hiền

研究分析主管

+84 28 3622 6868 ext 3908
hien.ly@yuantan.com.vn

Quách Đức Khánh

高級分析專員

+84 28 3622 6868 ext 3833
khanh.quach@yuantan.com.vn

Khổng Hữu Hiệp

高級分析專員

+84 28 3622 6868 ext 3912
hiep.khong@yuantan.com.vn

Nguyễn Trịnh Ngọc Hồng

高級分析專員

+84 28 3622 6868 ext 3832
hong.nguyen@yuantan.com.vn

Phạm Tấn Phát

高級分析專員

+84 28 3622 6868 ext 3880
phat.pham@yuantan.com.vn

個人客戶業務部

Nguyễn Thanh Tùng

總公司業務經理

+84 28 3622 6868 ext 3609
tung.nguyen@yuantan.com.vn

Phạm Đắc Thành

北部區域經理

+84 28 3622 6868 ext 3416
thanh.pham@yuantan.com.vn

Nguyễn Mạnh Hoạt

南部區域經理(胡志明市區域)

+84 28 3622 6868 ext 3847
hoat.nguyen@yuantan.com.vn

Lương Kỳ Ty

堤岸分行經理

+84 28 3622 6868 ext 3653
ty.luong@yuantan.com.vn

Bùi Quốc Phong

同奈分行經理

+84 28 3622 6868 ext 3701
phong.bui@yuantan.com.vn

Võ Thị Thu Thủy

平陽分行經理

+84 28 3622 6868 ext 3505
thuy.vo@yuantan.com.vn

Nguyễn Việt Quang

河內分行經理

+84 28 3622 6868 ext 3404
quang.nguyen@yuantan.com.vn

Võ Đình Tuấn

峴港分行經理

+84 28 3622 6868 ext 3301
tuan.vo@yuantan.com.vn

Đinh Thị Thu Cúc

頭頓分行經理

+84 28 3622 6868 ext 3203
cuc.dinh@yuantan.com.vn



Appendix A: Important Disclosures

Analyst Certification

Each research analyst primarily responsible for the content of this research report, in whole or in part, certifies that with respect to each security or issuer that the analyst covered in this report: (1) all of the views expressed accurately reflect his or her personal views about those securities or issuers; and (2) no part of his or her compensation was, is, or will be, directly or indirectly, related to the specific recommendations or views expressed by that research analyst in the research report.

Ratings Definitions

BUY: We have a positive outlook on the stock based on our expected absolute or relative return over the investment period. Our thesis is based on our analysis of the company's outlook, financial performance, catalysts, valuation and risk profile. We recommend investors add to their position.

HOLD-Outperform: In our view, the stock's fundamentals are relatively more attractive than peers at the current price. Our thesis is based on our analysis of the company's outlook, financial performance, catalysts, valuation and risk profile.

HOLD-Underperform: In our view, the stock's fundamentals are relatively less attractive than peers at the current price. Our thesis is based on our analysis of the company's outlook, financial performance, catalysts, valuation and risk profile.

SELL: We have a negative outlook on the stock based on our expected absolute or relative return over the investment period. Our thesis is based on our analysis of the company's outlook, financial performance, catalysts, valuation and risk profile. We recommend investors reduce their position.

Under Review: We actively follow the company, although our estimates, rating and target price are under review.

Restricted: The rating and target price have been suspended temporarily to comply with applicable regulations and/or Yuanta policies.

Note: Yuanta research coverage with a Target Price is based on an investment period of 12 months. Greater China Discovery Series coverage does not have a formal 12-month Target Price and the recommendation is based on an investment period specified by the analyst in the report.

Global Disclaimer

© 2020 Yuanta. All rights reserved. The information in this report has been compiled from sources we believe to be reliable, but we do not hold ourselves responsible for its completeness or accuracy. It is not an offer to sell or solicitation of an offer to buy any securities. All opinions and estimates included in this report constitute our judgment as of this date and are subject to change without notice.

This report provides general information only. Neither the information nor any opinion expressed herein constitutes an offer or invitation to make an offer to buy or sell securities or other investments. This material is prepared for general circulation to clients and is not intended to provide tailored investment advice and does not take into account the individual financial situation and objectives of any specific person who may receive this report. Investors should seek financial advice regarding the appropriateness of investing in any securities, investments or investment strategies discussed or recommended in this report. The information contained in this report has been compiled from sources believed to be reliable but no representation or warranty, express or implied, is made as to its accuracy, completeness or correctness. This report is not (and should not be construed as) a solicitation to act as securities broker or dealer in any jurisdiction by any person or company that is not legally permitted to carry on such business in that jurisdiction.

Yuanta research is distributed in the United States only to Major U.S. Institutional Investors (as defined in Rule 15a-6 under the Securities Exchange Act of 1934, as amended and SEC staff interpretations thereof). All transactions by a US person in the securities mentioned in this report must be effected through a registered broker-dealer under Section 15 of the Securities Exchange Act of 1934, as amended. Yuanta research is distributed in Taiwan by Yuanta Securities Investment Consulting. Yuanta research is distributed in Hong Kong by Yuanta Securities (Hong Kong) Co. Limited, which is licensed in Hong Kong by the Securities and Futures Commission for regulated activities, including Type 4 regulated activity (advising on securities). In Hong Kong, this research report may not be redistributed, retransmitted or disclosed, in whole or in part or any form or manner, without the express written consent of Yuanta Securities (Hong Kong) Co. Limited.