

當日市場：現金流仍主要集中在大型股

2021/04/06

市場走勢

市場指數	VNI	HNI	UPCOM
收盤	1,239.96	291.68	82.60
%日	0.32%	0.15%	-0.29%
%週	4.52%	3.75%	2.44%
%月	6.10%	12.27%	5.14%
%年	68.30%	182.47%	64.12%

成交值(十億盾)

當日	16,652	3,651	1,310
日均量/週	16,088	3,274	1,333
日均量/月	15,760	2,692	1,244

外資進出

買進	1,325.31	10.33	106.48
賣出	1,336.52	57.46	48.79
買賣超	-11.22	-47.13	57.69

市場漲跌家數

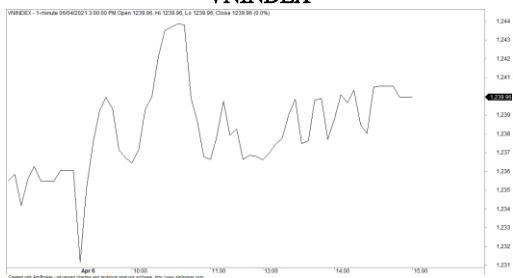
上漲	150	112	160
下跌	201	101	143
持平	59	155	600

市場指標

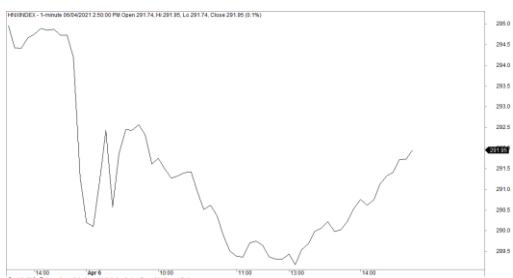
P/E	19.24	18.64	29.37
總市值 (兆盾)	4,662	353	1,104
股息殖利率	2.70%	3.05%	3.86%

資料源: Bloomberg - YSVN

VNINDEX



HNIINDEX



市場走勢

因為得到了大型股的支持，各指數收盤在綠區。VN-Index 收盤上漲 0.32% 至 1239.96 點。HNX-Index 在接近尾盤時恢復並上漲了 0.15%，收於 291.68 點；僅 Upcom-Index 下跌了 0.56%。由於大型股吸引了現金流，三大市場的交易價值達 19 兆 9060 億越南盾，比上一交易日增長了 7%。

隨著 Vingroup 的股票 (VIC (+2.2%)，VRE (+1.4%)) 繼續保持同步上漲，VN30-Index 當日取得了不錯的漲勢。VIC 收於 127,000 越南盾，這也是該股票的歷史高位。此外，市場的漲勢還得到了 2 檔銀行股的支持，其中包括 MBB (+3.3%)，CTG (+2.4%)。

另一方面，基本消費的股票出現了修正，如 MSN (-1.2%)，VNM (-1.1%)。

投機性的股票，如 HQC (+5.5%)，AMD (+6.9%)，HAI (+6.9%)，JVC (+6.9%) 等股票獲得了不錯的漲幅。

外資在當天市場的交易相當平衡。在買超方面，他們專注於買進 VIC (1320 億)，VRE (790 億)，HPG (740 億)。另一方面，CTG (2,990 億)，VNM (510 億) 和 MSN (350 億) 領先於賣超名單。

市場短期觀點

我們認為市場在下一個交易日可以維持上漲趨勢，VN-Index 可能會向下一個短期阻力位 1,284 點前進。同時，市場仍處於劇烈波動的階段，表明短期風險仍然較低，短期上漲趨勢更加平穩了。積極的是，現金流傾向於主要集中在仍處於樂觀區域的大型股和情緒指標上。

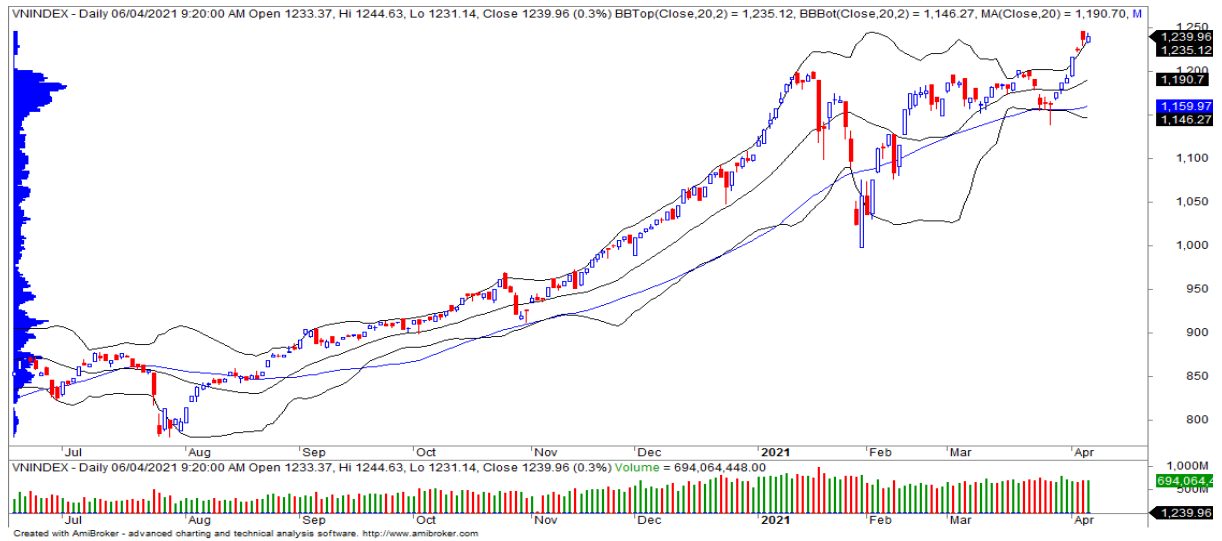
總觀市場的短期趨勢仍然為上漲。因此，我們建議短期投資者在投資組合中持有較高比例的股票，並利用調整的機會增加持股比例，或購買新的股票。

請在 <https://ysradar.yuanta.com.vn/> 查看有關股票的信號。

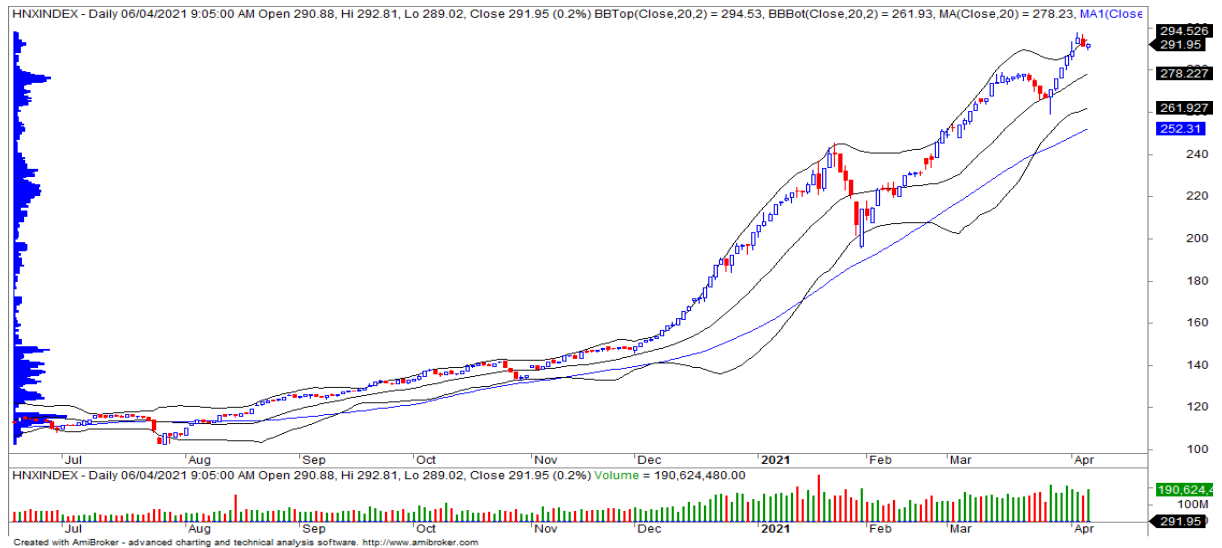


We Create Fortune

技術分析圖



VN-Index 指數技術分析圖



HNX-Index 指數技術分析圖

指數	短期趨勢	中期趨勢	阻力區 1	阻力區 2	支撐區 1	支撐區 2
VN-Index	上漲	上漲	1250	1280	1150	970
HNX-Index	上漲	上漲	298	303	196	180
VN30	上漲	上漲	1250	1272	1162	960
VNMidcaps	上漲	上漲	1,430	1500	969	963
VNSmallcaps	上漲	上漲	1235	1280	822	804



We Create Fortune

胡志明市交易所 (HSX)

	收盤	漲跌%
VNI	1239.96	0.32%
VN30	1255.36	0.44%
VN Mid	1500.01	0.28%
VN Small	1315.31	0.21%

河內交易所 (HSX)

	收盤	漲跌%
HNI	291.68	0.15%
HN30	443.8	0.56%
VNX AllSh	1209.86	0.45%

UPCOM 市場 (UPCoM)

	收盤	漲跌%
UPCoM	82.6	-0.29%

外資交易	成交值 (Bil.VND)
買進	1325.31
賣出	1336.52
買超/賣超	-11.22

外資交易	成交值 (Bil.VND)
買進	10.33
賣出	57.46
買超/賣超	-47.13

外資交易	成交值 (Bil.VND)
買進	106.48
賣出	48.79
買超/賣超	57.69

上漲排名/ 股碼	漲跌 (VND)	漲跌%
RIC	1750	6.99%
JVC	360	6.92%
AMD	290	6.92%
TSC	530	6.90%
HAI	280	6.86%

上漲排名/ 股碼	漲跌(VND)	漲跌%
VC3	2000	9.90%
CSC	3400	9.74%
ART	1000	9.35%
TVC	1000	8.06%
API	1400	5.69%

上漲排名/ 股碼	漲跌(VND)	漲跌%
C4G	465	3.91%
TID	1019	3.31%
HND	656	3.17%
VNB	587	2.54%
APF	926	1.42%

下跌排名/ 股碼	漲跌 (VND)	漲跌%
EVE	-800	-4.62%
YEG	-1650	-4.34%
TIP	-2000	-4.13%
CRE	-1250	-3.98%
VGC	-1400	-3.85%

下跌排名/ 股碼	漲跌(VND)	漲跌%
SHN	-600	-5.04%
DNP	-1200	-4.74%
IDV	-3800	-4.14%
LIG	-300	-3.23%
LAS	-300	-2.59%

下跌排名/ 股碼	漲跌(VND)	漲跌%
LTG	-1193	-3.34%
PVM	-808	-3.28%
NTC	-8078	-3.20%
PVP	-380	-2.55%
PXL	-262	-2.43%

*註：市值 > 5,000 億越南盾；成交值 > 15 億越南盾

市值排名/ 股碼	Bil.VND
VIC	420,436
VCB	378,305
VHM	334,544
VNM	214,429
BID	183,203

市值排名/ 股碼	Bil.VND
THD	69,545
SHB	42,537
BAB	20,688
VCS	15,632
IDC	11,610

市值排名/ 股碼	Bil.VND
ACV	161,595
MCH	72,590
VEA	60,358
BSR	55,232
VEF	24,078

交易量排 名/股碼	成交值	30 日均
STB	42,684,000	33,446,273
MBB	33,630,400	16,648,727
ROS	31,848,300	27,366,000
HQC	28,765,300	19,467,327
FLC	26,419,400	35,037,600

交易量排 名/股碼	成交值	30 日均
SHB	24,993,945	39,397,355
VND	16,546,000	10,540,749
SHS	15,049,396	9,302,711
PVS	14,548,303	10,947,099
CEO	13,981,501	5,982,964

交易量排 名/股碼	成交值	30 日均
BSR	17,500,602	15,413,620
C4G	5,798,620	1,838,713
KSH	5,462,441	2,846,088
ABB	5,069,357	3,696,761
OIL	3,021,970	2,649,855

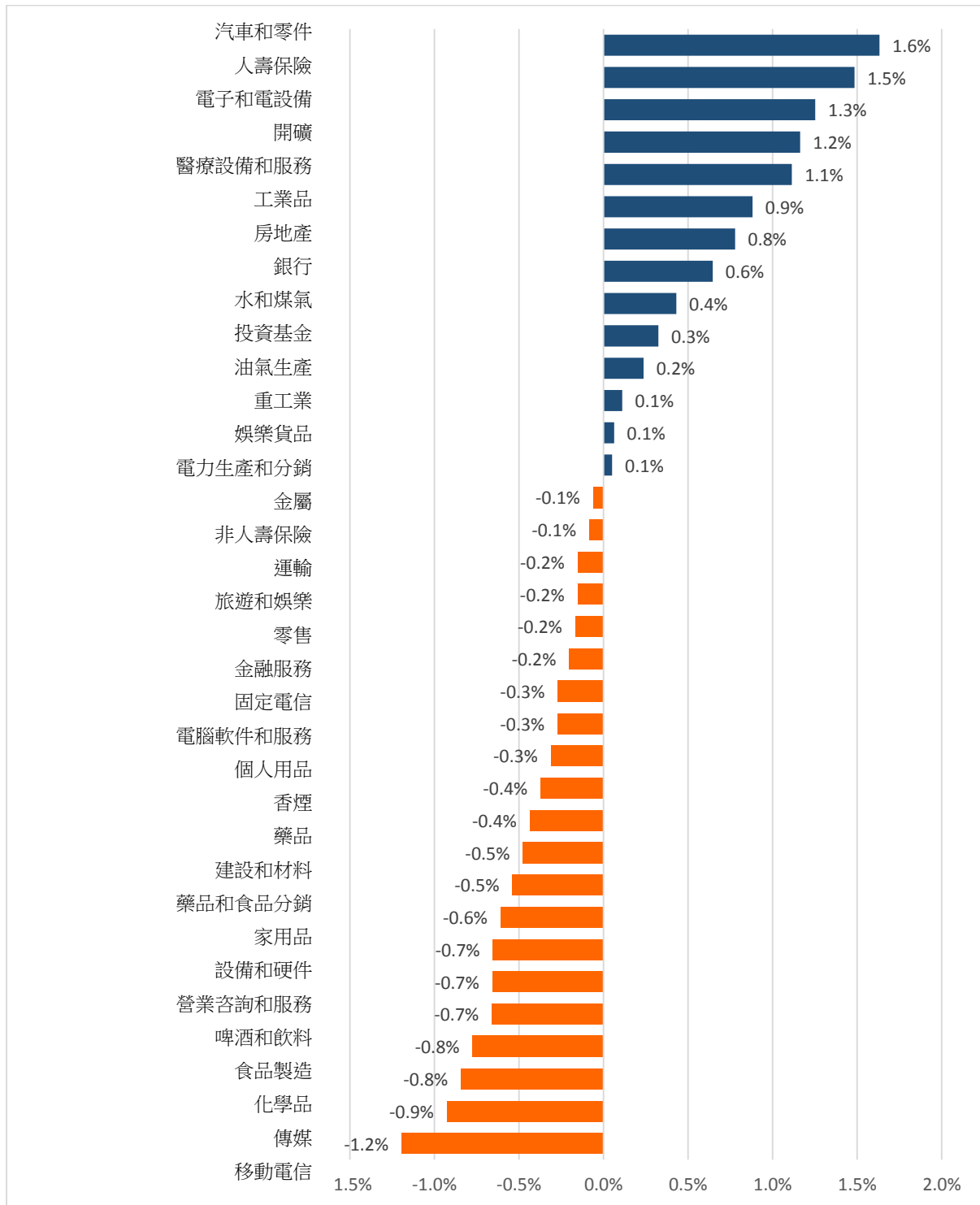
資料源: Bloomberg & Yuanta Research

資料源: Bloomberg & Yuanta
Research

資料源: Bloomberg & Yuanta Research

We Create **Fortune**

各行業板塊的交易走勢



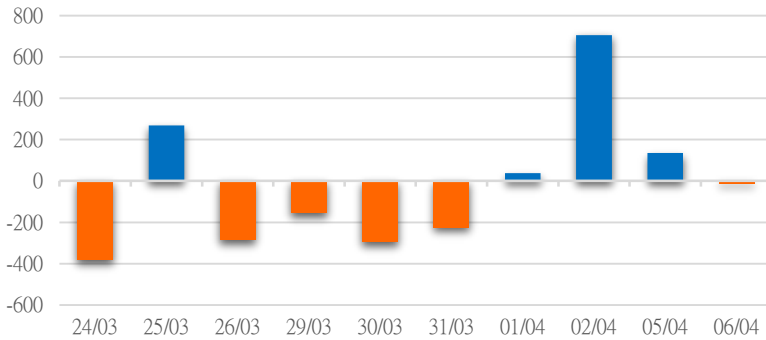
資料源: FiinPro - YSVN



We Create Fortune

外資買進賣統計

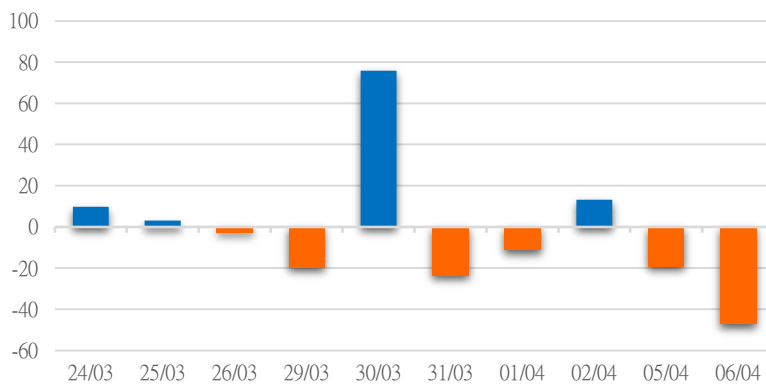
HSX 外資每日買/賣超



證券代碼	買超金額 (百萬盾)	證券代碼	賣超金額 (百萬盾)
VIC	131,944	CTG	298,593
VRE	79,122	VNM	50,574
HPG	74,346	MSN	34,608
VHM	53,077	VPB	31,667
VCI	30,971	SAB	20,031

HSX 外資買/賣超的前 5 名

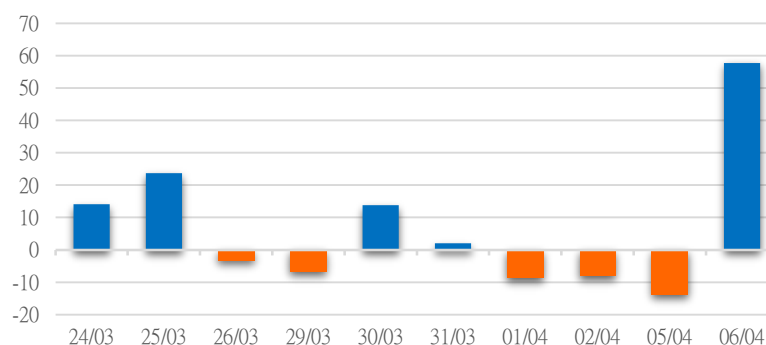
HNX 外資每日買/賣超



證券代碼	買超金額 (百萬盾)	證券代碼	賣超金額 (百萬盾)
PLC	3,050	NRC	16,240
VC3	811	VND	15,392
DXP	701	MCF	10,500
ACM	475	SHB	2,425
SCI	436	API	1,800

HNX 外資買/賣超的前 5 名

UPCOM 外資每日買/賣超



證券代碼	買超金額 (百萬盾)	證券代碼	賣超金額 (百萬盾)
ABR	61,319	BSR	10,062
ACV	7,024	MIC	1,710
MML	6,115	ABI	488
VEA	5,555	HC3	432
SIP	2,636	GHC	393

UPCOM 外資買/賣超的前 5 名

源: FiinPro - YSVN



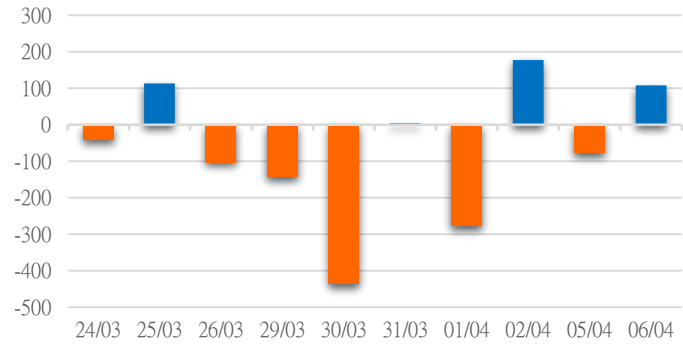
We Create **Fortune**

自營進出統計

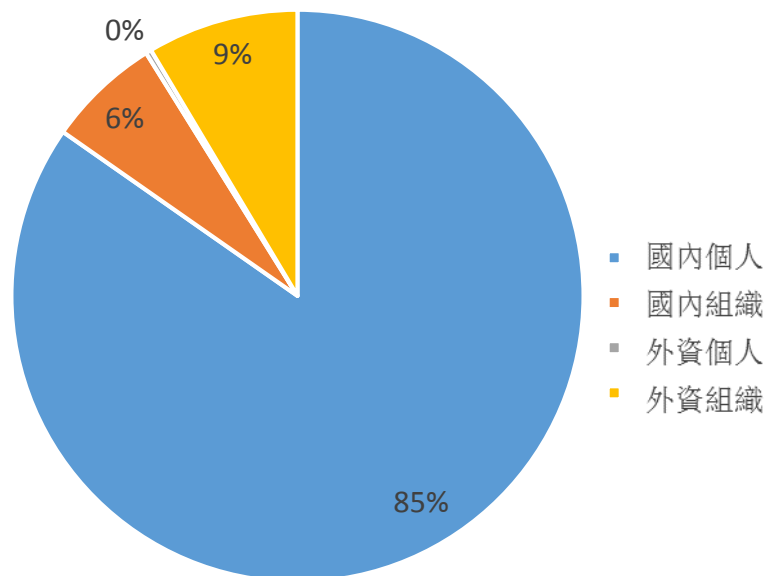
證券代碼	買超金額 (百萬盾)	證券代碼	賣超金額 (百萬盾)
APH	49,996	VRE	30,303
TCB	46,473	LPB	23,980
MWG	33,660	HPG	21,421
FPT	16,822	GAS	9,525
VPB	14,003	MBB	9,313

券商自營交易最大前名

券商自營交易每日買/賣超
(bil.VND)



越南證券市場投資人類別統計

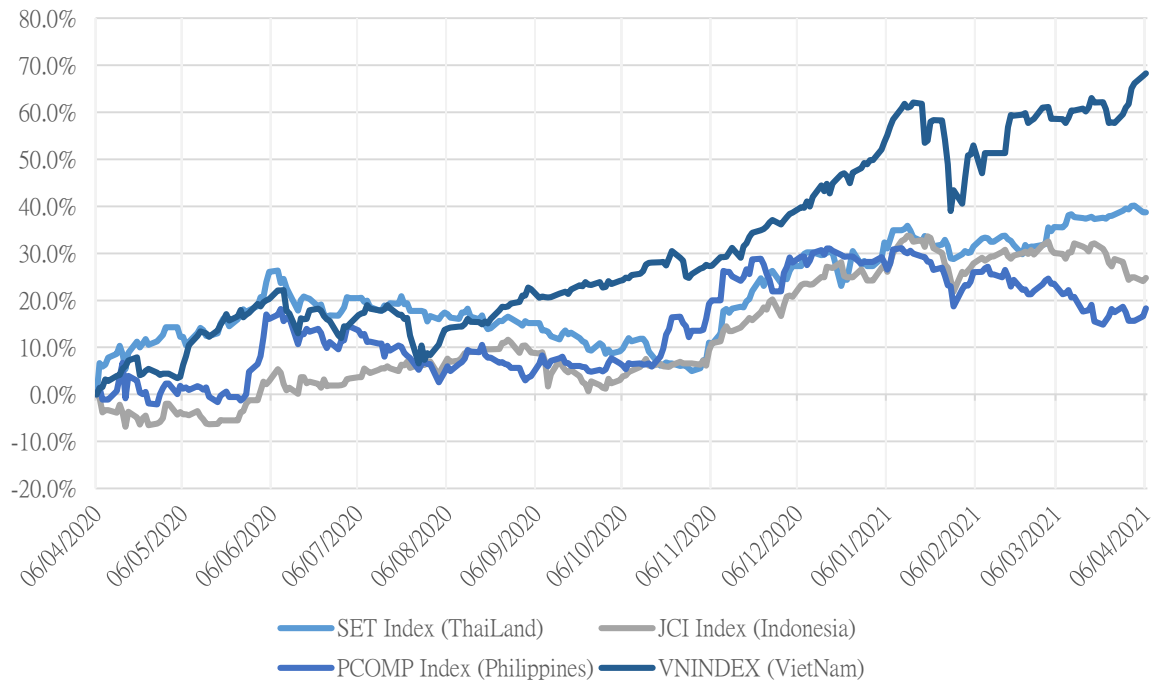


資料源: FinPro - YSVN



We Create Fortune

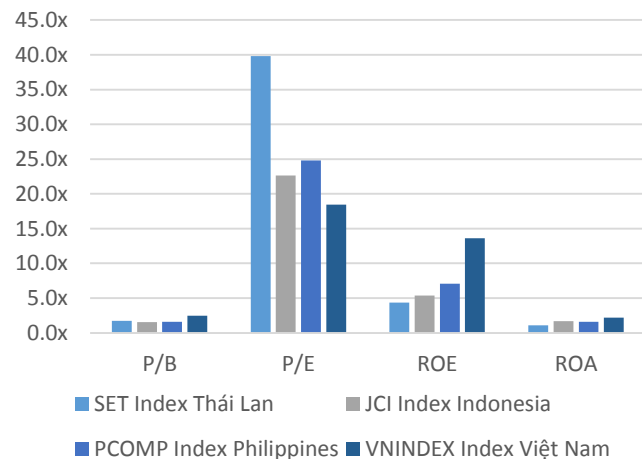
東南亞主要市場走勢比較



東南亞主要市場數據

		Thailand	Indonesia	Philippines	Vietnam
P/B		1.7x	1.5x	1.6x	2.6x
P/E		39.5x	23.1x	25.3x	19.2x
ROE	%	4.36	5.27	7.10	13.61
ROA	%	1.09	1.64	1.59	2.19
Vốn hóa	Bil.USD	569.77	483.87	169.97	200.63
GTGD	Bil.USD	2.32	0.49	0.05	0.65
LS cổ tức	%	2.43	2.23	1.77	1.29

源：Bloomberg & YSVN





We Create **Fortune**

元大證券（越南）公司

個人客戶分析部

Nguyễn Th ê Minh

研究分析經理

+84 28 3622 6868 ext 3826

minh.nguyen@yuanta.com.vn

Lý Thị Hi ền n

研究分析主管

+84 28 3622 6868 ext 3908

hien.ly@yuanta.com.vn

Quách Đức Khánh

高級分析專員

+84 28 3622 6868 ext 3833

khanh.quach@yuanta.com.vn

Khổng Hữu Hiệp

高級分析專員

+84 28 3622 6868 ext 3912

hiep.khong@yuanta.com.vn

Nguyễn Trịnh Ngọc Hồng

高級分析專員

+84 28 3622 6868 ext 3832

hong.nguyen@yuanta.com.vn

Phạm Tấn Phát

高級分析專員

+84 28 3622 6868 ext 3880

phat.pham@yuanta.com.vn

個人客戶業務部

Nguyễn Thanh Tùng

總公司業務經理

+84 28 3622 6868 ext 3609

tung.nguyen@yuanta.com.vn

Phạm Đắc Thành

北部區域經理

+84 28 3622 6868 ext 3416

thanh.pham@yuanta.com.vn

Nguyễn Mạnh Hoạt

南部區域經理(胡志明市區域)

+84 28 3622 6868 ext 3847

hoat.nguyen@yuanta.com.vn

Lương Kỷ Ty

堤岸分行經理

+84 28 3622 6868 ext 3653

ty.luong@yuanta.com.vn

Bùi Quốc Phong

同奈分行經理

+84 28 3622 6868 ext 3701

phong.bui@yuanta.com.vn

Võ Thị Thu Thủy

平陽分行經理

+84 28 3622 6868 ext 3505

thuy.vo@yuanta.com.vn

Nguyễn Việt Quang

河內分行經理

+84 28 3622 6868 ext 3404

quang.nguyen@yuanta.com.vn

Võ Đình Tuấn

峴港分行經理

+84 28 3622 6868 ext 3301

tuan.vo@yuanta.com.vn

Đinh Thị Thu Cúc

頭頓分行經理

+84 28 3622 6868 ext 3203

cuc.dinh@yuanta.com.vn



We Create **Fortune**

Appendix A: Important Disclosures

Analyst Certification

Each research analyst primarily responsible for the content of this research report, in whole or in part, certifies that with respect to each security or issuer that the analyst covered in this report: (1) all of the views expressed accurately reflect his or her personal views about those securities or issuers; and (2) no part of his or her compensation was, is, or will be, directly or indirectly, related to the specific recommendations or views expressed by that research analyst in the research report.

Ratings Definitions

BUY: We have a positive outlook on the stock based on our expected absolute or relative return over the investment period. Our thesis is based on our analysis of the company's outlook, financial performance, catalysts, valuation and risk profile. We recommend investors add to their position.

HOLD-Outperform: In our view, the stock's fundamentals are relatively more attractive than peers at the current price. Our thesis is based on our analysis of the company's outlook, financial performance, catalysts, valuation and risk profile.

HOLD-Underperform: In our view, the stock's fundamentals are relatively less attractive than peers at the current price. Our thesis is based on our analysis of the company's outlook, financial performance, catalysts, valuation and risk profile.

SELL: We have a negative outlook on the stock based on our expected absolute or relative return over the investment period. Our thesis is based on our analysis of the company's outlook, financial performance, catalysts, valuation and risk profile. We recommend investors reduce their position.

Under Review: We actively follow the company, although our estimates, rating and target price are under review.

Restricted: The rating and target price have been suspended temporarily to comply with applicable regulations and/or Yuanta policies.

Note: Yuanta research coverage with a Target Price is based on an investment period of 12 months. Greater China Discovery Series coverage does not have a formal 12 month Target Price and the recommendation is based on an investment period specified by the analyst in the report.

Global Disclaimer

© 2018 Yuanta. All rights reserved. The information in this report has been compiled from sources we believe to be reliable, but we do not hold ourselves responsible for its completeness or accuracy. It is not an offer to sell or solicitation of an offer to buy any securities. All opinions and estimates included in this report constitute our judgment as of this date and are subject to change without notice.

This report provides general information only. Neither the information nor any opinion expressed herein constitutes an offer or invitation to make an offer to buy or sell securities or other investments. This material is prepared for general circulation to clients and is not intended to provide tailored investment advice and does not take into account the individual financial situation and objectives of any specific person who may receive this report. Investors should seek financial advice regarding the appropriateness of investing in any securities, investments or investment strategies discussed or recommended in this report. The information contained in this report has been compiled from sources believed to be reliable but no representation or warranty, express or implied, is made as to its accuracy, completeness or correctness. This report is not (and should not be construed as) a solicitation to act as securities broker or dealer in any jurisdiction by any person or company that is not legally permitted to carry on such business in that jurisdiction.

Yuanta research is distributed in the United States only to Major U.S. Institutional Investors (as defined in Rule 15a-6 under the Securities Exchange Act of 1934, as amended and SEC staff interpretations thereof). All transactions by a US person in the securities mentioned in this report must be effected through a registered broker-dealer under Section 15 of the Securities Exchange Act of 1934, as amended. Yuanta research is distributed in Taiwan by Yuanta Securities Investment Consulting. Yuanta research is distributed in Hong Kong by Yuanta Securities (Hong Kong) Co. Limited, which is licensed in Hong Kong by the Securities and Futures Commission for regulated activities, including Type 4 regulated activity (advising on securities). In Hong Kong, this research report may not be redistributed, retransmitted or disclosed, in whole or in part or any form or manner, without the express written