

市場走勢

市場指數	VNI	HNI	UPCOM
收盤	1,242.38	292.84	82.56
%日	0.20%	0.40%	-0.05%
%週	4.28%	2.15%	1.41%
%月	6.31%	12.72%	5.09%
%年	66.38%	183.13%	63.71%

成交值(十億盾)

當日	16,272	2,825	1,119
日均量/週	16,392	3,149	1,268
日均量/月	15,768	2,698	1,238

外資進出

買進	1,349.80	8.39	32.17
賣出	1,408.08	34.62	34.59
買賣超	-58.28	-26.23	-2.42

市場漲跌家數

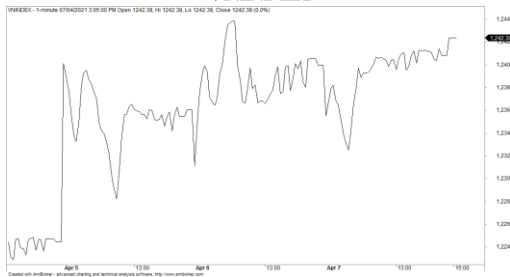
上漲	226	147	192
下跌	110	84	120
持平	74	137	591

市場指標

P/E	19.31	18.75	29.31
總市值 (兆盾)	4,677	355	1,101
股息殖利率	2.72%	3.08%	3.85%

資料源: Bloomberg - YSVN

VNINDEX



HNIINDEX



市場走勢

儘管波動幅度很小，但所有指數都上漲。VN-Index 收漲 0.2%，報 1242.38 點。HNX-Index 上漲 0.4%，至 292.84 點。僅 Upcom-Index 略有下降。三個市場的交易價值達 18 兆 5360 億越南盾，比上一交易日略有下降。

MSN (+2.1%) 收於 93,800 越南盾，因為有消息稱該公司轉讓了持有的 16.26% 的 VinCommerce 股份。TPB (+2.3%)，POW (+3.7%)，BVH (+2.9%)，NVL (+1.5%)，PDR (+1.3%) 也繼續該股積極的走勢。

相反，VNM (-1.4%) 連續第三盤下跌。

總體市場均上漲，繼續支持了投機性現金流量活動。DLG (+6.7%)，HBC (+6.9%)，AMD (+6.5%)，IJC (+3.9%) 上漲良好，而 FLC (-5.7%) 則下跌。

當日，外資賣超了 870 億越南盾，其中包括 CTG (1820 億)，VNM (910 億) 和 GAS (450 億) 等股票。在買超方面，他們主要購買了 FUEVFN (940 億)，VRE (630 億)，MBB (400 億)。

市場短期觀點

我們認為市場可能在下一個交易日繼續上漲，並且上漲勢頭可能會繼續延伸至新高。積極的是，短期現金流量繼續強勁增長，市場仍處於劇烈波動狀態，尤其是現金流量在各類股票之間平均分配，這表明短期上升趨勢將更加可持續。同時，情緒指標繼續強勁增長並保持在安全區域。

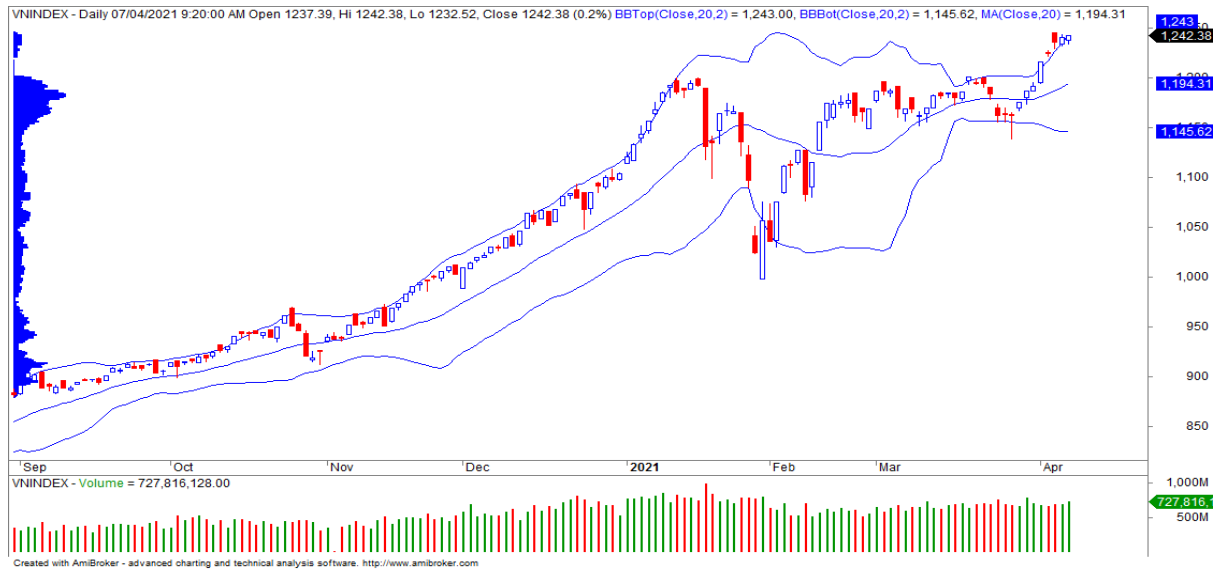
總觀市場的短期趨勢仍然為上漲。因此，我們建議短期投資者繼續在投資組合中持有較高比例的股票，並利用調整的機會增加股票的比例或購買新股票。

請在 <https://ysradar.yuanta.com.vn/> 查看有關股票的信號。

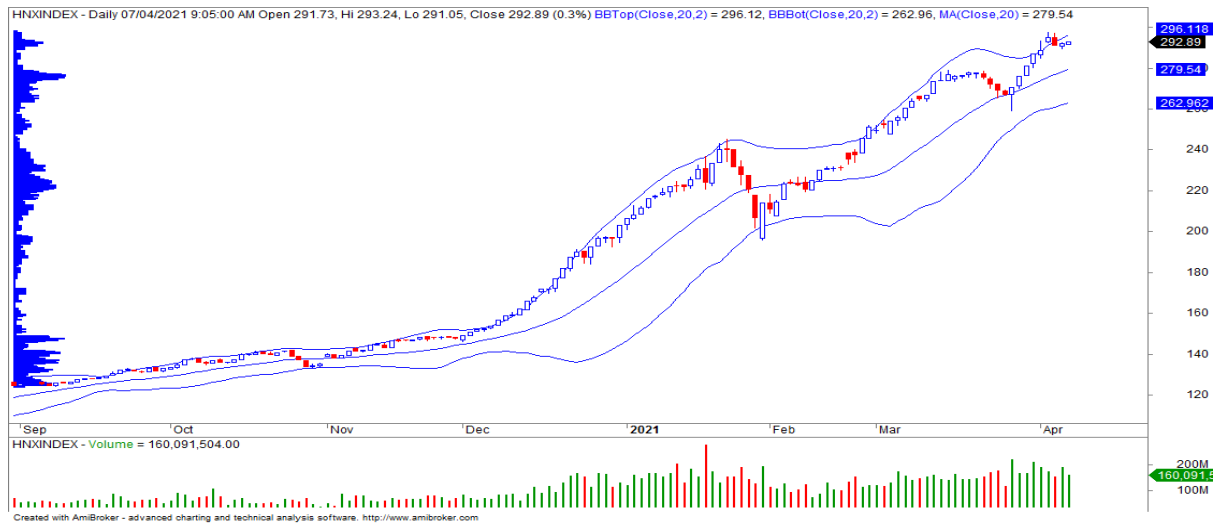


We Create Fortune

## 技術分析圖



VN-Index 指數技術分析圖



HNX-Index 指數技術分析圖

指數	短期趨勢	中期趨勢	阻力區 1	阻力區 2	支撐區 1	支撐區 2
VN-Index	上漲	上漲	1250	1280	1150	970
HNX-Index	上漲	上漲	298	303	196	180
VN30	上漲	上漲	1250	1272	1162	960
VNMidcaps	上漲	上漲	1,430	1500	969	963
VNSmallcaps	上漲	上漲	1235	1280	822	804

We Create Fortune

胡志明市交易所 (HSX)

	收盤	漲跌%
VNI	1242.38	0.20%
VN30	1257.77	0.19%
VN Mid	1512.75	0.85%
VN Small	1328.86	1.03%

河內交易所 (HSX)

	收盤	漲跌%
HNI	292.84	0.40%
HN30	444.53	0.16%
VNX AllSh	1213.77	0.32%

UPCOM 市場 (UPCoM)

	收盤	漲跌%
UPCoM	82.56	-0.05%

外資交易	成交值 (Bil.VND)
買進	1349.8
賣出	1408.08
買超/賣超	-58.28

外資交易	成交值 (Bil.VND)
買進	8.39
賣出	34.62
買超/賣超	-26.23

外資交易	成交值 (Bil.VND)
買進	32.17
賣出	34.59
買超/賣超	-2.42

上漲排名/ 股碼	漲跌 (VND)	漲跌%
OGC	510	7.00%
HBC	1250	6.94%
TTF	510	6.89%
SAV	2650	6.88%
SAM	750	6.88%

上漲排名/ 股碼	漲跌(VND)	漲跌%
VGS	1900	9.60%
BCC	1100	9.40%
MBG	800	9.30%
BTS	600	9.09%
OCH	800	9.09%

上漲排名/ 股碼	漲跌(VND)	漲跌%
MSR	1068	5.11%
HND	963	4.50%
ABB	680	4.02%
SGP	502	2.63%
SBS	220	2.62%

下跌排名/ 股碼	漲跌 (VND)	漲跌%
FLC	-700	-5.74%
CVT	-2000	-4.17%
SGR	-1000	-2.94%
VSC	-1500	-2.83%
DPR	-1300	-2.64%

下跌排名/ 股碼	漲跌(VND)	漲跌%
ART	-600	-5.13%
NVB	-600	-3.37%
HLD	-700	-2.23%
BII	-200	-2.11%
NRC	-500	-1.97%

下跌排名/ 股碼	漲跌(VND)	漲跌%
TBD	-5500	-5.45%
VNB	-1094	-4.62%
FOC	-4748	-2.89%
KLB	-339	-1.65%
SIP	-2996	-1.61%

\*註：市值 > 5,000 億越南盾；成交值 > 15 億越南盾

市值排名/ 股碼	Bil.VND
VIC	429,569
VCB	377,935
VHM	334,544
VNM	212,130
BID	184,007

市值排名/ 股碼	Bil.VND
THD	68,950
SHB	43,413
BAB	20,617
VCS	15,360
IDC	11,640

市值排名/ 股碼	Bil.VND
ACV	161,197
MCH	72,261
VEA	60,446
BSR	55,759
VEF	23,942

交易量排 名/股碼	成交值	30 日均
STB	52,147,800	34,236,687
FLC	34,153,900	34,999,178
DLG	30,646,400	11,514,361
POW	23,912,700	17,560,448
MBB	23,684,400	16,951,843

交易量排 名/股碼	成交值	30 日均
KLF	15,282,471	12,218,413
PVS	13,880,858	11,074,653
SHB	12,985,825	38,249,023
VND	8,929,760	10,003,751
ART	8,475,787	7,034,974

交易量排 名/股碼	成交值	30 日均
BSR	8,862,516	15,128,789
KSH	6,947,294	3,024,401
ABB	6,305,788	3,810,197
BVB	4,398,904	1,927,588
AAS	2,645,096	1,802,690

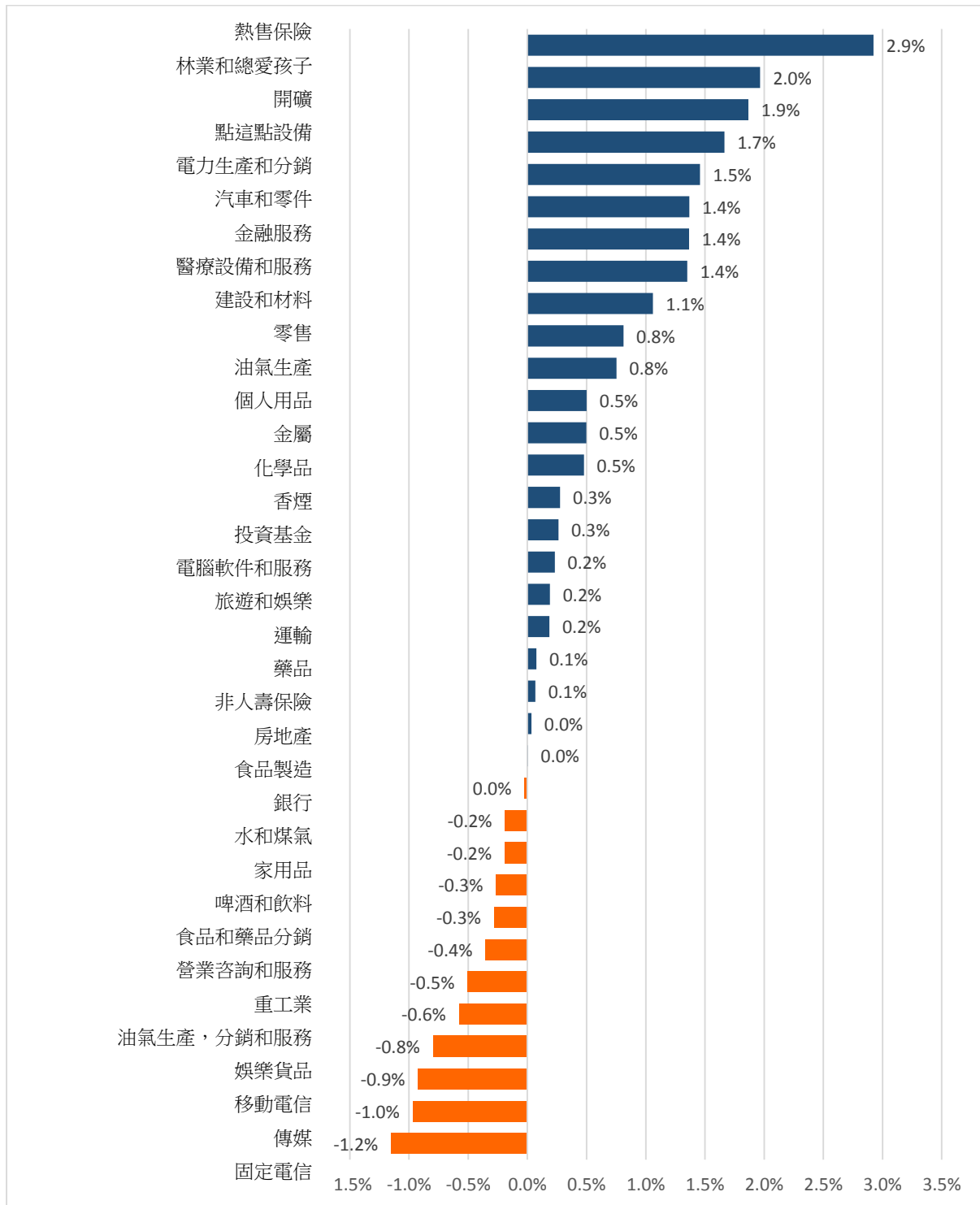
資料源: Bloomberg & Yuanta Research

資料源: Bloomberg & Yuanta  
Research

資料源: Bloomberg & Yuanta Research

We Create Fortune

## 各行業板塊的交易走勢



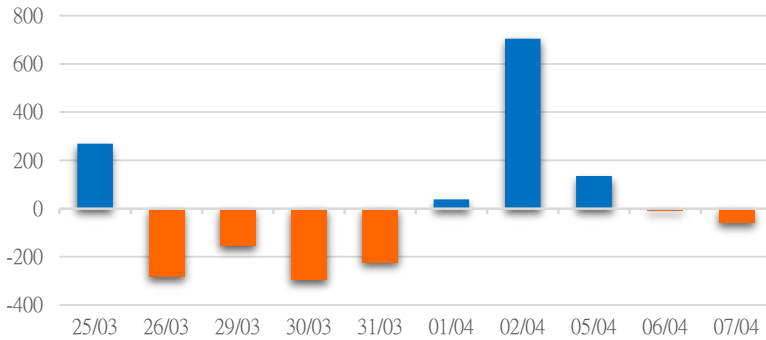
資料源: FiinPro - YSVN



We Create Fortune

## 外資買進賣統計

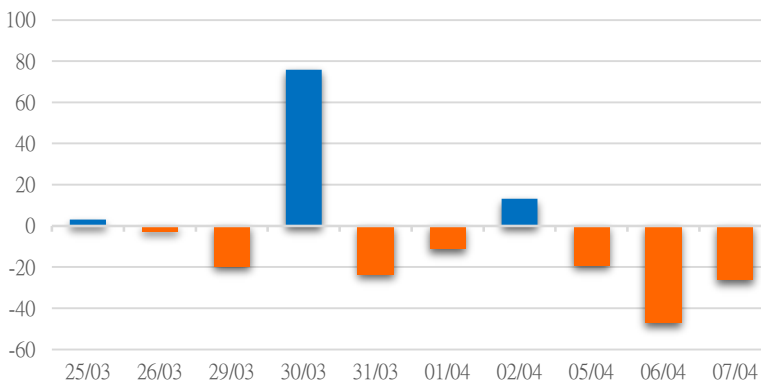
HSX 外資每日買/賣超



證券代碼	買超金額 (百萬盾)	證券代碼	賣超金額 (百萬盾)
FUEVFNVD	94,201	CTG	181,609
VRE	63,184	VNM	90,707
MBB	40,343	GAS	45,122
HPG	38,629	VPB	29,528
HDB	32,005	PLX	27,064

HSX 外資買/賣超的前 5 名

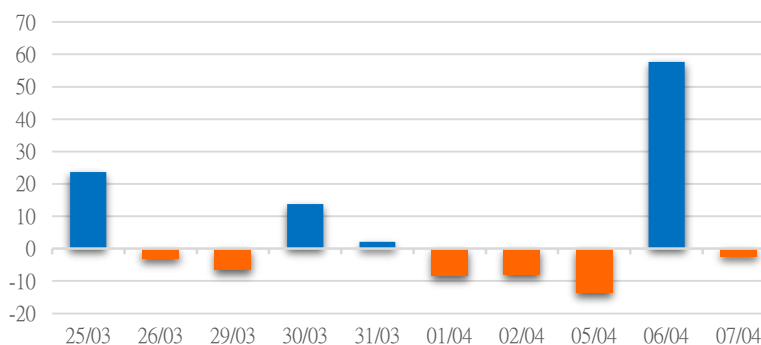
HNX 外資每日買/賣超



證券代碼	買超金額 (百萬盾)	證券代碼	賣超金額 (百萬盾)
ACM	1,223	PVS	12,645
SHB	1,006	APS	4,308
PSD	810	API	2,720
DXP	389	VND	2,475
IDV	385	PVC	2,307

HNX 外資買/賣超的前 5 名

UPCOM 外資每日買/賣超



證券代碼	買超金額 (百萬盾)	證券代碼	賣超金額 (百萬盾)
ACV	4,349	VEA	3,609
MML	2,121	ABI	1,839
SIP	1,149	C4G	616
HPP	1,048	PGV	197
VLB	656	PPH	180

UPCOM 外資買/賣超的前 5 名

源: FiinPro - YSVN



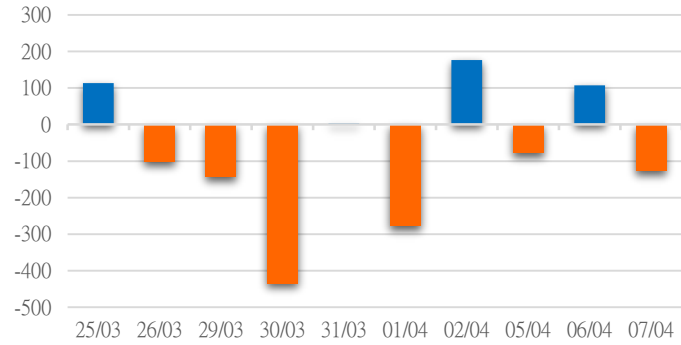
We Create **Fortune**

## 自營進出統計

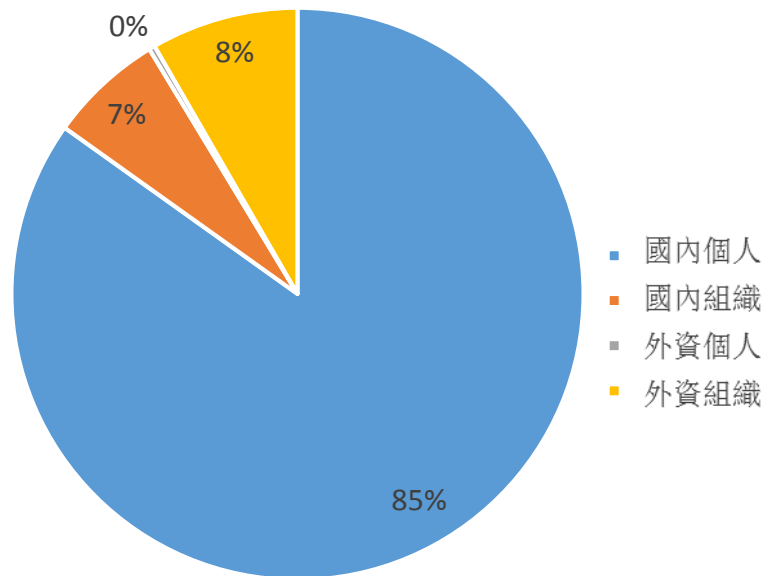
證券代碼	買超金額 (百萬盾)	證券代碼	賣超金額 (百萬盾)
TCB	54,701	FUEVFNVD	93,554
VIC	32,479	STB	36,651
KDH	26,149	GAS	18,170
IJC	10,859	FPT	12,189
NVL	7,697	MBB	9,455

券商自營交易最大前名

券商自營交易每日買/賣超  
(bil.VND)



## 越南證券市場投資人類別統計

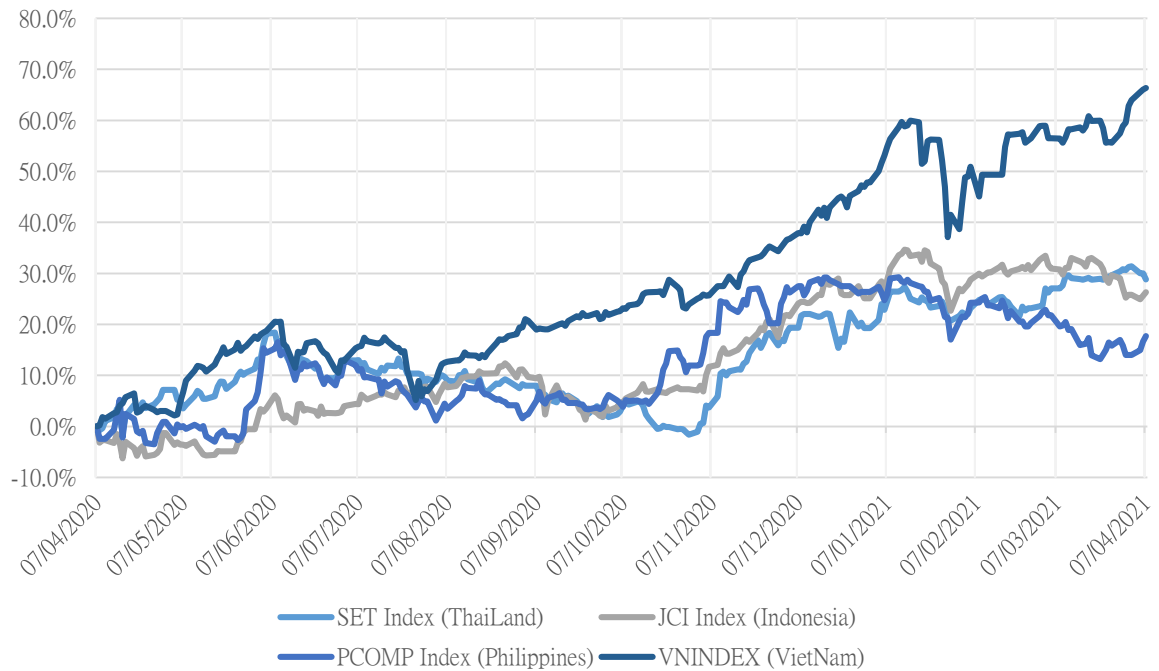


資料源: FinPro - YSVN



We Create Fortune

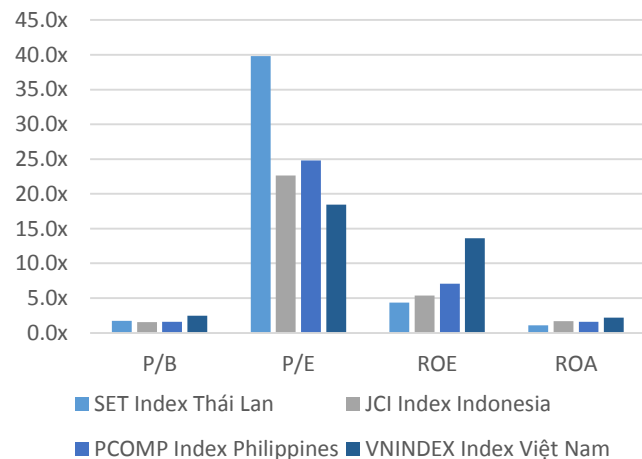
### 東南亞主要市場走勢比較



### 東南亞主要市場數據

		Thailand	Indonesia	Philippines	Vietnam
P/B		1.7x	1.5x	1.6x	2.6x
P/E		39.2x	23.3x	25.5x	19.3x
ROE	%	4.36	5.27	7.08	13.60
ROA	%	1.09	1.64	1.58	2.19
Vốn hóa	Bil.USD	571.10	486.83	172.24	201.32
GTGD	Bil.USD	2.32	0.55	0.06	0.66
LS cổ tức	%	2.45	2.09	1.75	1.29

源：Bloomberg & YSVN





We Create **Fortune**

## 元大證券（越南）公司

### 個人客戶分析部

**Nguyễn Th ê Minh**

研究分析經理

+84 28 3622 6868 ext 3826

minh.nguyen@yuanta.com.vn

**Lý Thị Hi ền n**

研究分析主管

+84 28 3622 6868 ext 3908

hien.ly@yuanta.com.vn

**Quách Đức Khánh**

高級分析專員

+84 28 3622 6868 ext 3833

khanh.quach@yuanta.com.vn

**Khổng Hữu Hiệp**

高級分析專員

+84 28 3622 6868 ext 3912

hiep.khong@yuanta.com.vn

**Nguyễn Trịnh Ngọc Hồng**

高級分析專員

+84 28 3622 6868 ext 3832

hong.nguyen@yuanta.com.vn

**Phạm Tấn Phát**

高級分析專員

+84 28 3622 6868 ext 3880

phat.pham@yuanta.com.vn

### 個人客戶業務部

**Nguyễn Thanh Tùng**

總公司業務經理

+84 28 3622 6868 ext 3609

tung.nguyen@yuanta.com.vn

**Phạm Đắc Thành**

北部區域經理

+84 28 3622 6868 ext 3416

thanh.pham@yuanta.com.vn

**Nguyễn Mạnh Hoạt**

南部區域經理(胡志明市區域)

+84 28 3622 6868 ext 3847

hoat.nguyen@yuanta.com.vn

**Lương Kỷ Ty**

堤岸分行經理

+84 28 3622 6868 ext 3653

ty.luong@yuanta.com.vn

**Bùi Quốc Phong**

同奈分行經理

+84 28 3622 6868 ext 3701

phong.bui@yuanta.com.vn

**Võ Thị Thu Thủy**

平陽分行經理

+84 28 3622 6868 ext 3505

thuy.vo@yuanta.com.vn

**Nguyễn Việt Quang**

河內分行經理

+84 28 3622 6868 ext 3404

quang.nguyen@yuanta.com.vn

**Võ Đình Tuấn**

峴港分行經理

+84 28 3622 6868 ext 3301

tuan.vo@yuanta.com.vn

**Đinh Thị Thu Cúc**

頭頓分行經理

+84 28 3622 6868 ext 3203

cuc.dinh@yuanta.com.vn





We Create **Fortune**

## Appendix A: Important Disclosures

### Analyst Certification

Each research analyst primarily responsible for the content of this research report, in whole or in part, certifies that with respect to each security or issuer that the analyst covered in this report: (1) all of the views expressed accurately reflect his or her personal views about those securities or issuers; and (2) no part of his or her compensation was, is, or will be, directly or indirectly, related to the specific recommendations or views expressed by that research analyst in the research report.

### Ratings Definitions

**BUY:** We have a positive outlook on the stock based on our expected absolute or relative return over the investment period. Our thesis is based on our analysis of the company's outlook, financial performance, catalysts, valuation and risk profile. We recommend investors add to their position.

**HOLD-Outperform:** In our view, the stock's fundamentals are relatively more attractive than peers at the current price. Our thesis is based on our analysis of the company's outlook, financial performance, catalysts, valuation and risk profile.

**HOLD-Underperform:** In our view, the stock's fundamentals are relatively less attractive than peers at the current price. Our thesis is based on our analysis of the company's outlook, financial performance, catalysts, valuation and risk profile.

**SELL:** We have a negative outlook on the stock based on our expected absolute or relative return over the investment period. Our thesis is based on our analysis of the company's outlook, financial performance, catalysts, valuation and risk profile. We recommend investors reduce their position.

**Under Review:** We actively follow the company, although our estimates, rating and target price are under review.

**Restricted:** The rating and target price have been suspended temporarily to comply with applicable regulations and/or Yuanta policies.

Note: Yuanta research coverage with a Target Price is based on an investment period of 12 months. Greater China Discovery Series coverage does not have a formal 12 month Target Price and the recommendation is based on an investment period specified by the analyst in the report.

### Global Disclaimer

© 2018 Yuanta. All rights reserved. The information in this report has been compiled from sources we believe to be reliable, but we do not hold ourselves responsible for its completeness or accuracy. It is not an offer to sell or solicitation of an offer to buy any securities. All opinions and estimates included in this report constitute our judgment as of this date and are subject to change without notice.

This report provides general information only. Neither the information nor any opinion expressed herein constitutes an offer or invitation to make an offer to buy or sell securities or other investments. This material is prepared for general circulation to clients and is not intended to provide tailored investment advice and does not take into account the individual financial situation and objectives of any specific person who may receive this report. Investors should seek financial advice regarding the appropriateness of investing in any securities, investments or investment strategies discussed or recommended in this report. The information contained in this report has been compiled from sources believed to be reliable but no representation or warranty, express or implied, is made as to its accuracy, completeness or correctness. This report is not (and should not be construed as) a solicitation to act as securities broker or dealer in any jurisdiction by any person or company that is not legally permitted to carry on such business in that jurisdiction.

Yuanta research is distributed in the United States only to Major U.S. Institutional Investors (as defined in Rule 15a-6 under the Securities Exchange Act of 1934, as amended and SEC staff interpretations thereof). All transactions by a US person in the securities mentioned in this report must be effected through a registered broker-dealer under Section 15 of the Securities Exchange Act of 1934, as amended. Yuanta research is distributed in Taiwan by Yuanta Securities Investment Consulting. Yuanta research is distributed in Hong Kong by Yuanta Securities (Hong Kong) Co. Limited, which is licensed in Hong Kong by the Securities and Futures Commission for regulated activities, including Type 4 regulated activity (advising on securities). In Hong Kong, this research report may not be redistributed, retransmitted or disclosed, in whole or in part or any form or manner, without the express written