

當日市場：大型股有所停滯，市場出現調整

2021/04/09

市場走勢

市場指數	VNI	HNI	UPCOM
收盤	1,234.89	293.75	83.07
%日	-0.60%	0.31%	0.62%
%週	1.55%	0.46%	1.66%
%月	5.70%	11.51%	4.60%
%年	65.09%	182.64%	65.12%

成交值(十億盾)

當日	14,125	3,009	1,521
日均量/週	15,941	3,087	1,336
日均量/月	15,713	2,711	1,250

外資進出

買進	1,109.10	45.34	23.77
賣出	1,120.27	17.60	19.02
買賣超	-11.17	27.74	4.75

市場漲跌家數

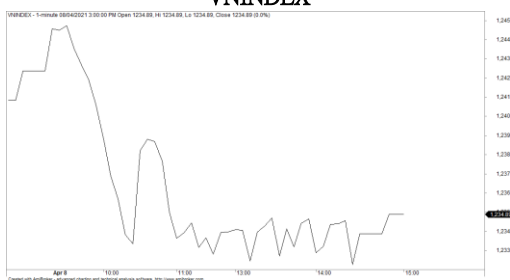
上漲	140	114	171
下跌	184	100	130
持平	86	154	602

市場指標

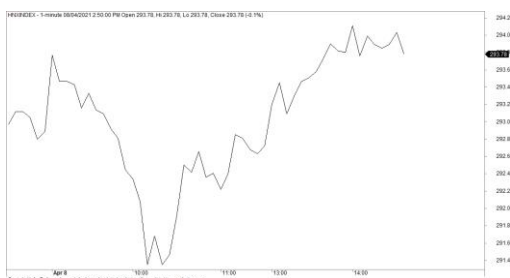
P/E	19.33	18.84	29.42
總市值 (兆盾)	4,686	356	1,103
股息殖利率	2.73%	3.06%	4.24%

資料源: Bloomberg - YSVN

VNINDEX



HNIINDEX



市場走勢

大盤股的拋售壓力導致 VN-Index 下跌。該指數下跌 0.6% 至 1234.89 點。午盤的 HNX-Index 指數回升，報 293.75 點，上漲 0.31%。Upcom-Index 也同步上漲 0.62%。三大市場的交易價值達到 17 兆 3,490 億越南盾，比前一交易日下跌近 6.5%。

拋售壓力不太大，但出現在許多大型股上，例如 VIC (-1.8%)，VCB (-1.9%)，MBB (-1.9%)，BID (-1.6%)，BVH (-1.6%)，造成對指數的壓力。KDH (+1.1%)，HDB (+1.1%) 的上漲勢頭沒有太大影響。

在行業方面，房地產，尤其是中小型股獲得了良好的表現，例如 DXG (+4.1%)，DIG (+5.5%)，DTA (+6%)，CKG (+6.9%)，LHG (+3.9%)，NTL (+3.3%) 等。

外資當天買超 210 億越南盾，其中 VRE (720 億)，NVL (350 億) 和 HPG (270 億) 居買超榜首。相反，BID (380 億)，VNM (300 億) 和 KDH (300 億) 被拋售最多。

市場短期觀點

我們認為市場可能在下一個交易日恢復到上漲趨勢，並且 VN-Index 在接下來的幾個交易日中仍可能挑戰 1,283-1,300 點的阻力位。同時，市場仍處於朝著積極方向劇烈波動的階段，因此我們認為市場的調整可能會很快會結束。此外，我們認為中期風險仍然較低，情緒指標仍處於積極區域。

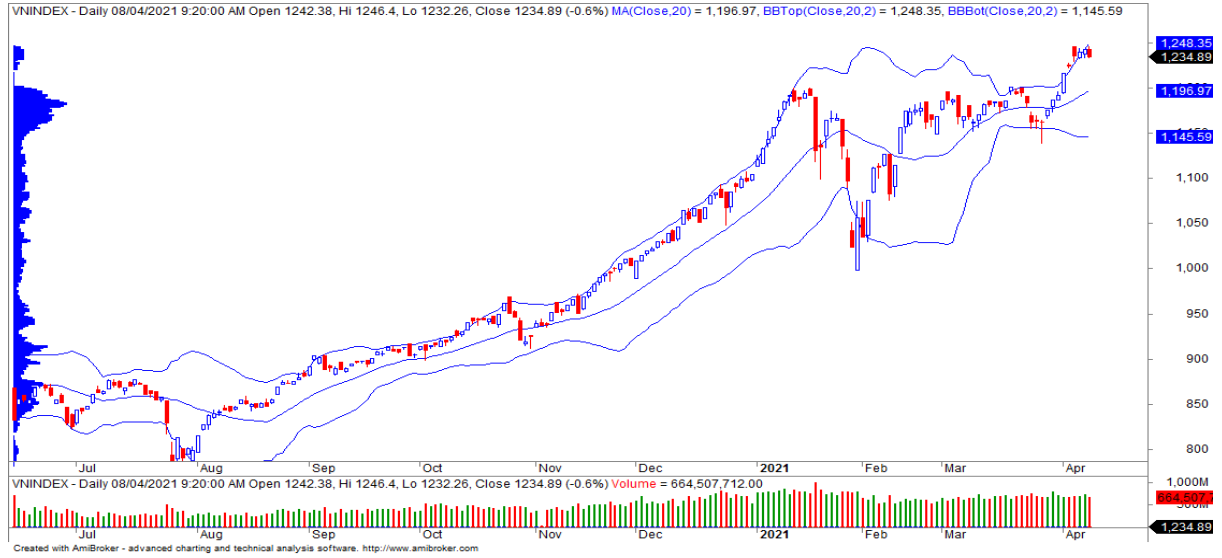
總觀市場的短期趨勢仍然為上漲。因此，我們建議短期投資者繼續在投資組合中持有較高比例的股票，並利用調整的機會增加持股比例或購買新股票。

請在 <https://ysradar.yuanta.com.vn/> 查看有關股票的信號。

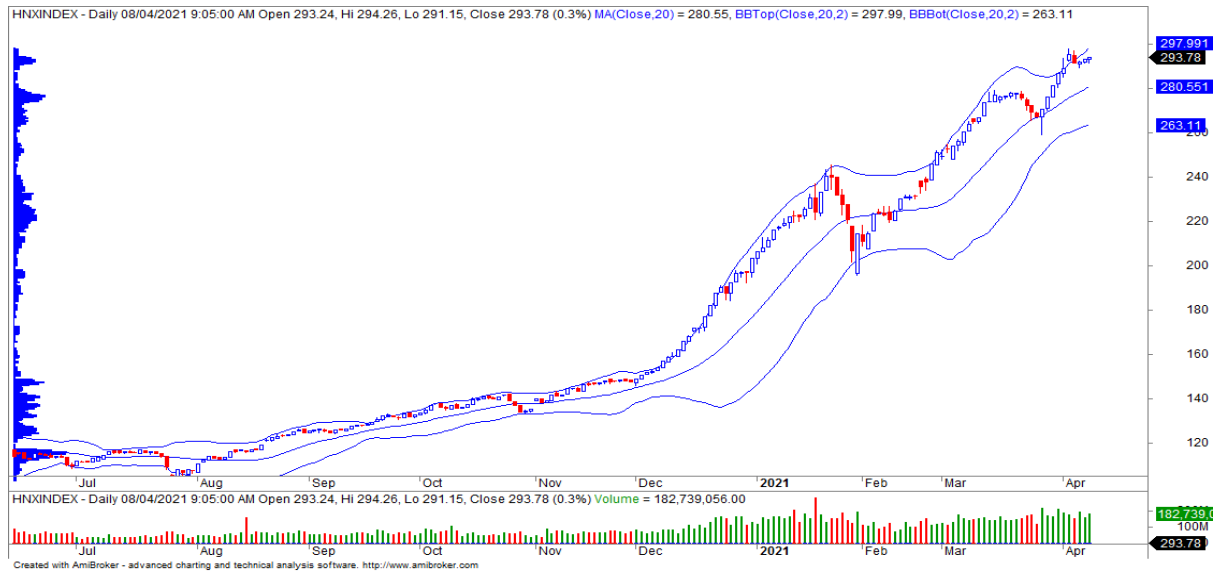


We Create Fortune

## 技術分析圖



VN-Index 指數技術分析圖



HNX-Index 指數技術分析圖

指數	短期趨勢	中期趨勢	阻力區 1	阻力區 2	支撐區 1	支撐區 2
VN-Index	上漲	上漲	1250	1280	1150	970
HNX-Index	上漲	上漲	298	303	196	180
VN30	上漲	上漲	1250	1272	1162	960
VNMidcaps	上漲	上漲	1,430	1500	969	963
VNSmallcaps	上漲	上漲	1235	1280	822	804

We Create Fortune

胡志明市交易所 (HSX)

	收盤	漲跌%
VNI	1234.89	-0.60%
VN30	1251.81	-0.47%
VN Mid	1517.09	0.29%
VN Small	1326.85	-0.15%

河內交易所 (HSX)

	收盤	漲跌%
HNI	293.75	0.31%
HN30	447.44	0.65%
VNX AllSh	1209.11	-0.38%

UPCOM 市場 (UPCoM)

	收盤	漲跌%
UPCoM	83.07	0.62%

外資交易	成交值 (Bil.VND)
買進	1109.1
賣出	1120.27
買超/賣超	-11.17

外資交易	成交值 (Bil.VND)
買進	45.34
賣出	17.60
買超/賣超	27.74

外資交易	成交值 (Bil.VND)
買進	23.77
賣出	19.02
買超/賣超	4.75

上漲排名/股碼	漲跌 (VND)	漲跌%
DLG	210	6.93%
SAV	2850	6.93%
CKG	1050	6.91%
DIG	1600	5.46%
ROS	260	5.17%

上漲排名/股碼	漲跌 (VND)	漲跌%
OCH	900	9.38%
BAX	8100	8.62%
TNG	1300	5.51%
VND	1500	4.41%
NVB	600	3.49%

上漲排名/股碼	漲跌 (VND)	漲跌%
ORS	1991	10.76%
PXL	841	7.93%
NAB	804	4.90%
KLB	892	4.39%
BVB	465	3.16%

下跌排名/股碼	漲跌 (VND)	漲跌%
RIC	-2000	-6.98%
VOS	-330	-6.88%
JVC	-400	-6.87%
HAI	-260	-5.79%
YEG	-1950	-5.44%

下跌排名/股碼	漲跌 (VND)	漲跌%
ART	-900	-8.11%
LIG	-400	-4.35%
IDV	-3300	-3.82%
PVC	-400	-3.39%
HUT	-200	-2.78%

下跌排名/股碼	漲跌 (VND)	漲跌%
DGT	-2157	-8.56%
VNB	-1001	-4.43%
C4G	-356	-2.85%
BSR	-392	-2.15%
PPH	-559	-1.88%

\*註：市值 > 5,000 億越南盾；成交值 > 15 億越南盾

市值排名/股碼	Bil.VND
VIC	431,936
VCB	377,935
VHM	330,596
VNM	209,205
BID	183,203

市值排名/股碼	Bil.VND
THD	68,635
SHB	43,763
BAB	20,617
VCS	15,408
IDC	12,030

市值排名/股碼	Bil.VND
ACV	160,798
MCH	72,063
VEA	60,002
BSR	56,507
MSR	24,146

交易量排名/股碼	成交值	30 日均
ROS	38,376,700	28,274,996
FLC	35,432,300	36,181,317
STB	26,685,400	34,802,439
HQC	23,320,000	19,148,496
MBB	22,526,496	17,280,504

交易量排名/股碼	成交值	30 日均
SHB	18,081,388	38,335,283
ACM	14,994,282	3,163,442
ART	13,847,723	7,386,329
PVS	12,091,386	10,987,870
KLF	11,749,453	12,389,988

交易量排名/股碼	成交值	30 日均
BSR	18,329,217	15,095,362
PGB	14,207,839	564,137
ABB	7,216,754	4,011,165
KSH	6,290,809	3,171,888
BVB	4,744,878	2,068,781

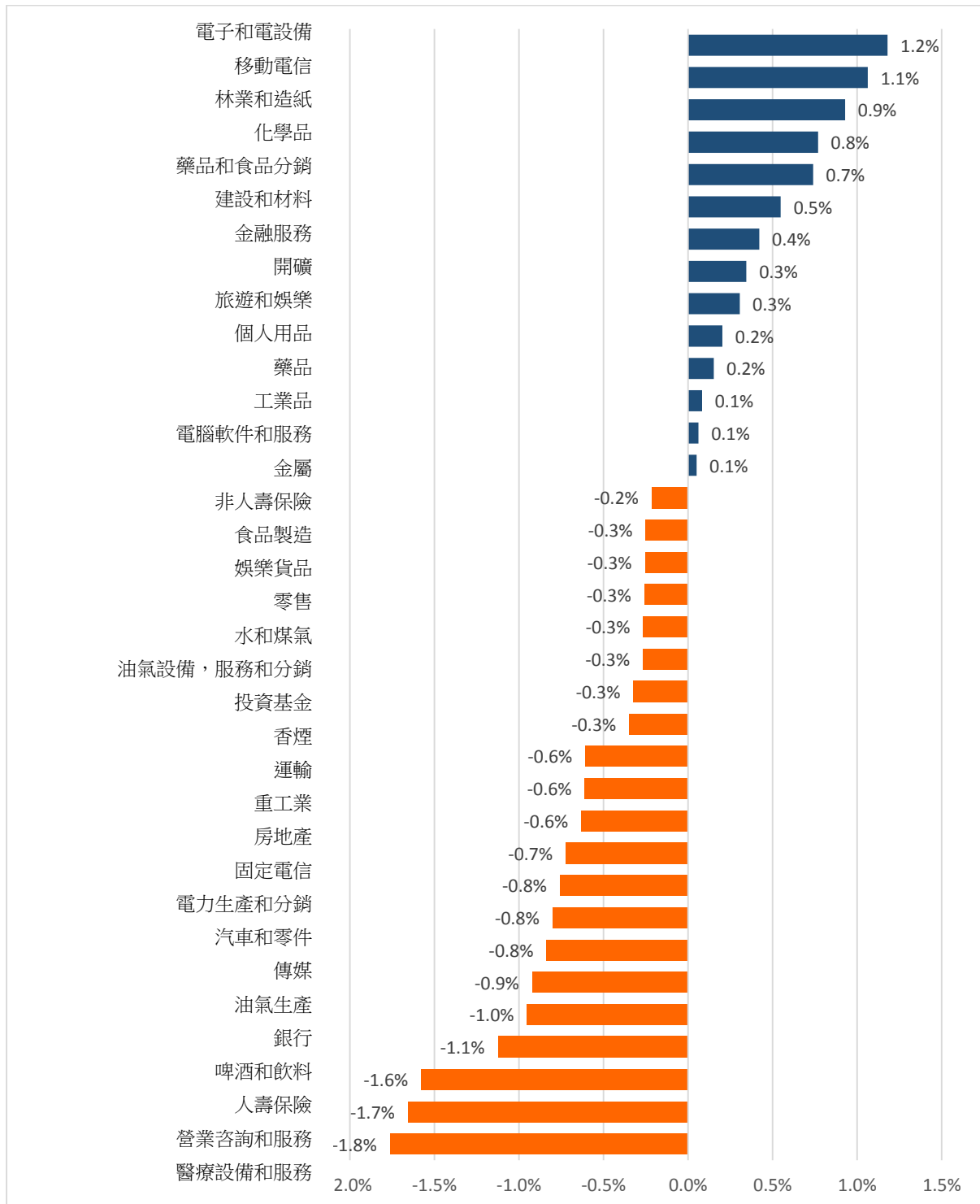
資料源: Bloomberg & Yuanta Research

資料源: Bloomberg & Yuanta Research

資料源: Bloomberg & Yuanta Research

We Create Fortune

## 各行業板塊的交易走勢



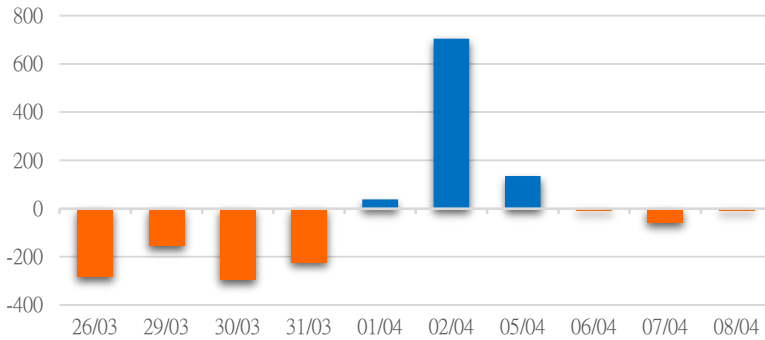
資料源: FiinPro - YSVN



We Create Fortune

## 外資買進賣統計

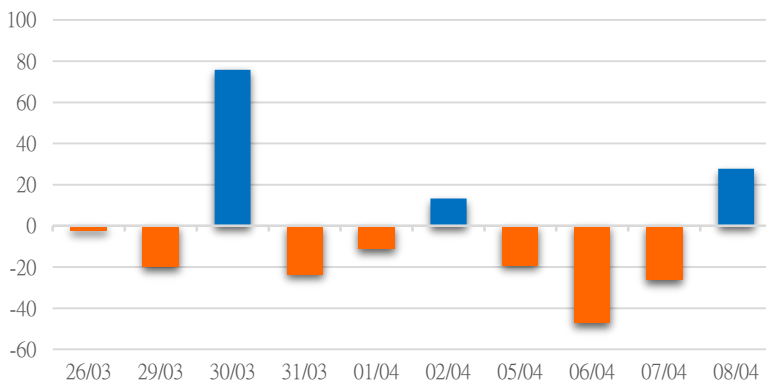
HSX 外資每日買/賣超



證券代碼	買超金額 (Mil.VND)	證券代碼	賣超金額 (Mil.VND)
VRE	71,962	BID	37,596
NVL	35,229	VNM	30,265
HPG	26,646	KDH	29,977
STB	19,151	VCB	27,171
VJC	15,634	CTG	26,697

HSX 外資買/賣超的前 5 名

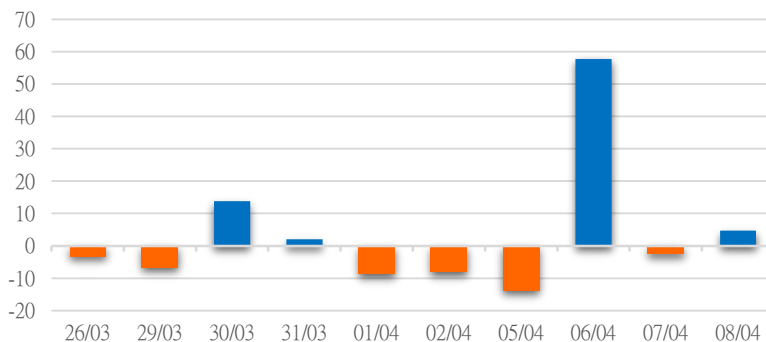
HNX 外資每日買/賣超



證券代碼	買超金額 (Mil.VND)	證券代碼	賣超金額 (Mil.VND)
VND	19,227	CVN	1,430
SHS	10,216	PVS	880
IDV	1,021	PPS	834
ACM	911	CSC	664
PSD	728	PVC	552

HNX 外資買/賣超的前 5 名

UPCOM 外資每日買/賣超



證券代碼	買超金額 (Mil.VND)	證券代碼	賣超金額 (Mil.VND)
QNS	8,341	ACV	3,391
SIP	3,237	ABI	2,000
HPP	2,556	VEA	1,660
LTG	1,742	CTR	1,175
MML	1,693	CNC	196

UPCOM 外資買/賣超的前 5 名

源: FiinPro - YSVN



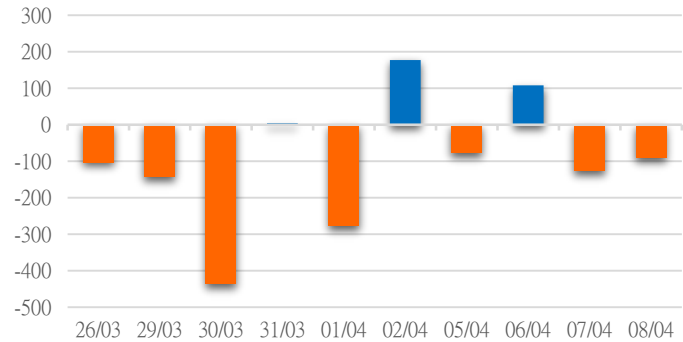
We Create **Fortune**

## 自營進出統計

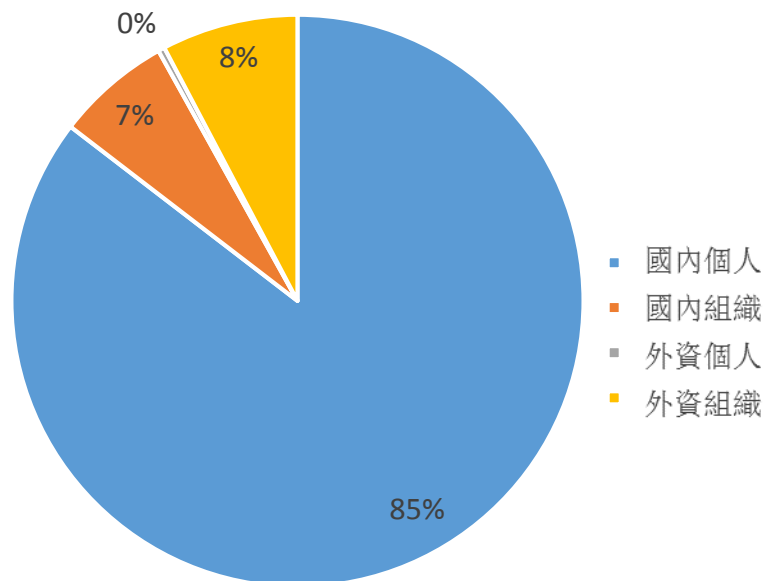
證券代碼	買超金額 (百萬盾)	證券代碼	賣超金額 (百萬盾)
TCB	36,433	NVL	23,334
PLX	25,799	VRE	21,870
HPG	9,993	VHM	12,398
LIX	2,319	GAS	10,212
VIC	2,303	MWG	7,549

券商自營交易最大前名

券商自營交易每日買/賣超  
(bil.VND)



## 越南證券市場投資人類別統計

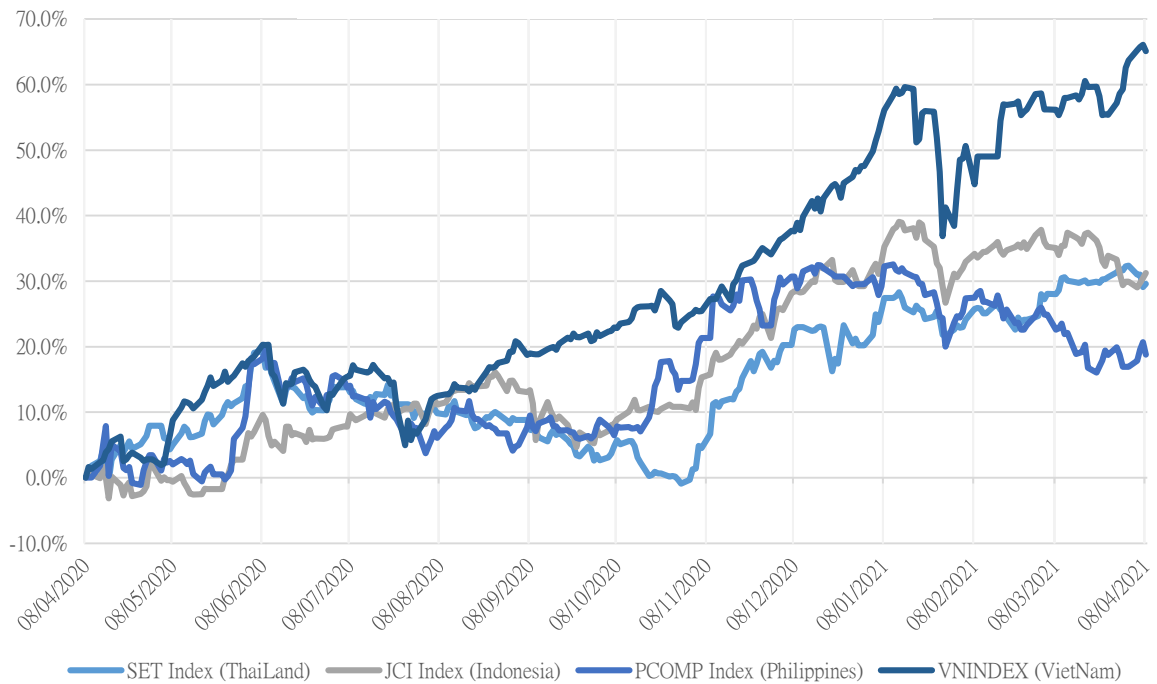


資料源: FinPro - YSVN



We Create Fortune

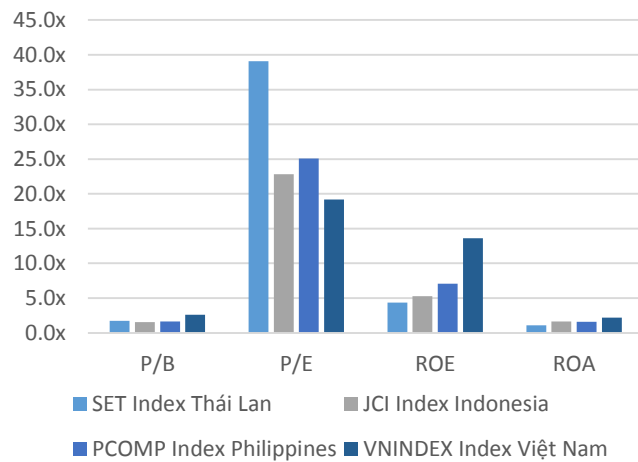
### 東南亞主要市場走勢比較



### 東南亞主要市場數據

		Thailand	Indonesia	Philippines	Vietnam
P/B		1.7x	1.6x	1.6x	2.6x
P/E		39.1x	22.8x	25.1x	19.2x
ROE	%	4.36	5.29	7.08	13.60
ROA	%	1.09	1.65	1.59	2.19
Vốn hóa	Bil.USD	560.88	488.29	174.32	201.77
GTGD	Bil.USD	3.07	0.56	0.07	0.64
LS cổ tức	%	2.47	2.08	1.78	1.30

源：Bloomberg & YSVN







We Create **Fortune**

## 元大證券（越南）公司

### 個人客戶分析部

**Nguyễn Th ê Minh**

研究分析經理

+84 28 3622 6868 ext 3826

minh.nguyen@yuanta.com.vn

**Lý Thị Hi ền n**

研究分析主管

+84 28 3622 6868 ext 3908

hien.ly@yuanta.com.vn

**Quách Đức Khánh**

高級分析專員

+84 28 3622 6868 ext 3833

khanh.quach@yuanta.com.vn

**Khổng Hữu Hiệp**

高級分析專員

+84 28 3622 6868 ext 3912

hiep.khong@yuanta.com.vn

**Nguyễn Trịnh Ngọc Hồng**

高級分析專員

+84 28 3622 6868 ext 3832

hong.nguyen@yuanta.com.vn

**Phạm Tấn Phát**

高級分析專員

+84 28 3622 6868 ext 3880

phat.pham@yuanta.com.vn

### 個人客戶業務部

**Nguyễn Thanh Tùng**

總公司業務經理

+84 28 3622 6868 ext 3609

tung.nguyen@yuanta.com.vn

**Phạm Đắc Thành**

北部區域經理

+84 28 3622 6868 ext 3416

thanh.pham@yuanta.com.vn

**Nguyễn Mạnh Hoạt**

南部區域經理(胡志明市區域)

+84 28 3622 6868 ext 3847

hoat.nguyen@yuanta.com.vn

**Lương Kỷ Ty**

堤岸分行經理

+84 28 3622 6868 ext 3653

ty.luong@yuanta.com.vn

**Bùi Quốc Phong**

同奈分行經理

+84 28 3622 6868 ext 3701

phong.bui@yuanta.com.vn

**Võ Thị Thu Thủy**

平陽分行經理

+84 28 3622 6868 ext 3505

thuy.vo@yuanta.com.vn

**Nguyễn Việt Quang**

河內分行經理

+84 28 3622 6868 ext 3404

quang.nguyen@yuanta.com.vn

**Võ Đình Tuấn**

峴港分行經理

+84 28 3622 6868 ext 3301

tuan.vo@yuanta.com.vn

**Đinh Thị Thu Cúc**

頭頓分行經理

+84 28 3622 6868 ext 3203

cuc.dinh@yuanta.com.vn





We Create **Fortune**

## Appendix A: Important Disclosures

### Analyst Certification

Each research analyst primarily responsible for the content of this research report, in whole or in part, certifies that with respect to each security or issuer that the analyst covered in this report: (1) all of the views expressed accurately reflect his or her personal views about those securities or issuers; and (2) no part of his or her compensation was, is, or will be, directly or indirectly, related to the specific recommendations or views expressed by that research analyst in the research report.

### Ratings Definitions

**BUY:** We have a positive outlook on the stock based on our expected absolute or relative return over the investment period. Our thesis is based on our analysis of the company's outlook, financial performance, catalysts, valuation and risk profile. We recommend investors add to their position.

**HOLD-Outperform:** In our view, the stock's fundamentals are relatively more attractive than peers at the current price. Our thesis is based on our analysis of the company's outlook, financial performance, catalysts, valuation and risk profile.

**HOLD-Underperform:** In our view, the stock's fundamentals are relatively less attractive than peers at the current price. Our thesis is based on our analysis of the company's outlook, financial performance, catalysts, valuation and risk profile.

**SELL:** We have a negative outlook on the stock based on our expected absolute or relative return over the investment period. Our thesis is based on our analysis of the company's outlook, financial performance, catalysts, valuation and risk profile. We recommend investors reduce their position.

**Under Review:** We actively follow the company, although our estimates, rating and target price are under review.

**Restricted:** The rating and target price have been suspended temporarily to comply with applicable regulations and/or Yuanta policies.

Note: Yuanta research coverage with a Target Price is based on an investment period of 12 months. Greater China Discovery Series coverage does not have a formal 12 month Target Price and the recommendation is based on an investment period specified by the analyst in the report.

### Global Disclaimer

© 2018 Yuanta. All rights reserved. The information in this report has been compiled from sources we believe to be reliable, but we do not hold ourselves responsible for its completeness or accuracy. It is not an offer to sell or solicitation of an offer to buy any securities. All opinions and estimates included in this report constitute our judgment as of this date and are subject to change without notice.

This report provides general information only. Neither the information nor any opinion expressed herein constitutes an offer or invitation to make an offer to buy or sell securities or other investments. This material is prepared for general circulation to clients and is not intended to provide tailored investment advice and does not take into account the individual financial situation and objectives of any specific person who may receive this report. Investors should seek financial advice regarding the appropriateness of investing in any securities, investments or investment strategies discussed or recommended in this report. The information contained in this report has been compiled from sources believed to be reliable but no representation or warranty, express or implied, is made as to its accuracy, completeness or correctness. This report is not (and should not be construed as) a solicitation to act as securities broker or dealer in any jurisdiction by any person or company that is not legally permitted to carry on such business in that jurisdiction.

Yuanta research is distributed in the United States only to Major U.S. Institutional Investors (as defined in Rule 15a-6 under the Securities Exchange Act of 1934, as amended and SEC staff interpretations thereof). All transactions by a US person in the securities mentioned in this report must be effected through a registered broker-dealer under Section 15 of the Securities Exchange Act of 1934, as amended. Yuanta research is distributed in Taiwan by Yuanta Securities Investment Consulting. Yuanta research is distributed in Hong Kong by Yuanta Securities (Hong Kong) Co. Limited, which is licensed in Hong Kong by the Securities and Futures Commission for regulated activities, including Type 4 regulated activity (advising on securities). In Hong Kong, this research report may not be redistributed, retransmitted or disclosed, in whole or in part or any form or manner, without the express written