

當日市場：市場出現分化

2021/04/12

市場走勢

市場指數	VNI	HNI	UPCOM
收盤	1,231.66	293.79	83.01
%日	-0.26%	0.01%	-0.07%
%週	1.55%	0.46%	1.66%
%月	5.70%	11.51%	4.60%
%年	65.09%	182.64%	65.12%

成交值(十億盾)

當日	14,125	3,009	1,521
日均量/週	15,941	3,087	1,336
日均量/月	15,713	2,711	1,250

外資進出

買進	3,860.35	41.45	42.53
賣出	1,526.92	31.95	52.44
買賣超	2,333.43	9.50	-9.91

市場漲跌家數

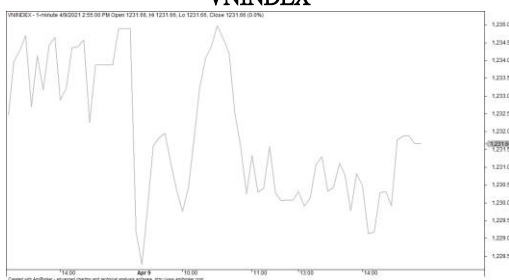
上漲	172	118	223
下跌	165	95	164
持平	73	158	516

市場指標

P/E	19.22	18.99	29.48
總市值 (兆盾)	4,658	358	1,102
股息殖利率	2.75%	3.24%	4.24%

資料源: Bloomberg - YSVN

VNINDEX



HNIINDEX



市場走勢

分化使得市場繼續在窄幅內震盪。VN-Index 收跌 0.26%，報 1231.66 點。HNX-Index 收於 293.79，略高於參考水平；Upcom-Index 收盤價沒有太大變化。三個交易所的交易價值達 17 兆 8,040 億越南盾，與上一交易日持平。

FPT (+3.1%) 在交易期間成為影響力最大的股票。FPT 剛剛於 4 月 8 日召開了股東大會，討論了 2021 年的業務計劃，其中收入計劃為 29 兆 8300 億越南盾，增長 16.4%；稅前利潤 6 兆 2100 億越南盾，增長 18%。

LPG (+3.7%)，STB (+2.3%)，PNJ (+2.1%)，NVL (+1.4%)，VPB (+1.1%) 也表現出相當積極的走勢。

另一方面，2 檔銀行股 VCB (-2.5%)，BID (-1.1%) 最近連續 2 盤大幅下跌。

HQC，DLG，HAI，AMD，ROS 漲停，表明投機性現金流仍然非常活躍。

外資買超 2 兆 3,330 億越南盾，其中以 VHM (2 兆 1,830 億)，VRE (940 億) 和 HPG (660 億) 為重點。如果不包括 VHM 的議價交易，外資在市場上買超了 1500 億越南盾。相反，賣超方面，CTG (730 億)，BID (490 億) 和 KDH (200 億) 領先。

市場短期觀點

我們認為，市場可能會在下一周的前幾個交易日出現回調。同時，我們認為強勁的修正可能還沒有發生，因此 VN-Index 在接下來的幾個交易日中可能仍會向阻力位 1,283-1,300 點移動。此外，短期情緒指標仍處於樂觀區域，並未出現短期風險預警。

總觀市場的短期趨勢仍然為上漲。因此，我們建議短期投資者在投資組合中持有較高比例的股票，並且仍可以衝浪以從投資組合中尋求短期的利潤。

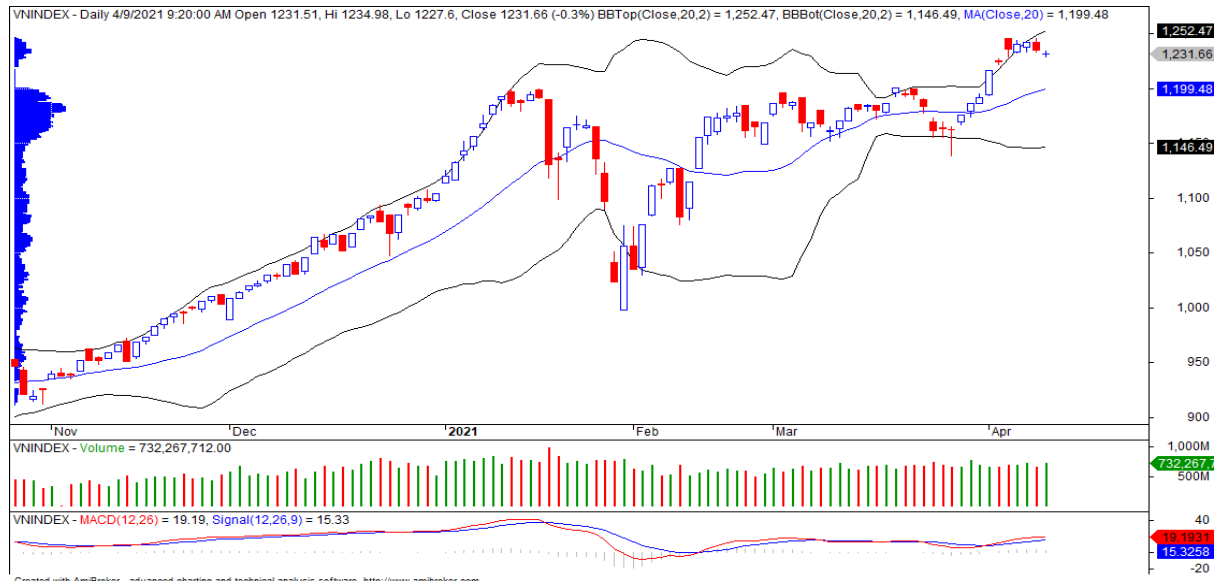
根據周線圖，中期趨勢仍然為上漲。但是中期風險傾向於逐漸增加，因此我們建議中期投資者繼續在投資組合中持有較高的股票比例，並限制未來幾週進行的新投資。

請在 <https://ysradar.yuanta.com.vn/> 查看有關股票的信號。

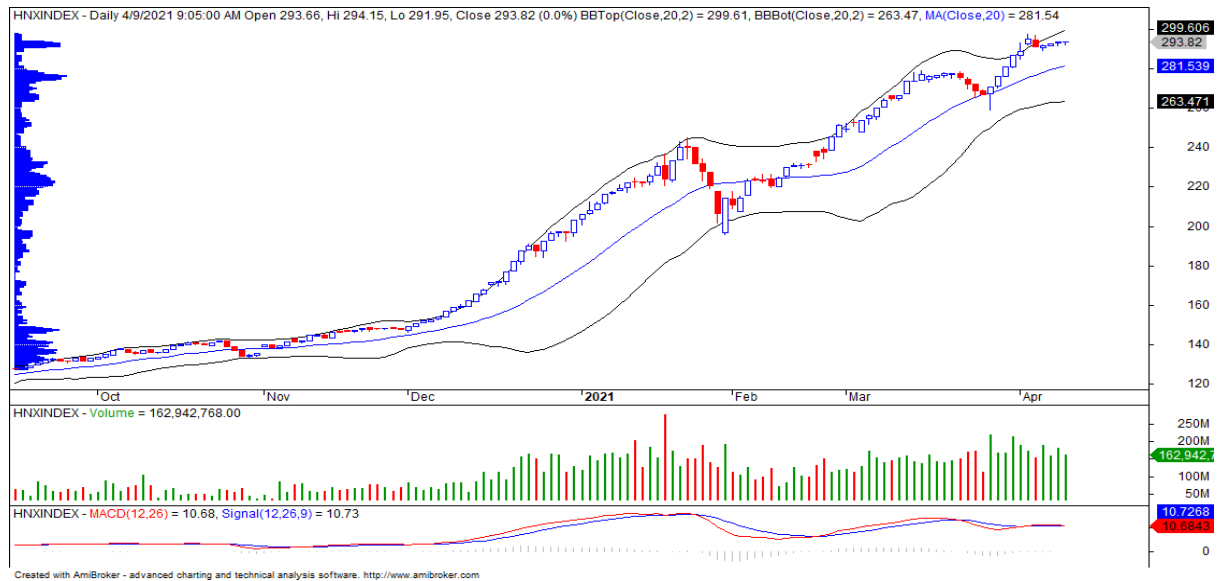


We Create Fortune

技術分析圖



VN-Index 指數技術分析圖



HNX-Index 指數技術分析圖

指數	短期趨勢	中期趨勢	阻力區 1	阻力區 2	支撐區 1	支撐區 2
VN-Index	上漲	上漲	1250	1280	1150	970
HNX-Index	上漲	上漲	298	303	196	180
VN30	上漲	上漲	1250	1272	1162	960
VNMidcaps	上漲	上漲	1,430	1500	969	963
VNSmallcaps	上漲	上漲	1235	1280	822	804

We Create Fortune

胡志明市交易所 (HSX)

	收盤	漲跌%
VNI	1231.66	-0.26%
VN30	1253.26	0.12%
VN Mid	1520.32	0.21%
VN Small	1333.25	0.48%

河內交易所 (HSX)

	收盤	漲跌%
HNI	293.79	0.01%
HN30	448.23	0.18%
VNX AllSh	1210.31	0.10%

UPCOM 市場 (UPCoM)

	收盤	漲跌%
UPCoM	83.01	-0.07%

外資交易	成交值 (Bil.VND)
買進	3860.35
賣出	1526.92
買超/賣超	2333.43

外資交易	成交值 (Bil.VND)
買進	41.45
賣出	31.95
買超/賣超	9.50

外資交易	成交值 (Bil.VND)
買進	42.53
賣出	52.44
買超/賣超	-9.91

上漲排名/ 股碼	漲跌 (VND)	漲跌%
ROS	370	6.99%
AMD	320	6.99%
SAV	3050	6.93%
QCG	630	6.93%
HAI	290	6.86%

上漲排名/ 股碼	漲跌(VND)	漲跌%
BAX	9900	9.70%
VGS	1700	7.87%
BII	700	7.29%
SCI	3100	6.05%
IVS	500	5.05%

上漲排名/ 股碼	漲跌(VND)	漲跌%
KLB	1986	9.37%
PVP	551	3.75%
VCR	840	3.72%
EVF	396	3.27%
SWC	738	2.93%

下跌排名/ 股碼	漲跌 (VND)	漲跌%
YEG	-2350	-6.93%
OPC	-3500	-5.56%
CVT	-2150	-4.53%
VSC	-2100	-4.10%
VOS	-160	-3.58%

下跌排名/ 股碼	漲跌(VND)	漲跌%
IDC	-1000	-2.45%
VC3	-500	-2.17%
HLD	-600	-1.94%
IDV	-1500	-1.81%
VCS	-1500	-1.57%

下跌排名/ 股碼	漲跌(VND)	漲跌%
PVX	-113	-3.65%
HVG	-119	-3.50%
VNB	-701	-3.25%
NTC	-7634	-3.17%
SIP	-5242	-2.91%

*註：市值 > 5,000 億越南盾；成交值 > 15 億越南盾

市值排名/ 股碼	Bil.VND
VIC	424,157
VCB	370,888
VHM	327,965
VNM	208,787
BID	180,186

市值排名/ 股碼	Bil.VND
THD	68,180
SHB	44,113
BAB	20,617
VCS	15,328
IDC	12,240

市值排名/ 股碼	Bil.VND
ACV	159,729
MCH	71,751
VEA	59,646
BSR	55,214
MSR	24,261

交易量排 名/股碼	成交值	30 日均
ROS	53,059,200	28,274,996
HNG	42,934,585	11,783,596
STB	25,817,200	34,802,439
VHM	24,521,400	2,057,435
HQC	23,446,500	19,148,496

交易量排 名/股碼	成交值	30 日均
SHB	23,788,437	38,335,283
PVS	13,301,652	10,987,870
KLF	11,271,873	12,389,988
HUT	9,603,338	6,939,872
ART	9,184,687	7,386,329

交易量排 名/股碼	成交值	30 日均
PVX	13,382,791	2,126,199
BSR	9,372,312	15,095,362
HVG	5,619,585	692,287
KSH	5,342,030	3,171,888
AVF	3,940,500	368,811

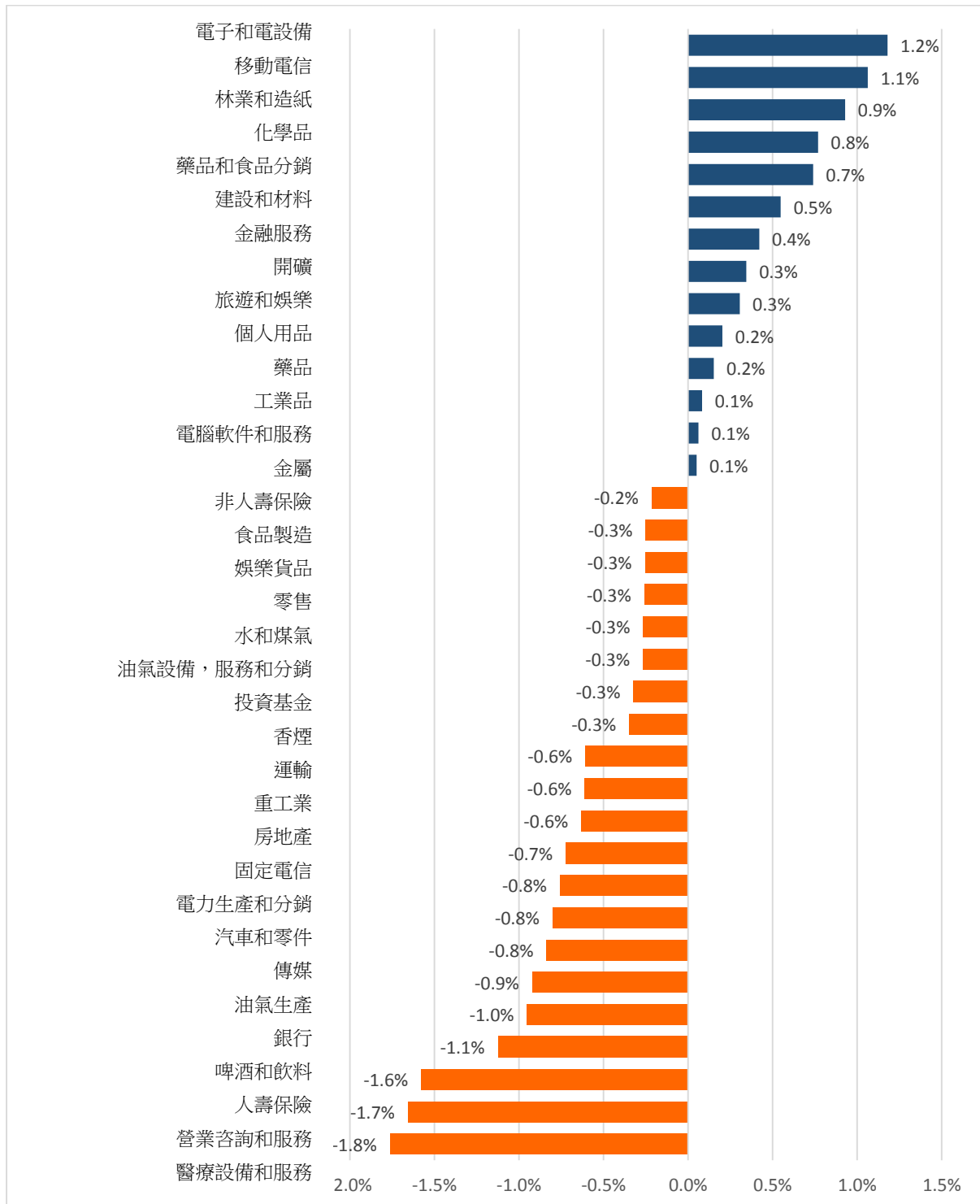
資料源: Bloomberg & Yuanta Research

資料源: Bloomberg & Yuanta Research

資料源: Bloomberg & Yuanta Research

We Create Fortune

各行業板塊的交易走勢



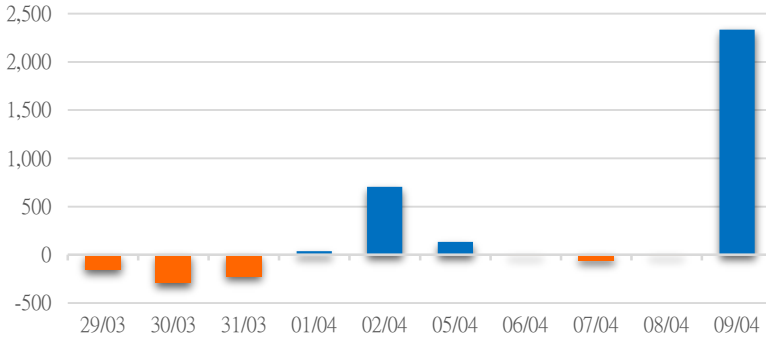
資料源: FiinPro - YSVN



We Create Fortune

外資買進賣統計

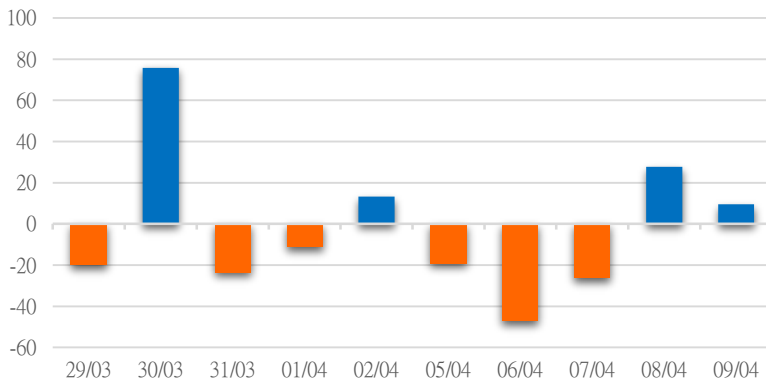
HSX 外資每日買/賣超



證券代碼	買超金額 (Mil.VND)	證券代碼	賣超金額 (Mil.VND)
VHM	2,183,226	CTG	73,028
VRE	93,635	BID	48,849
HPG	66,319	KDH	20,375
STB	39,748	CII	19,774
MSN	33,514	VCB	18,646

HSX 外資買/賣超的前 5 名

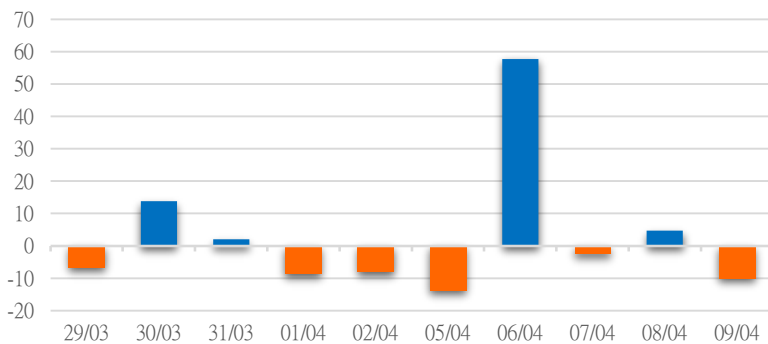
HNX 外資每日買/賣超



證券代碼	買超金額 (Mil.VND)	證券代碼	賣超金額 (Mil.VND)
VND	13,216	BVS	1,847
IDV	1,183	PMB	1,735
BAX	593	PPS	1,568
IDJ	495	VC3	816
OCH	412	BII	686

HNX 外資買/賣超的前 5 名

UPCOM 外資每日買/賣超



證券代碼	買超金額 (Mil.VND)	證券代碼	賣超金額 (Mil.VND)
SIP	2,443	PGV	3,248
MCH	2,334	VEA	1,953
QNS	1,187	ACV	1,336
FOC	533	CTR	624
VCR	211	GHC	226

UPCOM 外資買/賣超的前 5 名

源: FiinPro - YSVN



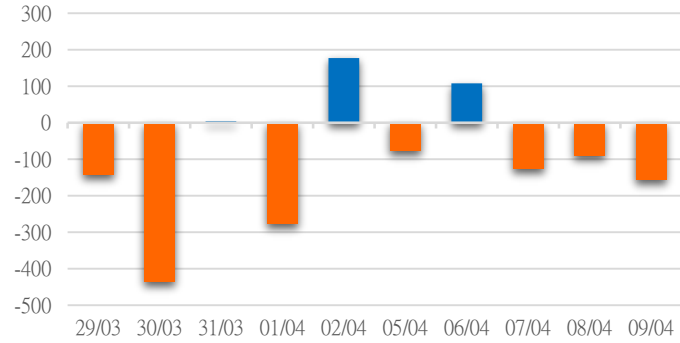
We Create Fortune

自營進出統計

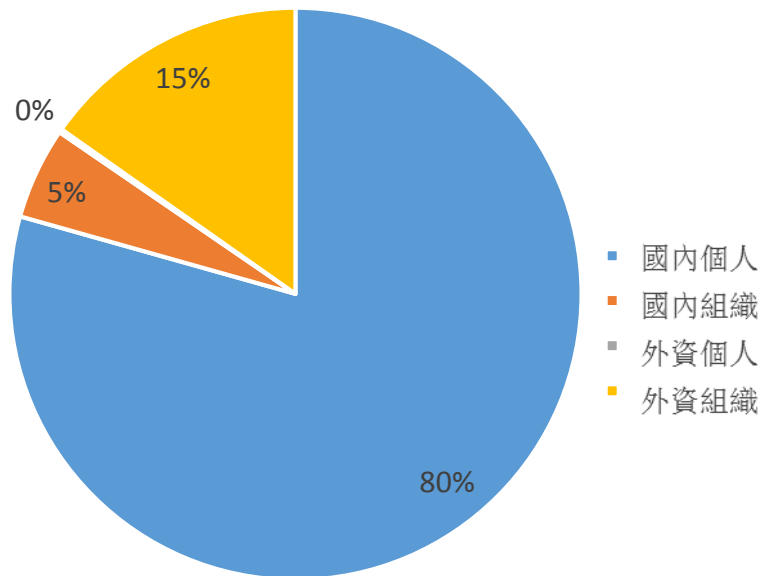
證券代碼	買超金額 (百萬盾)	證券代碼	賣超金額 (百萬盾)
FUESSVFL	7,957	HPG	36,176
MBB	6,518	FUEVFNVD	26,194
HSG	4,500	VPB	20,197
PNJ	2,617	FPT	11,607
GMD	1,896	VHM	8,479

券商自營交易最大前名

券商自營交易每日買/賣超 (bil.VND)



越南證券市場投資人類別統計

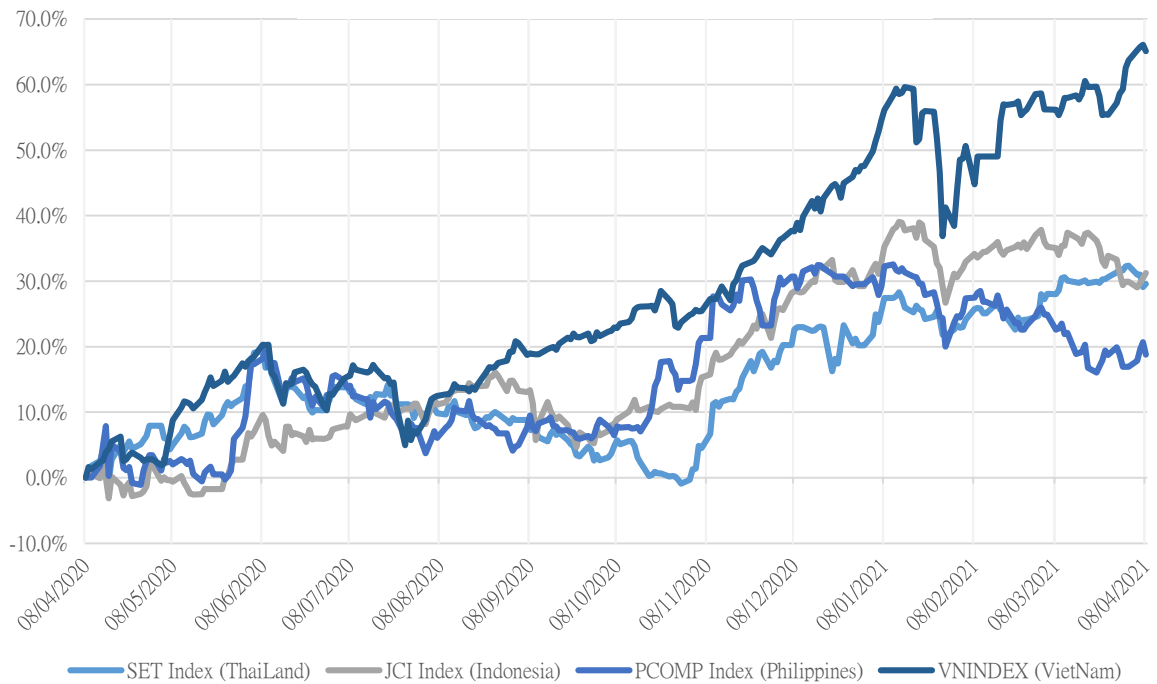


資料源: FinPro - YSVN



We Create Fortune

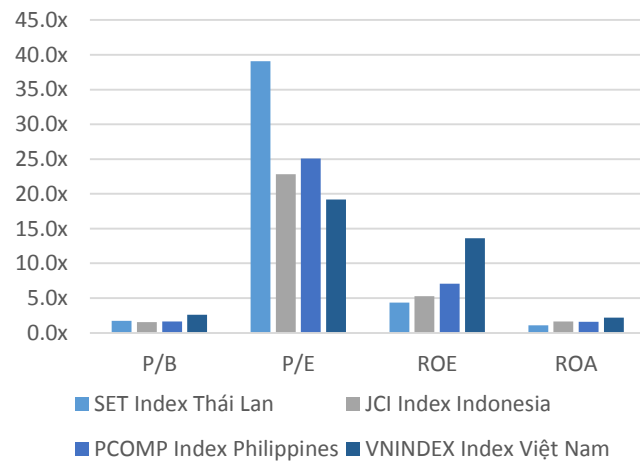
東南亞主要市場走勢比較



東南亞主要市場數據

		Thailand	Indonesia	Philippines	Vietnam
P/B		1.7x	1.6x	1.6x	2.6x
P/E		39.3x	22.8x	25.1x	19.1x
ROE	%	4.36	5.30	7.08	13.60
ROA	%	1.09	1.65	1.59	2.19
Vốn hóa	Bil.USD	562.45	490.13	171.62	200.67
GTGD	Bil.USD	2.33	0.62	0.06	0.57
LS cổ tức	%	2.46	2.04	1.78	1.30

源：Bloomberg & YSVN





We Create **Fortune**

元大證券（越南）公司

個人客戶分析部

Nguyễn Thế Minh

研究分析經理

+84 28 3622 6868 ext 3826

minh.nguyen@yuanta.com.vn

Lý Thị Hiền

研究分析主管

+84 28 3622 6868 ext 3908

hien.ly@yuanta.com.vn

Quách Đức Khánh

高級分析專員

+84 28 3622 6868 ext 3833

khanh.quach@yuanta.com.vn

Khổng Hữu Hiệp

高級分析專員

+84 28 3622 6868 ext 3912

hiep.khong@yuanta.com.vn

Nguyễn Trịnh Ngọc Hồng

高級分析專員

+84 28 3622 6868 ext 3832

hong.nguyen@yuanta.com.vn

Phạm Tấn Phát

高級分析專員

+84 28 3622 6868 ext 3880

phat.pham@yuanta.com.vn

個人客戶業務部

Nguyễn Thanh Tùng

總公司業務經理

+84 28 3622 6868 ext 3609

tung.nguyen@yuanta.com.vn

Phạm Đắc Thành

北部區域經理

+84 28 3622 6868 ext 3416

thanh.pham@yuanta.com.vn

Nguyễn Mạnh Hoat

南部區域經理(胡志明市區域)

+84 28 3622 6868 ext 3847

hoat.nguyen@yuanta.com.vn

Lương Kỳ Ty

堤岸分行經理

+84 28 3622 6868 ext 3653

ty.luong@yuanta.com.vn

Bùi Quốc Phong

同奈分行經理

+84 28 3622 6868 ext 3701

phong.bui@yuanta.com.vn

Võ Thị Thu Thủy

平陽分行經理

+84 28 3622 6868 ext 3505

thuy.vo@yuanta.com.vn

Nguyễn Việt Quang

河內分行經理

+84 28 3622 6868 ext 3404

quang.nguyen@yuanta.com.vn

Võ Đình Tuấn

峴港分行經理

+84 28 3622 6868 ext 3301

tuan.vo@yuanta.com.vn

Đinh Thị Thu Cúc

頭頓分行經理

+84 28 3622 6868 ext 3203

cuc.dinh@yuanta.com.vn



We Create **Fortune**

Appendix A: Important Disclosures

Analyst Certification

Each research analyst primarily responsible for the content of this research report, in whole or in part, certifies that with respect to each security or issuer that the analyst covered in this report: (1) all of the views expressed accurately reflect his or her personal views about those securities or issuers; and (2) no part of his or her compensation was, is, or will be, directly or indirectly, related to the specific recommendations or views expressed by that research analyst in the research report.

Ratings Definitions

BUY: We have a positive outlook on the stock based on our expected absolute or relative return over the investment period. Our thesis is based on our analysis of the company's outlook, financial performance, catalysts, valuation and risk profile. We recommend investors add to their position.

HOLD-Outperform: In our view, the stock's fundamentals are relatively more attractive than peers at the current price. Our thesis is based on our analysis of the company's outlook, financial performance, catalysts, valuation and risk profile.

HOLD-Underperform: In our view, the stock's fundamentals are relatively less attractive than peers at the current price. Our thesis is based on our analysis of the company's outlook, financial performance, catalysts, valuation and risk profile.

SELL: We have a negative outlook on the stock based on our expected absolute or relative return over the investment period. Our thesis is based on our analysis of the company's outlook, financial performance, catalysts, valuation and risk profile. We recommend investors reduce their position.

Under Review: We actively follow the company, although our estimates, rating and target price are under review.

Restricted: The rating and target price have been suspended temporarily to comply with applicable regulations and/or Yuanta policies.

Note: Yuanta research coverage with a Target Price is based on an investment period of 12 months. Greater China Discovery Series coverage does not have a formal 12 month Target Price and the recommendation is based on an investment period specified by the analyst in the report.

Global Disclaimer

© 2018 Yuanta. All rights reserved. The information in this report has been compiled from sources we believe to be reliable, but we do not hold ourselves responsible for its completeness or accuracy. It is not an offer to sell or solicitation of an offer to buy any securities. All opinions and estimates included in this report constitute our judgment as of this date and are subject to change without notice.

This report provides general information only. Neither the information nor any opinion expressed herein constitutes an offer or invitation to make an offer to buy or sell securities or other investments. This material is prepared for general circulation to clients and is not intended to provide tailored investment advice and does not take into account the individual financial situation and objectives of any specific person who may receive this report. Investors should seek financial advice regarding the appropriateness of investing in any securities, investments or investment strategies discussed or recommended in this report. The information contained in this report has been compiled from sources believed to be reliable but no representation or warranty, express or implied, is made as to its accuracy, completeness or correctness. This report is not (and should not be construed as) a solicitation to act as securities broker or dealer in any jurisdiction by any person or company that is not legally permitted to carry on such business in that jurisdiction.

Yuanta research is distributed in the United States only to Major U.S. Institutional Investors (as defined in Rule 15a-6 under the Securities Exchange Act of 1934, as amended and SEC staff interpretations thereof). All transactions by a US person in the securities mentioned in this report must be effected through a registered broker-dealer under Section 15 of the Securities Exchange Act of 1934, as amended. Yuanta research is distributed in Taiwan by Yuanta Securities Investment Consulting. Yuanta research is distributed in Hong Kong by Yuanta Securities (Hong Kong) Co. Limited, which is licensed in Hong Kong by the Securities and Futures Commission for regulated activities, including Type 4 regulated activity (advising on securities). In Hong Kong, this research report may not be redistributed, retransmitted or disclosed, in whole or in part or any form or manner, without the express written