

當日市場：市場在流動性低下繼續復甦

2021/04/29

市場走勢

| 市場指數 | VNI | HNI | UPCOM |
|------|----------|---------|--------|
| 收盤 | 1,229.55 | 282.07 | 80.12 |
| %日 | 0.80% | 0.54% | 0.89% |
| %週 | -3.05% | -4.86% | -1.97% |
| %月 | 5.79% | 4.10% | 0.34% |
| %年 | 60.26% | 165.45% | 53.75% |

成交值(十億盾)

| | | | |
|-------|--------|-------|-------|
| 當日 | 14,900 | 2,003 | 573 |
| 日均量/週 | 17,829 | 2,495 | 755 |
| 日均量/月 | 17,977 | 2,998 | 1,127 |

外資進出

| | | | |
|-----|----------|------|-------|
| 買進 | 1,825.88 | 8.29 | 18.59 |
| 賣出 | 1,429.92 | 5.99 | 27.14 |
| 買賣超 | 395.96 | 2.30 | -8.54 |

市場漲跌家數

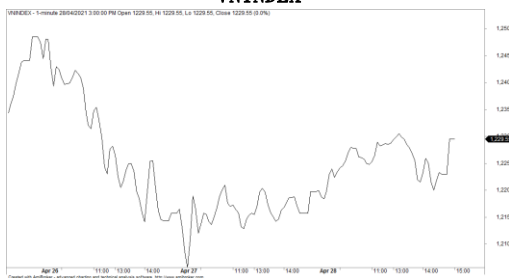
| | | | |
|----|-----|-----|-----|
| 上漲 | 235 | 134 | 154 |
| 下跌 | 100 | 78 | 106 |
| 持平 | 69 | 158 | 643 |

市場指標

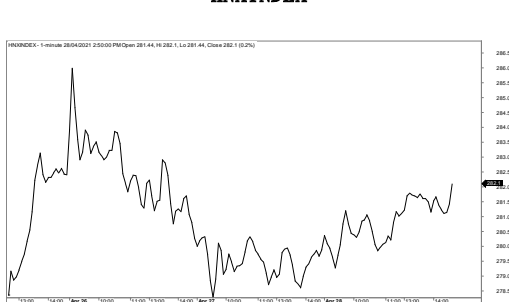
| | | | |
|-------------|-------|-------|-------|
| P/E | 17.78 | 16.37 | 23.50 |
| 總市值 (兆盾) | 4,596 | 348 | 1,034 |
| 股息殖利率 | 2.99% | 3.70% | 4.40% |

資料源: Bloomberg - YSVN

VNINDEX



HNIINDEX



市場走勢

市場繼續在流動性低的基礎下技術復甦。具體，VN-Index 收漲 0.8%，報 1229.55 點。HNX-Index 上漲 0.54%，收於 282.07 點；Upcom-Index 上漲 0.89%。三大市場的交易額達到 16 兆 2750 億越南盾，比前一交易日略有增長。

在假期臨近之際，市場波動幅度很小。現金流量集中在一些局部的股票，例如 STB, HQC, MBB 和 VPB，而沒有分散到市場上。即便如此，由於 STB (+4.8%)，VPB (+3.4%) 繼續創下新高，其中 VRE (+2.9%)，NVL (+5.3%) 是指數漲勢主要的貢獻股票，因此市場情緒仍然保持穩定。其餘大多數股票漲幅不大或波動幅度很小。

外資連續第四個交易日在市場上買超，價值達 3,900 億越南盾。VHM (1,860 億)，STB (1,400 億) 和 MSN (1,020 億) 領先於買超列表。另一方面，賣超排在第一位的是 VNM (690 億)，其次為 VRE (470 億) 和 HPG (450 億)。

市場短期觀點

我們認為市場可能會繼續掙扎，並且在盤中可能會持續出現回調，而交易量仍低於 20 天平均量。同時，市場仍處於積累階段，表明市場無法出現強勁的下跌，並且在接下來的幾個交易日中現金流量可能會分化，但分化水平較低。此外，市場風險仍然很高，因此我們認為這只是不確定的技術復甦。

市場的短期趨勢仍然為下跌。因此，我們建議投資者保持當前比例並觀察市場。同時，在市場風險仍然很高的情況下，短期投資者不應買進或僅以低比例買進新股票。

請在 <https://ysradar.yuanta.com.vn/> 查看有關股票的信號。

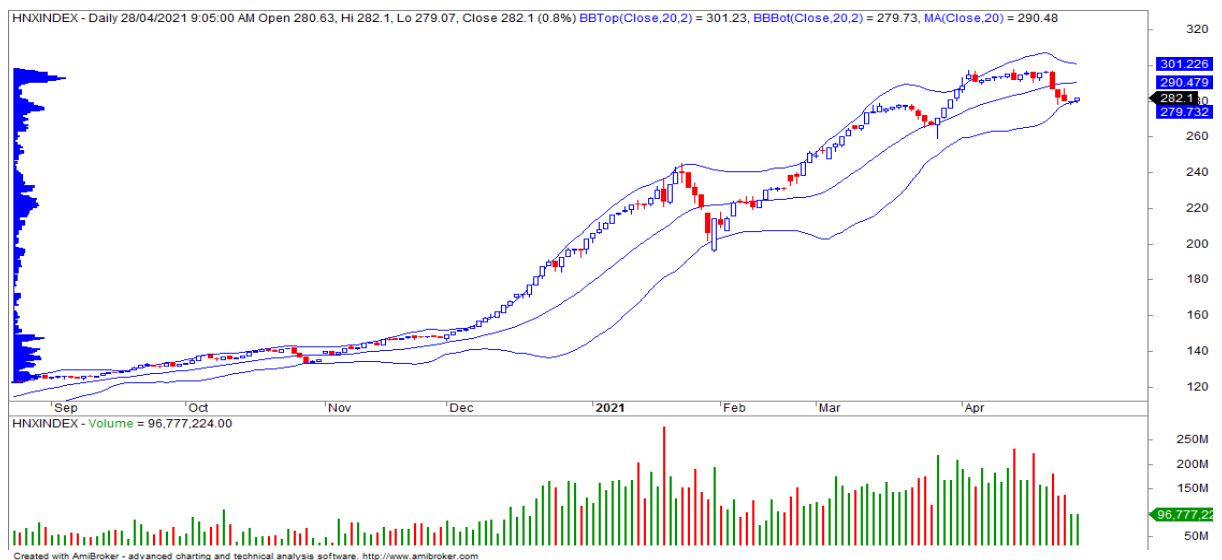


We Create **Fortune**

技術分析圖



VN-Index 指數技術分析圖



HNX-Index 指數技術分析圖

| 指數 | 短期趨勢 | 中期趨勢 | 阻力區 1 | 阻力區 2 | 支撐區 1 | 支撐區 2 |
|-------------|------|------|-------|-------|-------|-------|
| VN-Index | 下跌 | 上漲 | 1280 | 1300 | 1150 | 970 |
| HNX-Index | 下跌 | 上漲 | 298 | 303 | 196 | 180 |
| VN30 | 下跌 | 上漲 | 1250 | 1272 | 1162 | 960 |
| VNMidcaps | 下跌 | 上漲 | 1,430 | 1500 | 969 | 963 |
| VNSmallcaps | 下跌 | 上漲 | 1235 | 1280 | 822 | 804 |

We Create Fortune

胡志明市交易所 (HSX)

| | 收盤 | 漲跌% |
|----------|---------|-------|
| VNI | 1229.55 | 0.80% |
| VN30 | 1294.06 | 0.80% |
| VN Mid | 1479.48 | 1.44% |
| VN Small | 1291.09 | 1.13% |

河內交易所 (HSX)

| | 收盤 | 漲跌% |
|-----------|--------|-------|
| HNI | 282.07 | 0.54% |
| HN30 | 418.49 | 0.71% |
| VNX A11Sh | 1231.2 | 0.87% |

UPCOM 市場 (UPCoM)

| | 收盤 | 漲跌% |
|-------|-------|-------|
| UPCoM | 80.12 | 0.89% |

| 外資交易 | 成交值 (Bi1. VND) |
|-------|-------------------|
| 買進 | 1825.88 |
| 賣出 | 1429.92 |
| 買超/賣超 | 395.96 |

| 外資交易 | 成交值 (Bi1. VND) |
|-------|-------------------|
| 買進 | 8.29 |
| 賣出 | 5.99 |
| 買超/賣超 | 2.30 |

| 外資交易 | 成交值 (Bi1. VND) |
|-------|-------------------|
| 買進 | 18.59 |
| 賣出 | 27.14 |
| 買超/賣超 | -8.54 |

| 上漲排名/ 股碼 | 漲跌 (VND) | 漲跌% |
|-------------|-------------|-------|
| HAX | 1650 | 6.99% |
| CRE | 2450 | 6.96% |
| TTF | 490 | 6.96% |
| AMD | 470 | 6.94% |
| PAC | 2300 | 6.93% |

| 上漲排名/ 股碼 | 漲跌(VND) | 漲跌% |
|-------------|---------|-------|
| HUT | 300 | 5.00% |
| EVS | 800 | 4.71% |
| PLC | 1000 | 4.22% |
| BVS | 700 | 3.50% |
| BII | 300 | 3.30% |

| 上漲排名/ 股碼 | 漲跌(VND) | 漲跌% |
|-------------|---------|-------|
| PVM | 1366 | 6.97% |
| PPH | 1414 | 5.80% |
| SBS | 252 | 3.36% |
| KLB | 655 | 2.74% |
| ABB | 329 | 2.03% |

| 下跌排名/ 股碼 | 漲跌 (VND) | 漲跌% |
|-------------|-------------|--------|
| DLG | -240 | -7.00% |
| HMC | -1800 | -6.95% |
| ABS | -5200 | -6.93% |
| YEG | -1700 | -6.83% |
| EVG | -500 | -3.85% |

| 下跌排名/ 股碼 | 漲跌(VND) | 漲跌% |
|-------------|---------|--------|
| SCI | -2200 | -4.39% |
| MBG | -200 | -2.56% |
| LAS | -200 | -1.96% |
| PSD | -300 | -1.75% |
| NVB | -300 | -1.74% |

| 下跌排名/ 股碼 | 漲跌(VND) | 漲跌% |
|-------------|---------|--------|
| SCG | -7307 | -6.96% |
| VNB | -550 | -3.18% |
| G36 | -335 | -3.13% |
| IPA | -714 | -2.59% |
| SGP | -372 | -2.21% |

*註：市值 > 5,000 億越南盾；成交值 > 15 億越南盾

| 市值排名/ 股碼 | Bi1. VND |
|-------------|----------|
| VIC | 444,790 |
| VCB | 367,179 |
| VHM | 331,912 |
| VNM | 195,829 |
| HPG | 185,544 |

| 市值排名/ 股碼 | Bi1. VND |
|-------------|----------|
| THD | 65,485 |
| SHB | 47,964 |
| BAB | 18,775 |
| VCS | 14,288 |
| IDC | 10,230 |

| 市值排名/ 股碼 | Bi1. VND |
|-------------|----------|
| ACV | 156,997 |
| MCH | 74,708 |
| VEA | 54,216 |
| BSR | 44,204 |
| MSR | 21,708 |

| 交易量排 名/股碼 | 成交值 | 30 日均 |
|--------------|------------|------------|
| STB | 71,125,700 | 44,739,641 |
| HQC | 52,815,500 | 25,334,809 |
| ROS | 34,299,100 | 42,907,395 |
| FLC | 23,296,300 | 36,819,791 |
| VPB | 17,810,900 | 8,510,645 |

| 交易量排 名/股碼 | 成交值 | 30 日均 |
|--------------|------------|------------|
| SHB | 21,272,098 | 27,614,142 |
| NVB | 7,154,513 | 5,899,794 |
| KLF | 6,442,623 | 14,941,338 |
| IDC | 5,310,501 | 3,427,173 |
| SHS | 4,763,896 | 10,314,807 |

| 交易量排 名/股碼 | 成交值 | 30 日均 |
|--------------|-----------|------------|
| BSR | 7,262,971 | 13,696,558 |
| NAB | 1,977,615 | 346,181 |
| ABB | 1,867,030 | 4,093,197 |
| SBM | 1,260,163 | 177 |
| QTP | 1,011,120 | 1,360,229 |

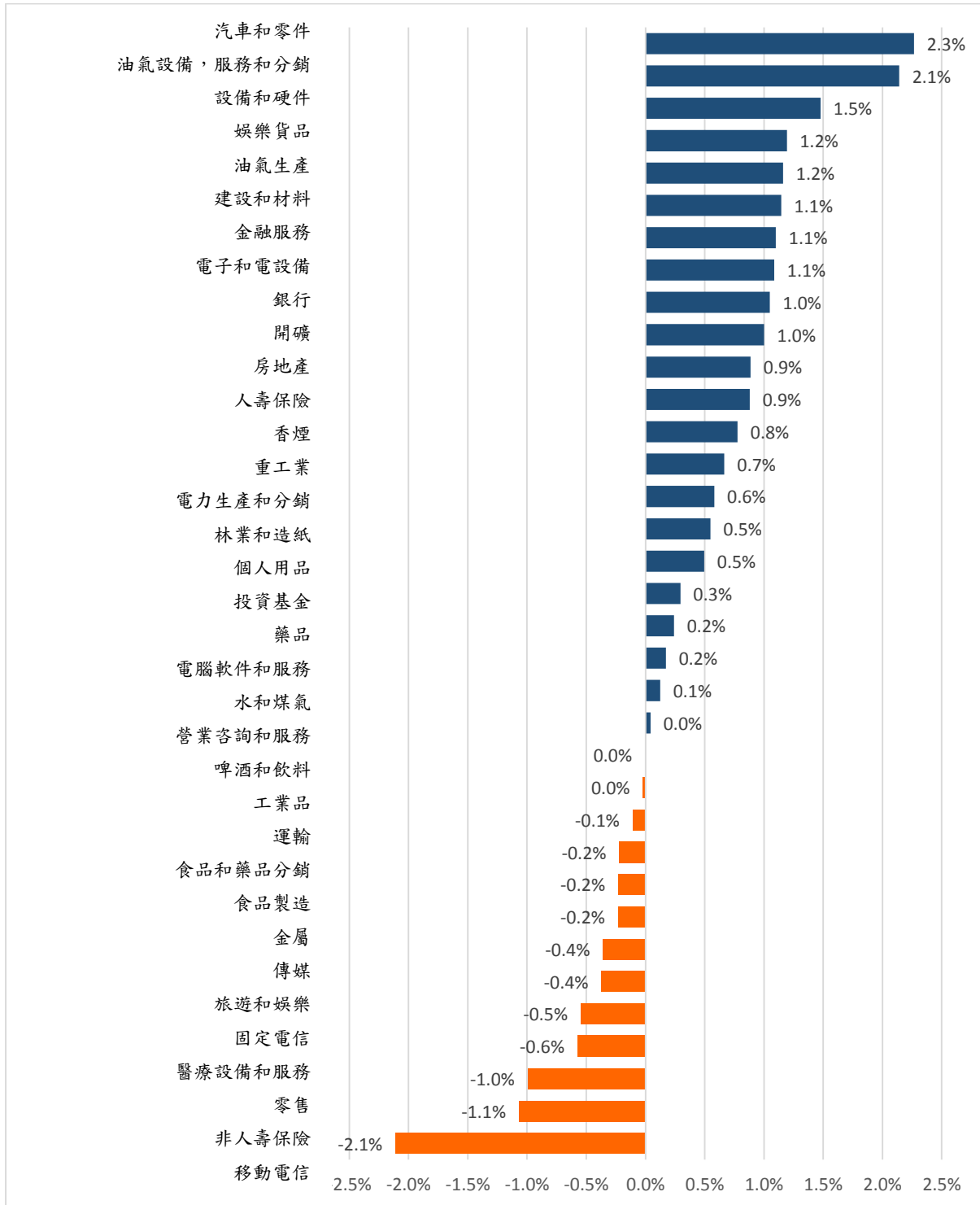
資料源: Bloomberg & Yuanta Research

資料源: Bloomberg & Yuanta Research

資料源: Bloomberg & Yuanta Research

We Create Fortune

各行業板塊的交易走勢



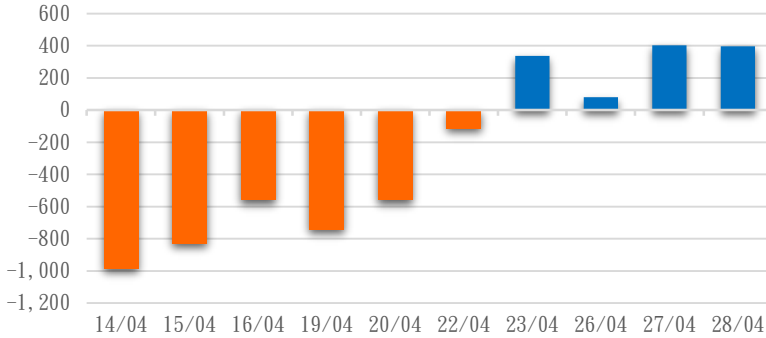
資料源:: FiinPro - YSVN



We Create Fortune

外資交易統計

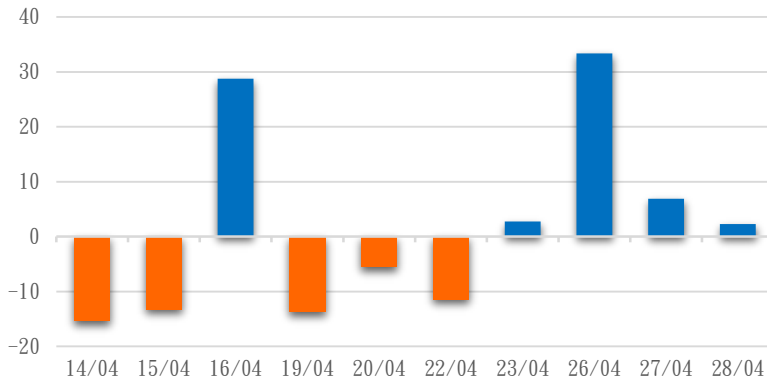
HSX 外資每日買/賣超



| 證券代碼 | 買超金額 (Mi1. VND) | 證券代碼 | 賣超金額 (Mi1. VND) |
|------|-----------------|------|-----------------|
| VHM | 185,751 | VNM | 68,741 |
| STB | 139,574 | VRE | 46,673 |
| MSN | 101,515 | HPG | 45,481 |
| NVL | 63,010 | VPB | 42,368 |
| HDB | 33,863 | HSG | 26,756 |

HSX 外資買/賣超的前 5 名

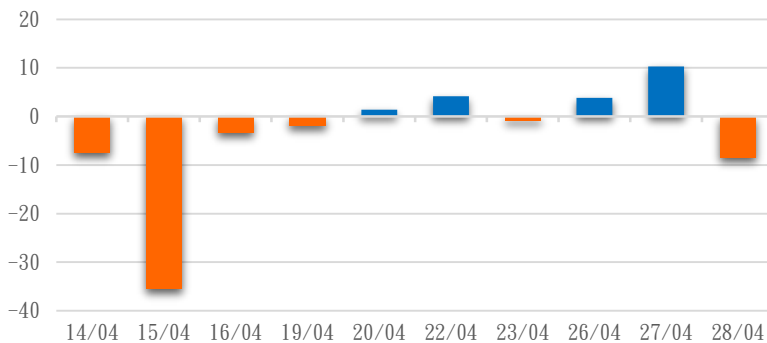
HNX 外資每日買/賣超



| 證券代碼 | 買超金額 (Mi1. VND) | 證券代碼 | 賣超金額 (Mi1. VND) |
|------|-----------------|------|-----------------|
| VCS | 1,231 | VND | 1,304 |
| PVS | 950 | KLF | 784 |
| TVC | 705 | BVS | 432 |
| ACM | 481 | ART | 188 |
| WCS | 401 | SHS | 150 |

HNX 外資買/賣超的前 5 名

UPCOM 外資每日買/賣超



| 證券代碼 | 買超金額 (Mi1. VND) | 證券代碼 | 賣超金額 (Mi1. VND) |
|------|-----------------|------|-----------------|
| MCM | 2,439 | VEA | 6,502 |
| LTG | 1,261 | SIP | 1,156 |
| ACV | 794 | BSR | 841 |
| HC3 | 263 | GHC | 490 |
| MCH | 221 | QNS | 124 |

UPCOM 外資買/賣超的前 5 名



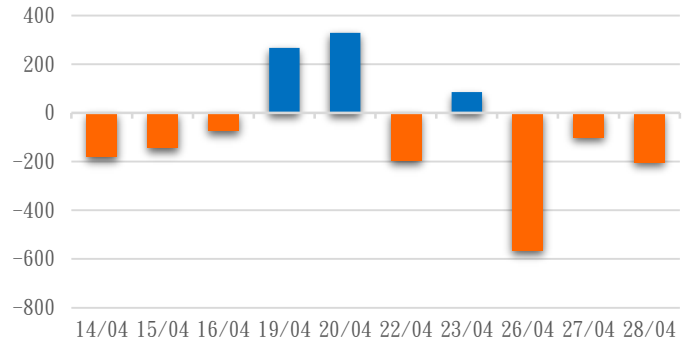
We Create **Fortune**

自營進出統計

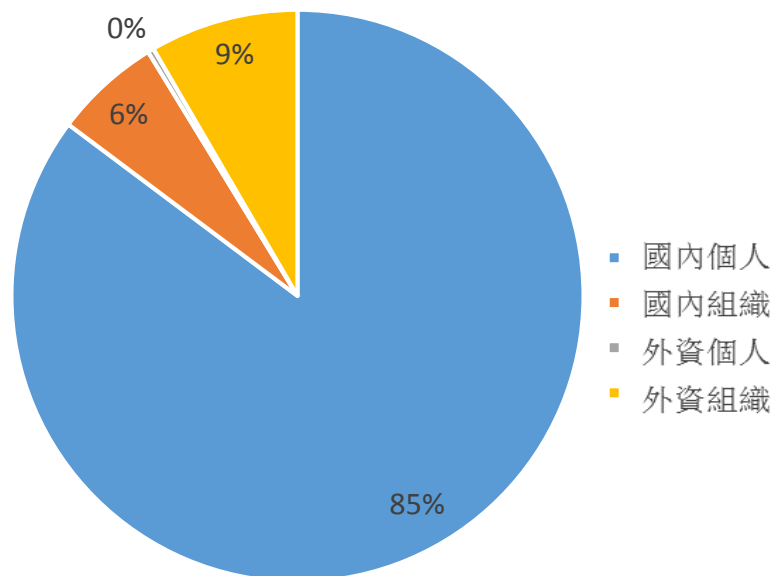
| 證券代碼 | 買超金額 (Mi1. VND) | 證券代碼 | 賣超金額 (Mi1. VND) |
|------|-----------------|------|-----------------|
| LPB | 30,153 | TCB | 32,092 |
| ACB | 16,217 | KBC | 27,518 |
| MWG | 11,304 | STB | 16,096 |
| GMD | 11,167 | MBB | 12,305 |
| MSB | 7,073 | FPT | 8,863 |

券商自營交易最大前名

券商自營交易每日買/賣超 (Bi1. VND)



越南證券市場投資人類別統計

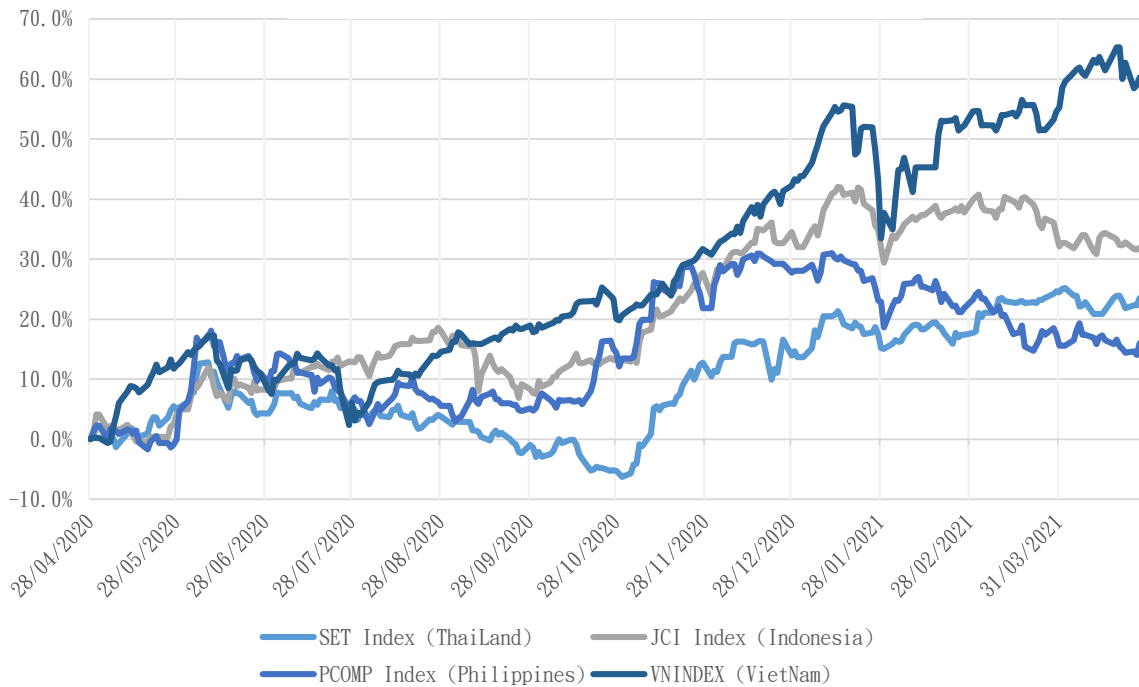


資料源: FiiPro - YSVN



We Create Fortune

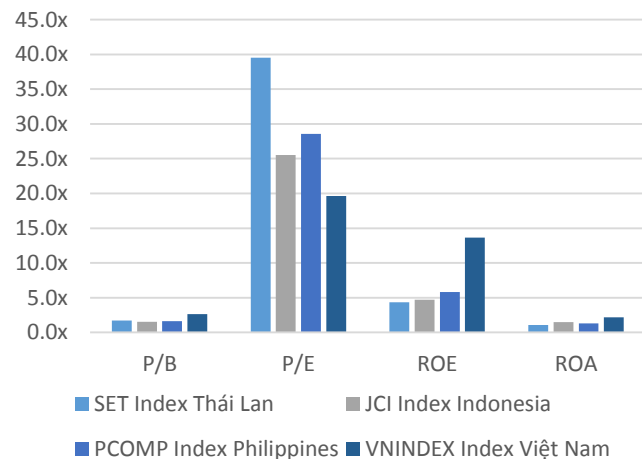
東南亞主要市場走勢比較



東南亞主要市場數據

| | | Thailand | Indonesia | Philippines | Vietnam |
|-----------|----------|----------|-----------|-------------|---------|
| P/B | | 1.7x | 1.5x | 1.6x | 2.6x |
| P/E | | 39.3x | 25.4x | 28.5x | 18.9x |
| ROE | % | 4.35 | 4.70 | 5.74 | 13.67 |
| ROA | % | 1.10 | 1.47 | 1.28 | 2.19 |
| Vốn hóa | Bi1. USD | 571.48 | 485.92 | 169.17 | 205.74 |
| GTGD | Bi1. USD | 2.30 | 0.48 | 0.07 | 0.91 |
| LS cổ tức | % | 2.36 | 2.00 | 1.85 | 1.30 |

源: Bloomberg & YSVN





We Create **Fortune**

元大證券（越南）公司

個人客戶分析部

Nguyễn Thế Minh

研究分析經理

+84 28 3622 6868 ext 3826

minh.nguyen@yuanta.com.vn

Lý Thị Hiền

研究分析主管

+84 28 3622 6868 ext 3908

hien.ly@yuanta.com.vn

Quách Đức Khánh

高級分析專員

+84 28 3622 6868 ext 3833

khanh.quach@yuanta.com.vn

Khổng Hữu Hiệp

高級分析專員

+84 28 3622 6868 ext 3912

hiep.khong@yuanta.com.vn

Nguyễn Trịnh Ngọc Hồng

高級分析專員

+84 28 3622 6868 ext 3832

hong.nguyen@yuanta.com.vn

Phạm Tấn Phát

高級分析專員

+84 28 3622 6868 ext 3880

phat.pham@yuanta.com.vn

個人客戶業務部

Nguyễn Thanh Tùng

總公司業務經理

+84 28 3622 6868 ext 3609

tung.nguyen@yuanta.com.vn

Phạm Đắc Thành

北部區域經理

+84 28 3622 6868 ext 3416

thanh.pham@yuanta.com.vn

Nguyễn Mạnh Hoạt

南部區域經理(胡志明市區域)

+84 28 3622 6868 ext 3847

hoat.nguyen@yuanta.com.vn

Lương Kỳ Ty

堤岸分行經理

+84 28 3622 6868 ext 3653

ty.luong@yuanta.com.vn

Bùi Quốc Phong

同奈分行經理

+84 28 3622 6868 ext 3701

phong.bui@yuanta.com.vn

Võ Thị Thu Thủy

平陽分行經理

+84 28 3622 6868 ext 3505

thuy.vo@yuanta.com.vn

Nguyễn Việt Quang

河內分行經理

+84 28 3622 6868 ext 3404

quang.nguyen@yuanta.com.v

n

Võ Đình Tuấn

峴港分行經理

+84 28 3622 6868 ext 3301

tuan.vo@yuanta.com.vn

Đinh Thị Thu Cúc

頭頓分行經理

+84 28 3622 6868 ext 3203

cuc.dinh@yuanta.com.vn



We Create **Fortune**

Appendix A: Important Disclosures

Analyst Certification

Each research analyst primarily responsible for the content of this research report, in whole or in part, certifies that with respect to each security or issuer that the analyst covered in this report: (1) all of the views expressed accurately reflect his or her personal views about those securities or issuers; and (2) no part of his or her compensation was, is, or will be, directly or indirectly, related to the specific recommendations or views expressed by that research analyst in the research report.

Ratings Definitions

BUY: We have a positive outlook on the stock based on our expected absolute or relative return over the investment period. Our thesis is based on our analysis of the company's outlook, financial performance, catalysts, valuation and risk profile. We recommend investors add to their position.

HOLD-Outperform: In our view, the stock's fundamentals are relatively more attractive than peers at the current price. Our thesis is based on our analysis of the company's outlook, financial performance, catalysts, valuation and risk profile.

HOLD-Underperform: In our view, the stock's fundamentals are relatively less attractive than peers at the current price. Our thesis is based on our analysis of the company's outlook, financial performance, catalysts, valuation and risk profile.

SELL: We have a negative outlook on the stock based on our expected absolute or relative return over the investment period. Our thesis is based on our analysis of the company's outlook, financial performance, catalysts, valuation and risk profile. We recommend investors reduce their position.

Under Review: We actively follow the company, although our estimates, rating and target price are under review.

Restricted: The rating and target price have been suspended temporarily to comply with applicable regulations and/or Yuanta policies.

Note: Yuanta research coverage with a Target Price is based on an investment period of 12 months. Greater China Discovery Series coverage does not have a formal 12 month Target Price and the recommendation is based on an investment period specified by the analyst in the report.

Global Disclaimer

© 2018 Yuanta. All rights reserved. The information in this report has been compiled from sources we believe to be reliable, but we do not hold ourselves responsible for its completeness or accuracy. It is not an offer to sell or solicitation of an offer to buy any securities. All opinions and estimates included in this report constitute our judgment as of this date and are subject to change without notice.

This report provides general information only. Neither the information nor any opinion expressed herein constitutes an offer or invitation to make an offer to buy or sell securities or other investments. This material is prepared for general circulation to clients and is not intended to provide tailored investment advice and does not take into account the individual financial situation and objectives of any specific person who may receive this report. Investors should seek financial advice regarding the appropriateness of investing in any securities, investments or investment strategies discussed or recommended in this report. The information contained in this report has been compiled from sources believed to be reliable but no representation or warranty, express or implied, is made as to its accuracy, completeness or correctness. This report is not (and should not be construed as) a solicitation to act as securities broker or dealer in any jurisdiction by any person or company that is not legally permitted to carry on such business in that jurisdiction.

Yuanta research is distributed in the United States only to Major U.S. Institutional Investors (as defined in Rule 15a-6 under the Securities Exchange Act of 1934, as amended and SEC staff interpretations thereof). All transactions by a US person in the securities mentioned in this report must be effected through a registered broker-dealer under Section 15 of the Securities Exchange Act of 1934, as amended. Yuanta research is distributed in Taiwan by Yuanta Securities Investment Consulting. Yuanta research is distributed in Hong Kong by Yuanta Securities (Hong Kong) Co. Limited, which is licensed in Hong Kong by the Securities and Futures Commission for regulated activities, including Type 4 regulated activity (advising on securities). In Hong Kong, this research report may not be redistributed, retransmitted or disclosed, in whole or in part or any form or manner, without the express written