

當日市場：現金流量轉向中小型股

2021/05/12

市場走勢

市場指數	VNI	HNI	UPCOM
收盤	1,256.04	279.76	81.07
%日	-0.28%	-0.18%	0.28%
%週	1.11%	0.74%	1.52%
%月	1.98%	-4.78%	-2.34%
%年	51.64%	150.75%	51.56%

成交值(十億盾)

當日	22,263	2,306	951
日均量/週	21,525	2,368	1,076
日均量/月	20,197	2,711	1,006

外資進出

買進	1,355.01	14.90	62.62
賣出	1,649.03	33.93	35.16
買賣超	-294.03	-19.03	27.45

市場漲跌家數

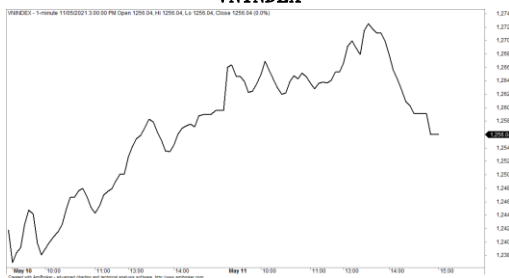
上漲	206	121	167
下跌	139	100	113
持平	55	150	623

市場指標

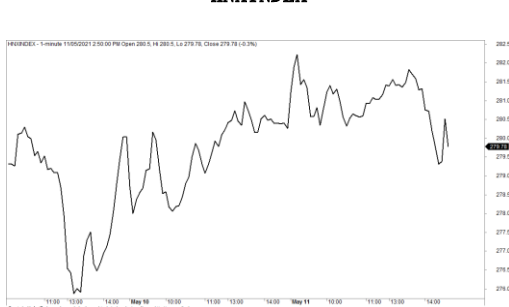
P/E	17.11	15.74	22.50
總市值 (兆盾)	4,746	352	1,088
股息殖利率	3.24%	3.42%	5.33%

資料源: Bloomberg - YSVN

VNINDEX



HNIINDEX



市場走勢

市場在高價格範圍內面臨強大的拋售壓力，因此指數在接近尾盤時反轉並下跌。VN-Index 收跌 0.28%，報 1256.04 點。HNX-Index 跌 0.18%，收於 279.76 點；相反 Upcom-Index 上漲了 0.28%。三個市場的交易額達到 23 兆 6,970 億越南盾，與上一交易日相比變化不大。

這種情況與最近的會議相似，儘管雖然有所收穫，但由於大型股的疲軟而伴隨著“綠色紅心”的情況。REE (-3.2%)，TCB (-2.3%)，VRE (-2.4%) 和 HDB (-2.6%) 下降了 2% 以上。但是，BID (+1.7%)，VPB (+1.1%) 和 STB (+1.1%) 仍為市場提供支撐。尤其是 SBT (+5.8%) 自 2021 年 3 月底以來出現了一系列的大幅下滑之後。

現金流量轉向這兩類股票：中型股和仙股的走勢非常積極。DXG (+3%)，FLC (+3.1%)，ROS (+7%)，DIG (+3%)，GMD (+2.7%)，CII (+5%) 等是上漲的一些典型股票。

當日，外資賣超超過 2850 億越南盾。賣超壓力集中在 HPG (2260 億)，NVL (1620 億) 和 VIC (570 億) 上。另一方面，VPB (1,750 億)，MSB (950 億) 和 STB (460 億) 領先於買超列表。

市場短期觀點

我們認為市場可能在下一個交易日繼續修正，VN-Index 的最近支撐位為 1,245 點。同時，現金流量傾向於平均分配給中小型股，但是現金流量仍然很弱，這表明這類別股票的需求還沒有準備好返回。此外，我們認為市場的短期風險仍然很高，因此僅應將支付頭寸保持在較低的比例。

總觀市場的短期趨勢仍然是中性。因此，我們建議短期投資者保持較低的股票比例，並限制強勁增長時的買進股票。同時，由於市場風險仍然很高，短期投資者應在此期間限制槓桿的使用。

請在 <https://ysradar.yuanta.com.vn/> 查看有關股票的信號。

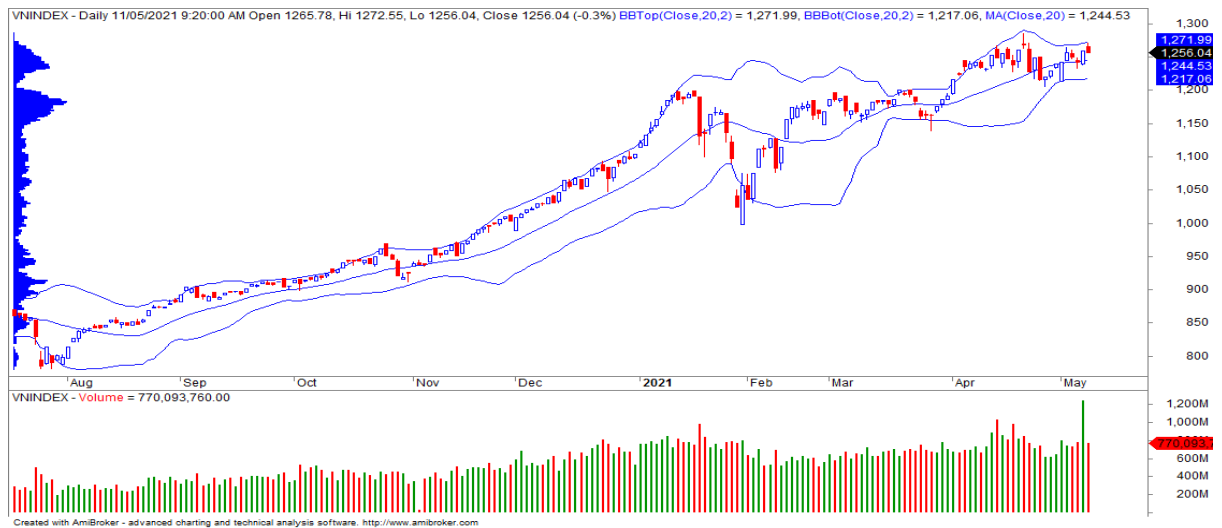


We Create Fortune

技術分析圖



VN-Index 指數技術分析圖



HNX-Index 指數技術分析圖

指數	短期趨勢	中期趨勢	阻力區 1	阻力區 2	支撐區 1	支撐區 2
VN-Index	中立	上漲	1280	1300	1150	970
HNX-Index	中立	上漲	298	303	196	180
VN30	中立	上漲	1250	1272	1162	960
VNMidcaps	中立	上漲	1,430	1500	969	963
VNSmallcaps	中立	上漲	1235	1280	822	804

We Create Fortune

胡志明市交易所 (HSX)

	收盤	漲跌%
VNI	1256.04	-0.28%
VN30	1359.19	-0.84%
VN Mid	1490.47	1.02%
VN Small	1291.59	0.74%

外資交易	成交值 (Bi1. VND)
買進	1355.01
賣出	1649.03
買超/賣超	-294.03

上漲排名/ 股碼	漲跌 (VND)	漲跌%
ABS	-3150	-6.95%
HAP	-700	-4.86%
AMD	-270	-3.93%
HSG	-1450	-3.70%
REE	-1800	-3.17%

下跌排名/ 股碼	漲跌 (VND)	漲跌%
NHA	-2000	-6.92%
AMD	-510	-6.91%
SVC	-5000	-6.10%
NVL	-7300	-5.38%
DCL	-1450	-4.60%

*註：市值 > 5,000 億越南盾；成交值 > 15 億越南盾

市值排名/ 股碼	Bi1. VND
VIC	448,172
VCB	363,841
VHM	325,991
HPG	208,737
VNM	194,366

交易量排 名/股碼	成交值	30 日均
STB	58,012,000	44,018,042
HPG	29,660,200	28,090,137
ROS	28,923,800	41,997,432
HSG	25,817,000	13,547,837
MBB	25,385,100	18,901,653

資料源: Bloomberg & Yuanta Research

河內交易所 (HSX)

	收盤	漲跌%
HNI	279.76	-0.18%
HN30	417.4	-0.26%
VNX A11Sh	1275.13	-0.48%

外資交易	成交值 (Bi1. VND)
買進	14.90
賣出	33.93
買超/賣超	-19.03

上漲排名/ 股碼	漲跌(VND)	漲跌%
VGS	-1100	-4.51%
TVC	-400	-2.88%
NVB	-400	-2.41%
VND	-1000	-2.41%
SHB	-500	-2.08%

下跌排名/ 股碼	漲跌(VND)	漲跌%
L14	-2900	-3.84%
S99	-700	-3.17%
AMV	-300	-2.91%
NRC	-600	-2.88%
MBG	-200	-2.67%

市值排名/ 股碼	Bi1. VND
THD	66,080
SHB	46,214
BAB	17,571
VCS	14,528
IDC	10,140

交易量排 名/股碼	成交值	30 日均
SHB	18,388,718	20,828,471
SHS	10,376,172	8,662,127
PVS	9,232,310	8,411,141
ART	7,190,102	6,746,976
VND	7,067,746	6,701,524

資料源: Bloomberg & Yuanta Research

UPCOM 市場 (UPCoM)

	收盤	漲跌%
UPCoM	81.07	0.28%

外資交易	成交值 (Bi1. VND)
買進	62.62
賣出	35.16
買超/賣超	27.45

上漲排名/ 股碼	漲跌(VND)	漲跌%
TID	-3132	-11.60%
HPP	-934	-1.14%
VCR	-201	-0.94%
QTP	-123	-0.93%
KLB	-196	-0.72%

下跌排名/ 股碼	漲跌(VND)	漲跌%
NTC	-17280	-8.64%
VNB	-706	-4.28%
G36	-432	-4.19%
PXL	-338	-3.45%
CTR	-2588	-3.14%

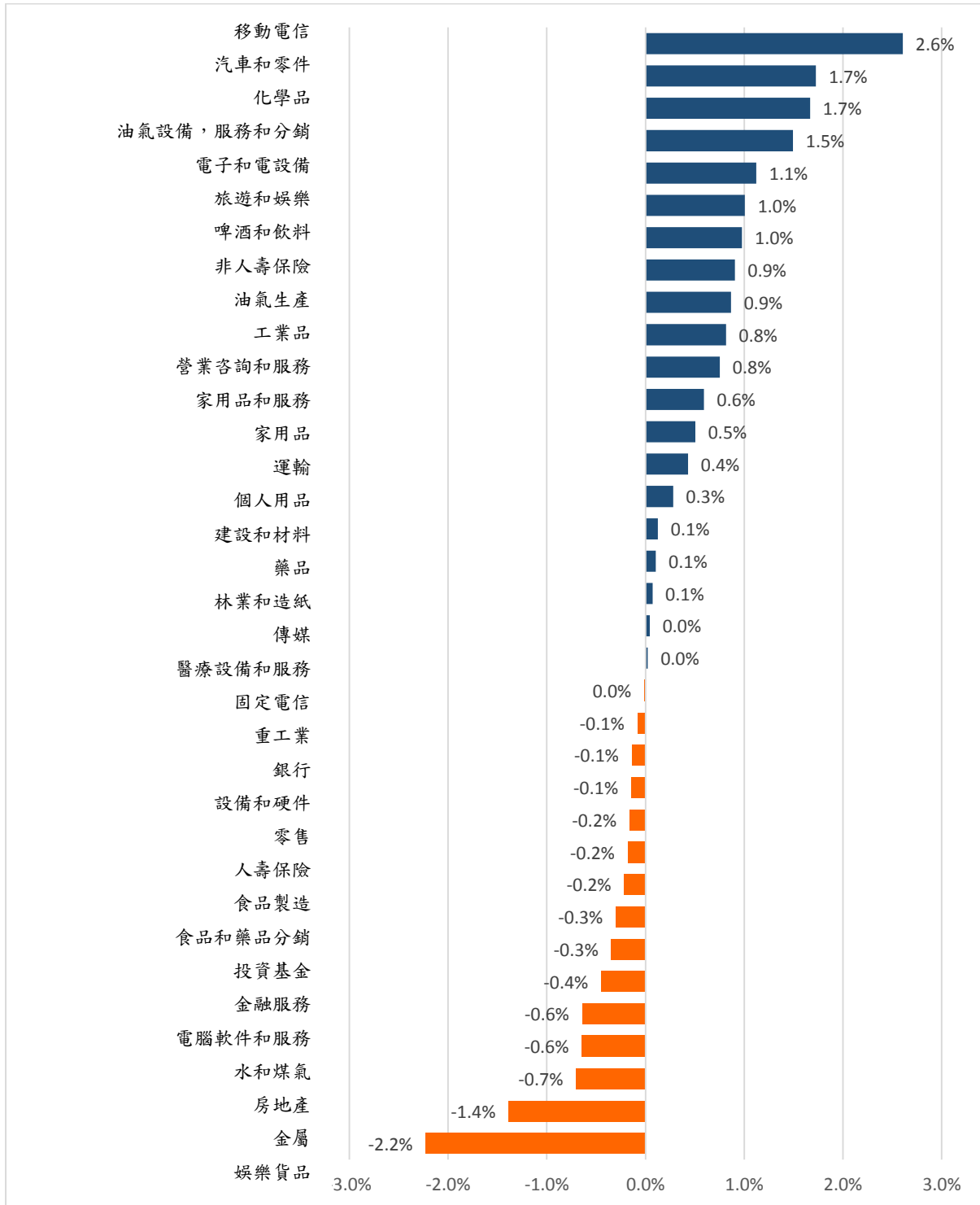
市值排名/ 股碼	Bi1. VND
ACV	155,018
MCH	77,259
GE2	46,872
BSR	46,715
FOX	21,146

交易量排 名/股碼	成交值	30 日均
BSR	10,832,496	11,790,679
ABB	3,986,339	3,800,417
PGB	3,268,751	181,050
BVB	3,090,500	1,780,457
NAB	3,025,281	327,179

資料源: Bloomberg & Yuanta Research

We Create Fortune

各行業板塊的交易走勢



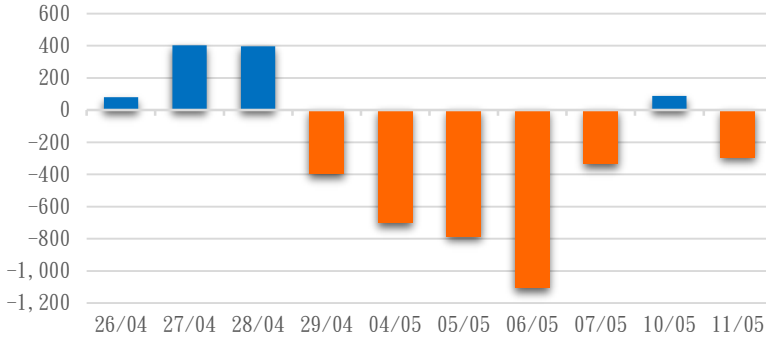
資料源:: FiinPro - YSVN



We Create Fortune

外資交易統計

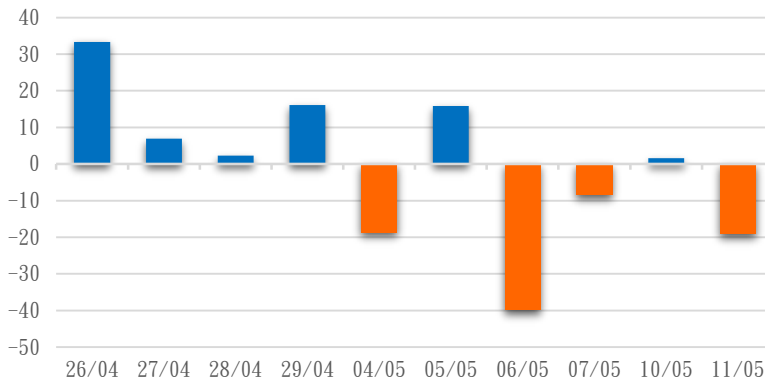
HSX 外資每日買/賣超



證券代碼	買超金額 (Mi1. VND)	證券代碼	賣超金額 (Mi1. VND)
VPB	175,391	HPG	226,318
MSB	94,689	NVL	162,107
STB	46,076	VIC	57,206
HSG	28,439	VRE	33,029
VHM	27,756	NLG	32,220

HSX 外資買/賣超的前 5 名

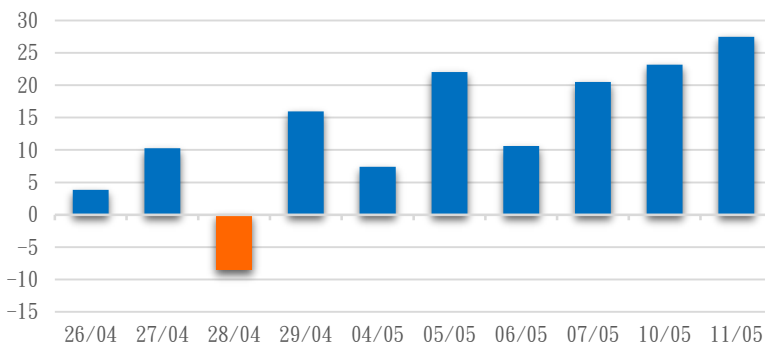
HNX 外資每日買/賣超



證券代碼	買超金額 (Mi1. VND)	證券代碼	賣超金額 (Mi1. VND)
BNA	4,223	SHB	7,134
ART	1,303	SHS	3,984
MBS	1,290	PAN	3,697
BSI	549	VND	2,931
BCC	544	MBG	2,225

HNX 外資買/賣超的前 5 名

UPCOM 外資每日買/賣超



證券代碼	買超金額 (Mi1. VND)	證券代碼	賣超金額 (Mi1. VND)
ACV	22,615	QNS	6,799
MML	3,819	SBS	1,346
HPP	1,822	HC3	562
MLS	1,468	MPC	295
FOC	529	LTG	286

UPCOM 外資買/賣超的前 5 名

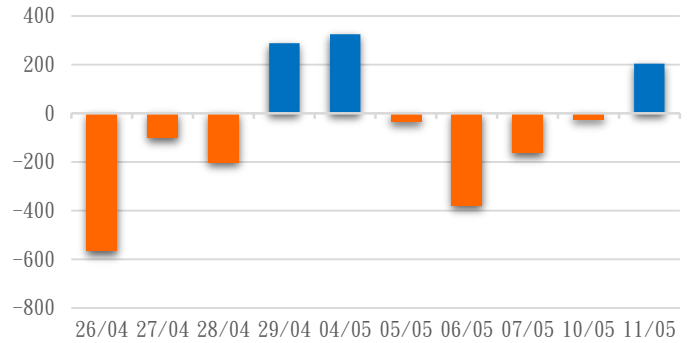
We Create **Fortune**

自營進出統計

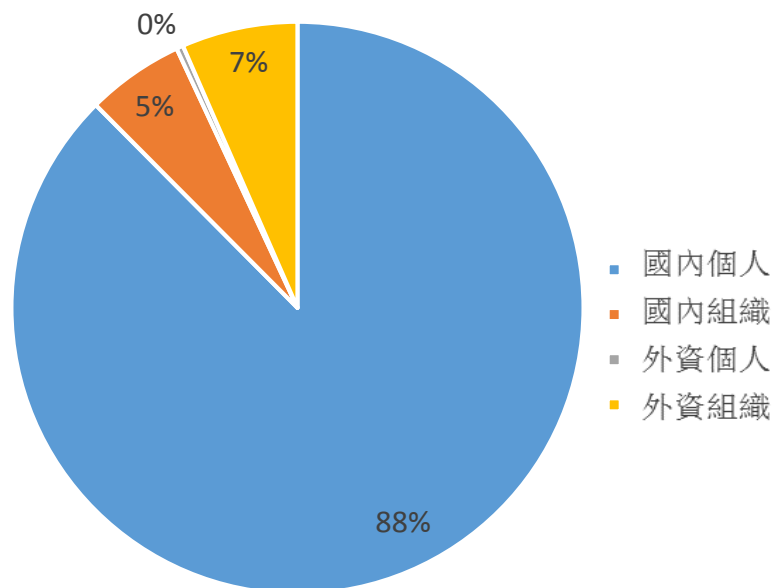
證券代碼	買超金額 (Mi1. VND)	證券代碼	賣超金額 (Mi1. VND)
BID	101,264	ACB	20,950
MWG	32,610	CTG	11,163
VPB	27,769	HPG	10,692
FPT	11,385	FUEVFNVD	8,717
MBB	10,650	VRE	6,391

券商自營交易最大前名

券商自營交易每日買/賣超 (Bi1. VND)



越南證券市場投資人類別統計

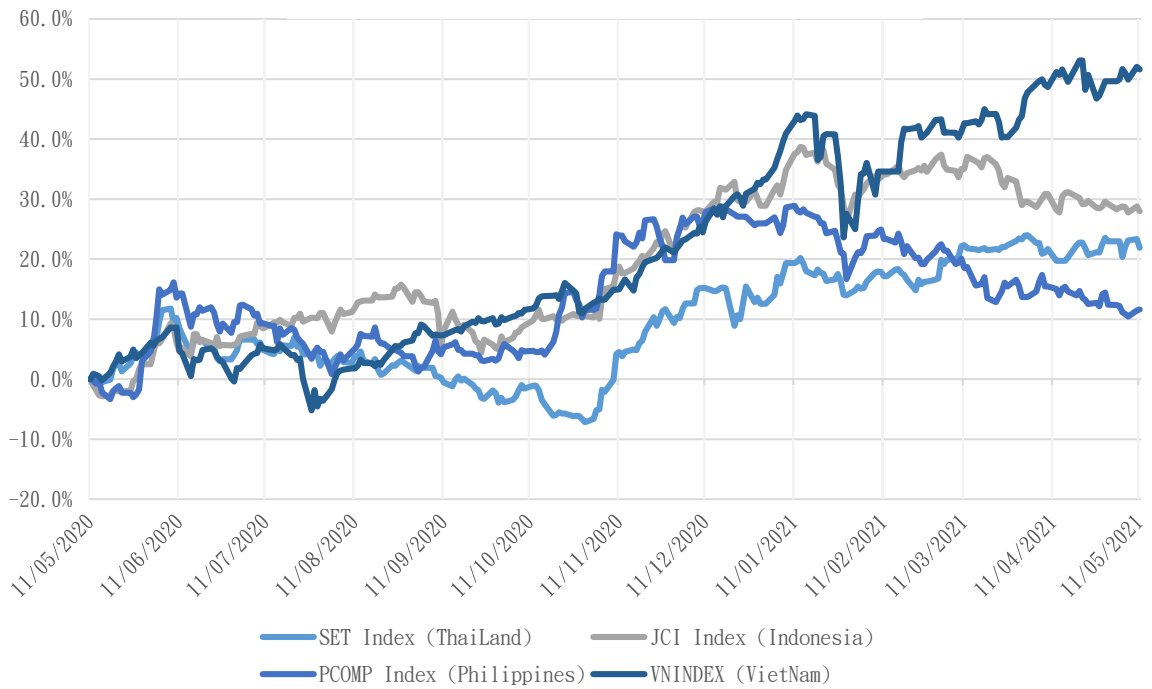


資料源: FiiPro - YSVN



We Create Fortune

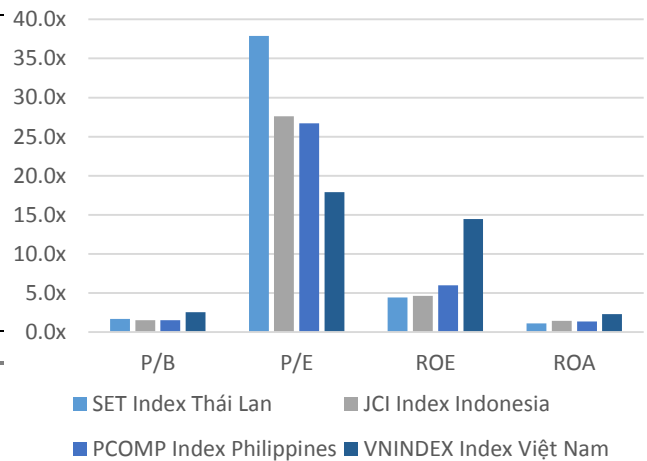
東南亞主要市場走勢比較



東南亞主要市場數據

		Thailand	Indonesia	Philippines	Vietnam
P/B		1.7x	1.5x	1.6x	2.5x
P/E		37.8x	28.0x	27.1x	17.1x
ROE	%	4.49	4.60	6.03	15.04
ROA	%	1.13	1.44	1.36	2.40
Vốn hóa	Bi1. USD	579.64	495.53	167.87	204.79
GTGD	Bi1. USD	2.21	0.58	0.06	0.93
LS cổ tức	%	2.43	2.07	1.73	1.26

源: Bloomberg & YSVN





We Create **Fortune**

元大證券（越南）公司

個人客戶分析部

Nguyễn Thế Minh

研究分析經理

+84 28 3622 6868 ext 3826

minh.nguyen@yuanta.com.vn

Lý Thị Hiền

研究分析主管

+84 28 3622 6868 ext 3908

hien.ly@yuanta.com.vn

Quách Đức Khánh

高級分析專員

+84 28 3622 6868 ext 3833

khanh.quach@yuanta.com.vn

Khổng Hữu Hiệp

高級分析專員

+84 28 3622 6868 ext 3912

hiep.khong@yuanta.com.vn

Nguyễn Trịnh Ngọc Hồng

高級分析專員

+84 28 3622 6868 ext 3832

hong.nguyen@yuanta.com.vn

Phạm Tấn Phát

高級分析專員

+84 28 3622 6868 ext 3880

phat.pham@yuanta.com.vn

個人客戶業務部

Nguyễn Thanh Tùng

總公司業務經理

+84 28 3622 6868 ext 3609

tung.nguyen@yuanta.com.vn

Phạm Đắc Thành

北部區域經理

+84 28 3622 6868 ext 3416

thanh.pham@yuanta.com.vn

Nguyễn Mạnh Hoạt

南部區域經理(胡志明市區域)

+84 28 3622 6868 ext 3847

hoat.nguyen@yuanta.com.vn

Lương Kỳ Ty

堤岸分行經理

+84 28 3622 6868 ext 3653

ty.luong@yuanta.com.vn

Bùi Quốc Phong

同奈分行經理

+84 28 3622 6868 ext 3701

phong.bui@yuanta.com.vn

Võ Thị Thu Thủy

平陽分行經理

+84 28 3622 6868 ext 3505

thuy.vo@yuanta.com.vn

Nguyễn Việt Quang

河內分行經理

+84 28 3622 6868 ext 3404

quang.nguyen@yuanta.com.v

n

Võ Đình Tuấn

峴港分行經理

+84 28 3622 6868 ext 3301

tuan.vo@yuanta.com.vn

Đinh Thị Thu Cúc

頭頓分行經理

+84 28 3622 6868 ext 3203

cuc.dinh@yuanta.com.vn



We Create **Fortune**

Appendix A: Important Disclosures

Analyst Certification

Each research analyst primarily responsible for the content of this research report, in whole or in part, certifies that with respect to each security or issuer that the analyst covered in this report: (1) all of the views expressed accurately reflect his or her personal views about those securities or issuers; and (2) no part of his or her compensation was, is, or will be, directly or indirectly, related to the specific recommendations or views expressed by that research analyst in the research report.

Ratings Definitions

BUY: We have a positive outlook on the stock based on our expected absolute or relative return over the investment period. Our thesis is based on our analysis of the company's outlook, financial performance, catalysts, valuation and risk profile. We recommend investors add to their position.

HOLD-Outperform: In our view, the stock's fundamentals are relatively more attractive than peers at the current price. Our thesis is based on our analysis of the company's outlook, financial performance, catalysts, valuation and risk profile.

HOLD-Underperform: In our view, the stock's fundamentals are relatively less attractive than peers at the current price. Our thesis is based on our analysis of the company's outlook, financial performance, catalysts, valuation and risk profile.

SELL: We have a negative outlook on the stock based on our expected absolute or relative return over the investment period. Our thesis is based on our analysis of the company's outlook, financial performance, catalysts, valuation and risk profile. We recommend investors reduce their position.

Under Review: We actively follow the company, although our estimates, rating and target price are under review.

Restricted: The rating and target price have been suspended temporarily to comply with applicable regulations and/or Yuanta policies.

Note: Yuanta research coverage with a Target Price is based on an investment period of 12 months. Greater China Discovery Series coverage does not have a formal 12 month Target Price and the recommendation is based on an investment period specified by the analyst in the report.

Global Disclaimer

© 2018 Yuanta. All rights reserved. The information in this report has been compiled from sources we believe to be reliable, but we do not hold ourselves responsible for its completeness or accuracy. It is not an offer to sell or solicitation of an offer to buy any securities. All opinions and estimates included in this report constitute our judgment as of this date and are subject to change without notice.

This report provides general information only. Neither the information nor any opinion expressed herein constitutes an offer or invitation to make an offer to buy or sell securities or other investments. This material is prepared for general circulation to clients and is not intended to provide tailored investment advice and does not take into account the individual financial situation and objectives of any specific person who may receive this report. Investors should seek financial advice regarding the appropriateness of investing in any securities, investments or investment strategies discussed or recommended in this report. The information contained in this report has been compiled from sources believed to be reliable but no representation or warranty, express or implied, is made as to its accuracy, completeness or correctness. This report is not (and should not be construed as) a solicitation to act as securities broker or dealer in any jurisdiction by any person or company that is not legally permitted to carry on such business in that jurisdiction.

Yuanta research is distributed in the United States only to Major U.S. Institutional Investors (as defined in Rule 15a-6 under the Securities Exchange Act of 1934, as amended and SEC staff interpretations thereof). All transactions by a US person in the securities mentioned in this report must be effected through a registered broker-dealer under Section 15 of the Securities Exchange Act of 1934, as amended. Yuanta research is distributed in Taiwan by Yuanta Securities Investment Consulting. Yuanta research is distributed in Hong Kong by Yuanta Securities (Hong Kong) Co. Limited, which is licensed in Hong Kong by the Securities and Futures Commission for regulated activities, including Type 4 regulated activity (advising on securities). In Hong Kong, this research report may not be redistributed, retransmitted or disclosed, in whole or in part or any form or manner, without the express written