

當日市場：漲勢集中在藍籌股上

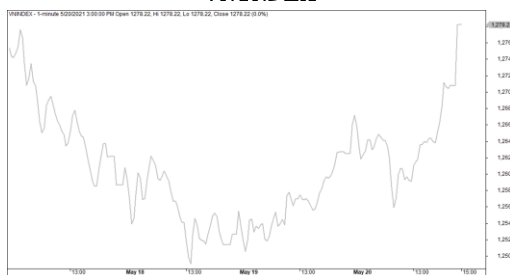
2021/05/21

市場走勢

市場指數	VNI	HNI	UPCOM
收盤	1,278.22	295.10	79.75
%日	1.25%	-0.05%	-0.08%
%週	1.29%	2.81%	-1.75%
%月	0.78%	-0.47%	-2.42%
%年	49.87%	175.95%	47.66%
成交值(Bil. VND)			
當日	22,292	2,625	964
日均量/週	21,626	3,168	946
日均量/月	20,459	2,611	902
外資進出			
買進	1,212.46	72.98	18.49
賣出	1,770.84	22.84	10.11
買賣超	-558.38	50.13	8.38
市場漲跌家數			
上漲	126	81	126
下跌	207	130	154
持平	64	162	623
市場指標			
P/E	17.15	16.11	21.84
總市值 (兆盾)	4,755	368	1,071
股息殖利:	2.45%	2.63%	5.59%

資料源: Bloomberg - YSVN

VNINDEX



HNIINDEX



市場走勢

過去兩個交易日藍籌股保持了上漲勢頭幫助市場擴大了漲幅。VN-Index 收盤上漲 1.25%，報 1278.22 點。相反，河內的兩個指數，HNX-Index 下跌 0.05%，收於 295.1 點，Upcom-Index 則小幅下跌。三個市場的交易額達 24 兆 4090 億越南盾，比上一交易日增長 5% 以上。

藍籌股繼續是促進主要指數走勢的驅動力。VN30-Index 收盤上漲 1.66%，其中有 23 檔股票上漲和 6 檔下跌。漲幅最大的是金融股，例如 STB (+3.2%)，收於 29,400 盾/股，VCB (+5.2%)，MSB (+6.9%)，OCB (+5.3%)。值得一提的是，證券 (SSI, HCM, VND, VCI)，零售 (PNJ, MWG) 的漲幅均超過 3%。

REE, PDR, FPT, MSN 等股票也獲得了相當大的漲勢。但是，由於 VNMID-Index 和 VNSML-Index 略有下跌，整體市場廣度仍然為消極。

當日，外資賣超近 5,000 億越南盾。他們賣超了 KDH (2780 億)，VPB (1190 億)，NVL (910 億)。外資積極買進 HPG (1150 億)，THD (670 億)，VHM (370 億)。

市場短期觀點

我們認為 VN-Index 可能會繼續上漲趨勢，並測試 1,283 - 1,300 點的阻力位。同時，現金流量可能會繼續在各類股票之間分化，並且主要集中在銀行，證券和鋼鐵等大型股上。最重要的是，短期現金流量比前幾盤都有改善的跡象，但是“綠殼紅芯”的現象仍在發生，這表明短期風險仍然很高，VN-Index 難以突破阻力位 1,283 - 1,300 點。

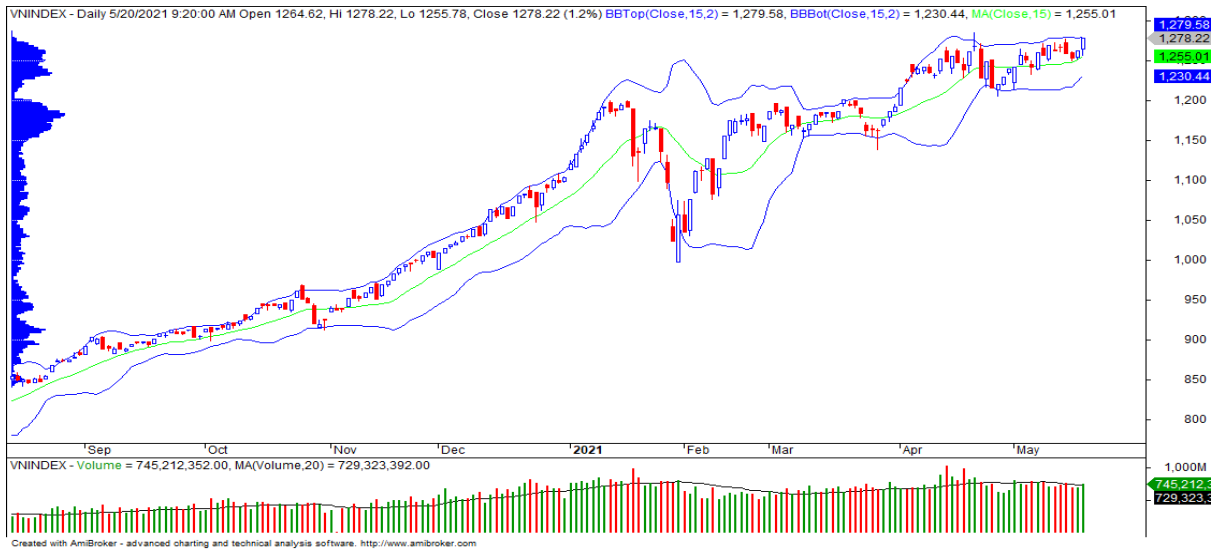
總觀市場的短期趨勢仍然是中立。因此，我們建議短期投資者可以繼續持有較低比例的股票（低於 40%），並且由於市場的短期風險總體而言仍處於較高水平，所以投資者只應考慮以低比例買進新股。同時，投資者現階段不應使用槓桿。

請在 <https://ysradar.yuanta.com.vn/> 查看有關股票的信號。



We Create Fortune

技術分析圖



指數技術分析圖 VN-Index



指數技術分析圖 HNX-Index

指數	短期趨勢	中期趨勢	阻力區 1	阻力區 2	支撐區 1	支撐區 2
VN-Index	中立	上漲	1280	1300	1150	970
HNX-Index	中立	上漲	298	303	196	180
VN30	中立	上漲	1390	1400	1162	960
VNMidcaps	中立	上漲	1,430	1500	969	963
VNSmallcaps	中立	上漲	1235	1280	822	804

We Create Fortune

胡志明市交易所 (HSX)

	收盤	漲跌%
VNI	1278.22	1.25%
VN30	1424.92	1.66%
VN Mid	1476.66	-0.62%
VN Small	1281.89	-0.61%

河內交易所 (HSX)

	收盤	漲跌%
HNI	295.1	-0.05%
HN30	442.8	0.49%
VNX AllSh	1315.13	1.18%

UPCOM 市場 (UPCoM)

	收盤	漲跌%
UPCoM	79.75	-0.08%

外資交易	成交值 (BiL. VND)
買進	1212.46
賣出	1770.84
買超/賣超	-558.38

外資交易	成交值 (BiL. VND)
買進	72.98
賣出	22.84
買超/賣超	50.13

外資交易	成交值 (BiL. VND)
買進	10.31
賣出	7.78
買超/賣超	2.52

上漲排名/股碼	漲跌(VND)	漲跌%
FIT	750	6.98%
DCL	2200	6.97%
SSI	2500	6.94%
MSB	1600	6.88%
ADS	1250	6.85%

上漲排名/股碼	漲跌(VND)	漲跌%
BSI	1400	9.40%
MBS	1500	6.52%
BVS	1300	6.07%
SHS	1800	5.73%
IVS	500	5.26%

上漲排名/股碼	漲跌(VND)	漲跌%
TCI	492	4.87%
SBS	285	3.80%
BVB	502	3.49%
ORS	681	3.27%
PVM	652	3.12%

下跌排名/股碼	漲跌(VND)	漲跌%
LSS	-750	-6.91%
ROS	-460	-6.33%
GIL	-4100	-6.15%
HTN	-2250	-6.11%
AMD	-380	-5.76%

下跌排名/股碼	漲跌(VND)	漲跌%
NRC	-1100	-5.70%
KLF	-300	-5.56%
CSC	-2100	-4.42%
VGS	-900	-4.19%
S99	-700	-3.50%

下跌排名/股碼	漲跌(VND)	漲跌%
TID	-2402	-11.17%
NTC	-12632	-6.76%
HPP	-4826	-6.15%
G36	-533	-5.49%
BSR	-441	-2.92%

*備註：市值>5,000 億盾；成交值>15 億盾

市值排名/股碼	BiL. VND
VIC	415,701
VCB	367,179
VHM	335,530
HPG	220,665
VNM	183,916

市值排名/股碼	BiL. VND
THD	67,760
SHB	55,841
BAB	17,571
VCS	14,368
IDC	10,290

市值排名/股碼	BiL. VND
ACV	150,669
MCH	82,696
BSR	45,450
GE2	34,156
FOX	20,806

交易量排名/股碼	成交值	30 日均
STB	58,599,727	47,139,958
VPB	35,350,700	28,916,468
ROS	31,413,300	33,872,326
SSI	28,128,900	13,740,289
HPG	26,157,100	27,723,105

交易量排名/股碼	成交值	30 日均
SHS	16,095,357	8,081,075
SHB	14,644,147	21,608,973
HUT	10,423,556	4,154,407
PVS	7,788,521	7,601,857
KLF	7,346,424	10,033,757

交易量排名/股碼	成交值	30 日均
BSR	13,257,000	11,460,640
ABB	6,313,142	3,951,019
BVB	3,926,698	1,990,119
PAS	2,541,127	1,409,401
SBS	2,311,235	1,343,979

資料源: Bloomberg & Yuanta Research

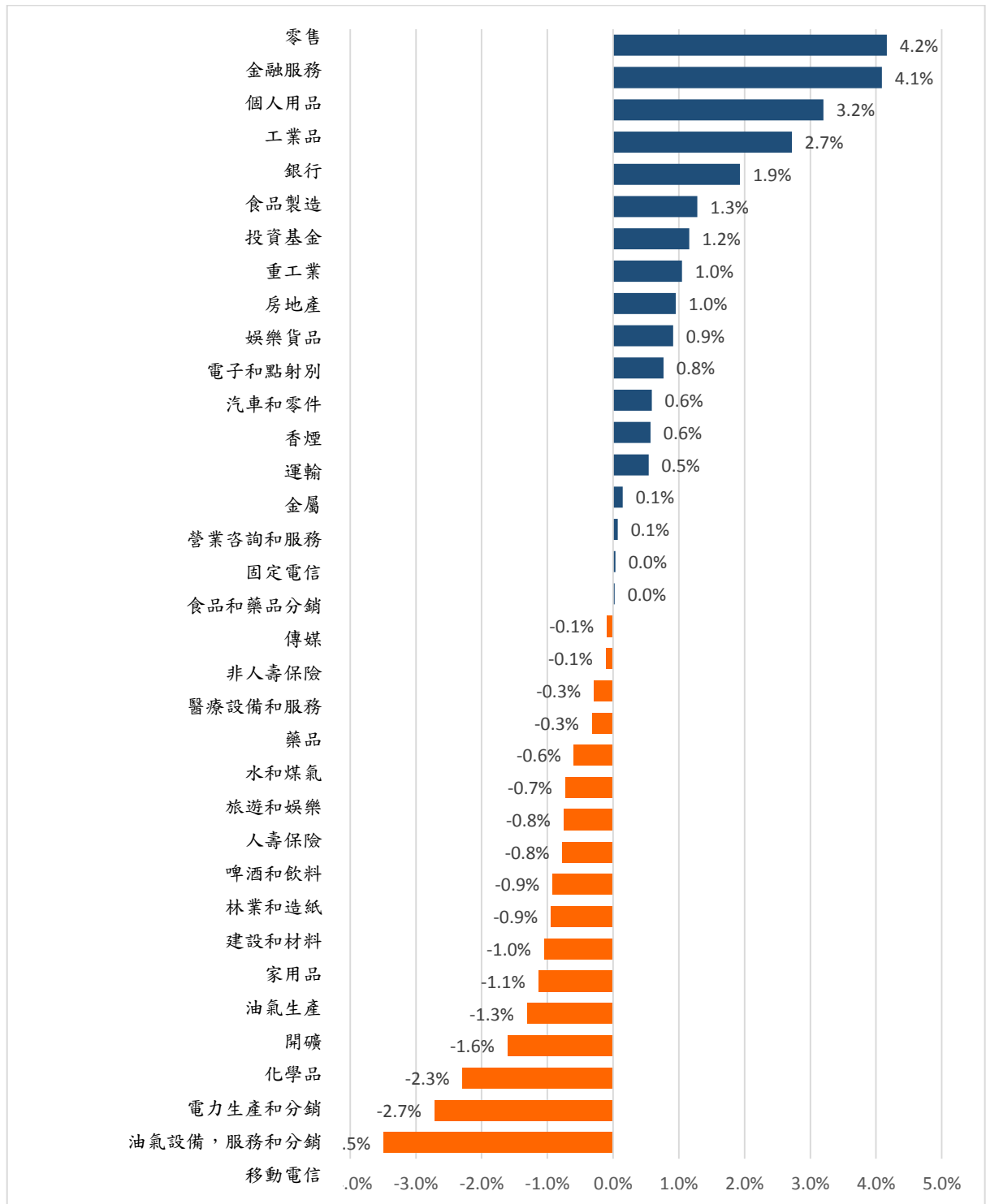
資料源: Bloomberg & Yuanta Research

資料源: Bloomberg & Yuanta Research



We Create Fortune

各行業板塊的交易走勢

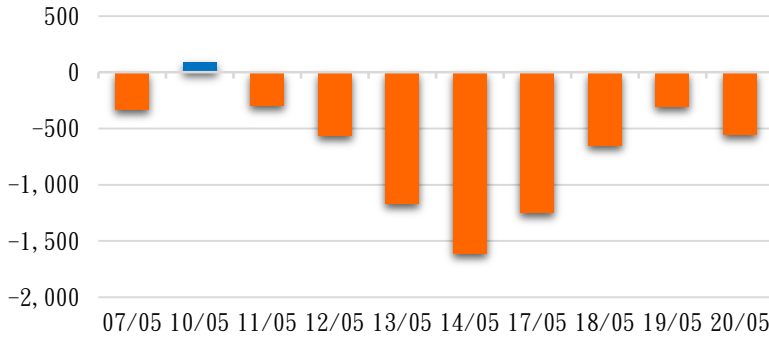


資料源: FiinPro - YSVN

We Create Fortune

外資買進賣統計

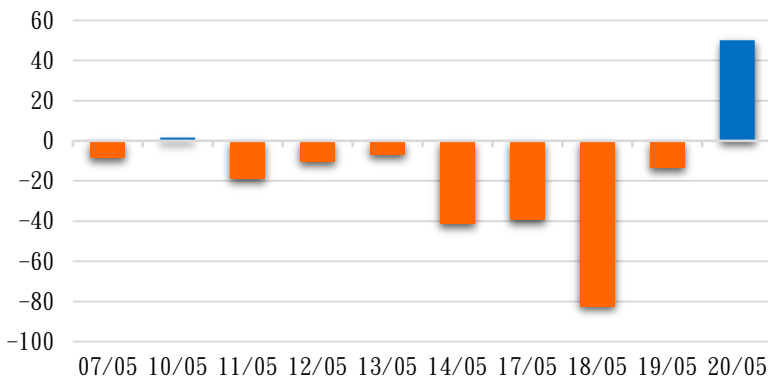
HSX 外資每日買/賣超



證券代碼	買超金額 (百萬盾)	證券代碼	賣超金額 (百萬盾)
HPG	115,325	KDH	277,625
VHM	36,668	VPB	119,022
MSN	31,380	NVL	91,016
SSI	30,414	VIC	65,460
GMD	29,970	STB	48,613

HSX 外資買/賣超的前 5 名

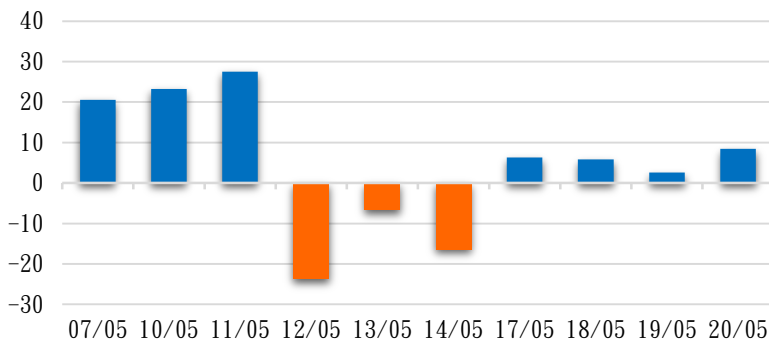
HNX 外資每日買/賣超



證券代碼	買超金額 (百萬盾)	證券代碼	賣超金額 (百萬盾)
THD	66,832	VND	15,205
KLF	470	BVS	1,577
CEO	446	IDJ	721
PVS	374	APS	513
DP3	229	PAN	374

HNX 外資買/賣超的前 5 名

UPCOM 外資每日買/賣超



證券代碼	買超金額 (百萬盾)	證券代碼	賣超金額 (百萬盾)
ACV	8,439	BVB	2,324
SIP	697	BSR	619
QNS	500	MSR	368
KLB	223	CTR	148
ABI	192	GHC	125

UPCOM 外資買/賣超的前 5 名

源: FiiPro - YSVN



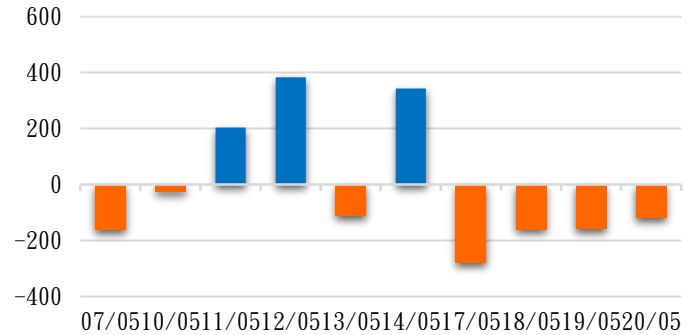
We Create **Fortune**

自營進出統計

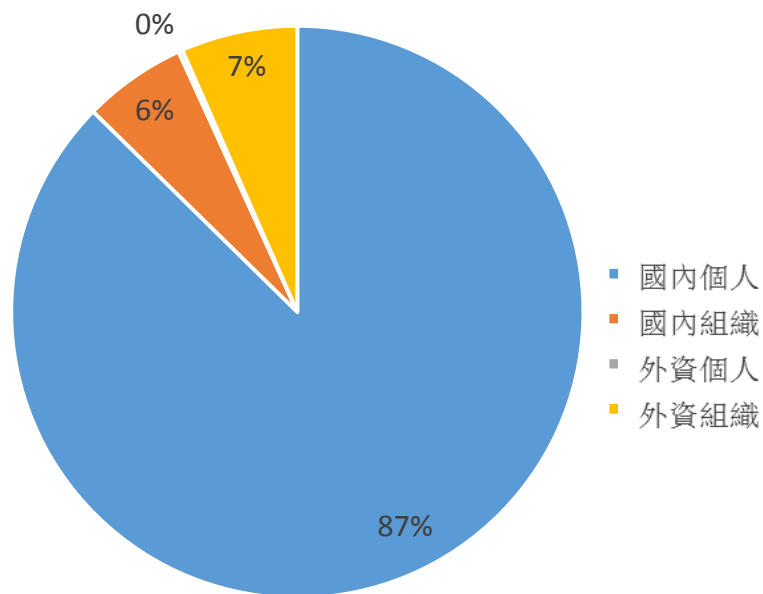
證券代碼	買超金額 (Mi1. VND)	證券代碼	賣超金額 (Mi1. VND)
FUEVFNVD	15,428	VIC	60,095
VHM	12,533	MBB	30,174
FUESSVFL	9,200	HPG	22,921
PET	7,863	TCB	17,449
VPB	5,474	MWG	12,053

券商自營交易最大前名

券商自營交易每日買/賣超 (Bi1. VND)



越南證券市場投資人類別統計

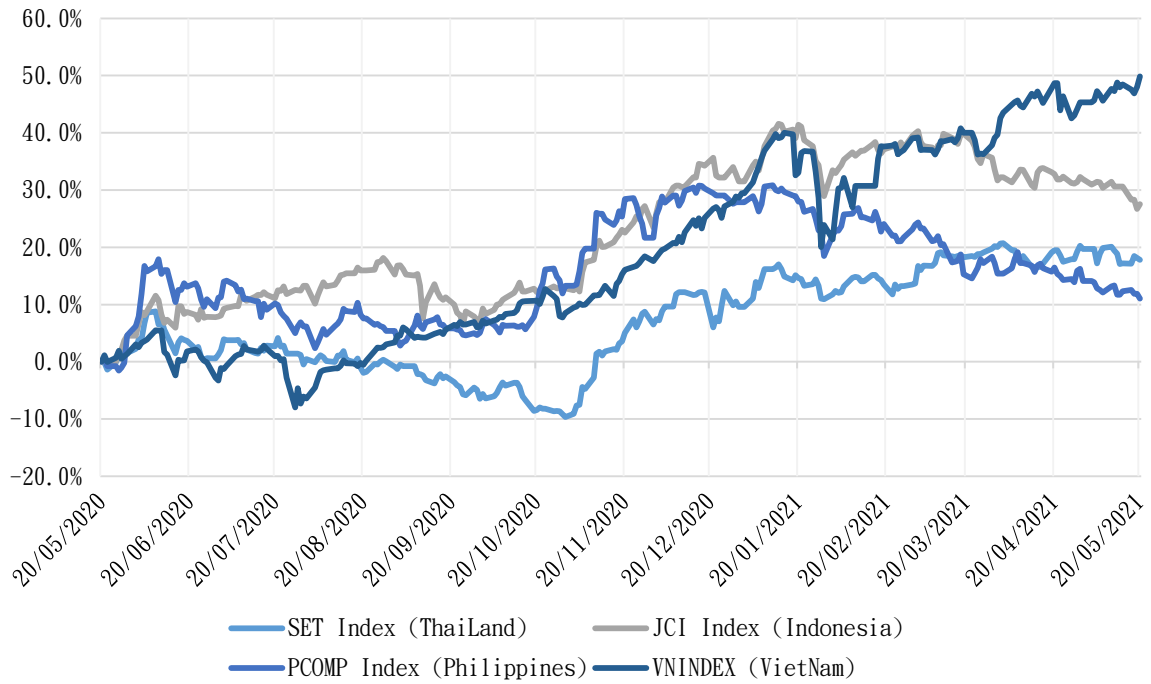


資料源: FiiPro - YSVN



We Create Fortune

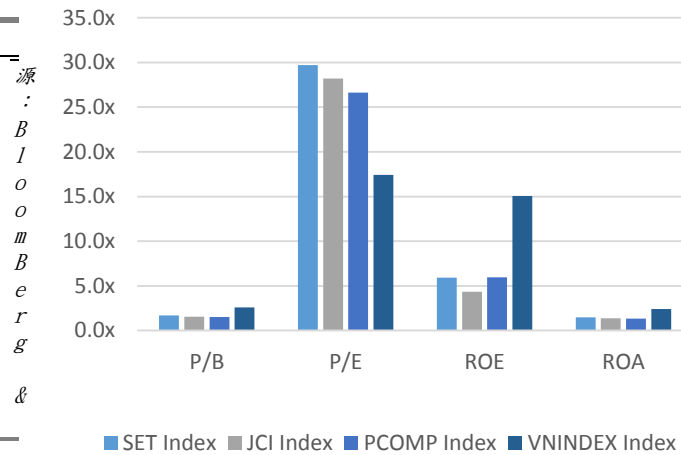
東南亞主要市場走勢比較



東南亞主要市場數據

		Thailand	Indonesia	Philippines	Vietnam
P/B		1.7x	1.6x	1.5x	2.6x
P/E		29.7x	28.2x	26.6x	17.4x
ROE	%	5.92	4.33	5.94	15.07
ROA	%	1.48	1.36	1.34	2.41
Vốn hóa	Tỷ USD	568.25	471.88	165.52	205.25
GTGD	Triệu USD	2.44	0.57	0.05	0.86
LS cổ tức	%	2.44	2.00	1.82	1.25

JSVN



源 :
B
l
o
o
m
B
e
r
g
&

■ SET Index ■ JCI Index ■ PCOMP Index ■ VNINDEX Index



We Create **Fortune**

元大證券（越南）公司

個人客戶分析部

Nguyễn Th ệ Minh

研究分析經理

+84 28 3622 6868 ext 3826

minh.nguyen@yuanta.com.vn

Lý Thị Hi ền

研究分析主管

+84 28 3622 6868 ext 3908

hien.ly@yuanta.com.vn

Quách Đức Khánh

高級分析專員

+84 28 3622 6868 ext 3833

khanh.quach@yuanta.com.vn

Phạm Tấn Phát

高級分析專員

+84 28 3622 6868 ext

3880

phat.pham@yuanta.com.vn

Nguyễn Trịnh Ngọc Hồng

分析專員

+84 28 3622 6868 ext 3832

hong.nguyen@yuanta.com.vn

個人客戶業務部

Nguyễn Thanh Tùng

總公司業務經理

+84 28 3622 6868 ext 3609

tung.nguyen@yuanta.com.vn

Nguyễn Việt Quang

河內分行經理

+84 28 3622 6868 ext 3404

quang.nguyen@yuanta.com.vn

Võ Thị Thu Thủy

平陽分行經理

+84 28 3622 6868 ext 3505

thuy.vo@yuanta.com.vn

Nguyễn Mạnh Hoạt

堤岸分行經理

+84 28 3622 6868 ext 3847

hoat.nguyen@yuanta.com.vn

Bùi Quốc Phong

同奈分行經理

+84 28 3622 6868

phong.bui@yuanta.com.vn

Chung Kim Hoa

華人客戶部經理

+84 28 3622 6868 ext 3828

hoa.chung@yuanta.com.vn

Đinh Thị Thu Cúc

頭頓分行經理

+84 28 3622 6868 ext 3203

cuc.dinh@yuanta.com.vn

Võ Đình Tuấn

峴港分行經理

+84 28 3622 6868 ext 3301

tuan.vo@yuanta.com.vn

Nguyễn Đức Hoàn

河內南部營業中心經理

+84 28 3622 6868 ext 3409

hoan.nguyen@yuanta.com.vn



We Create **Fortune**

Appendix A: Important Disclosures

Analyst Certification

Each research analyst primarily responsible for the content of this research report, in whole or in part, certifies that with respect to each security or issuer that the analyst covered in this report: (1) all of the views expressed accurately reflect his or her personal views about those securities or issuers; and (2) no part of his or her compensation was, is, or will be, directly or indirectly, related to the specific recommendations or views expressed by that research analyst in the research report.

Ratings Definitions

BUY: We have a positive outlook on the stock based on our expected absolute or relative return over the investment period. Our thesis is based on our analysis of the company's outlook, financial performance, catalysts, valuation and risk profile. We recommend investors add to their position.

HOLD-Outperform: In our view, the stock's fundamentals are relatively more attractive than peers at the current price. Our thesis is based on our analysis of the company's outlook, financial performance, catalysts, valuation and risk profile.

HOLD-Underperform: In our view, the stock's fundamentals are relatively less attractive than peers at the current price. Our thesis is based on our analysis of the company's outlook, financial performance, catalysts, valuation and risk profile.

SELL: We have a negative outlook on the stock based on our expected absolute or relative return over the investment period. Our thesis is based on our analysis of the company's outlook, financial performance, catalysts, valuation and risk profile. We recommend investors reduce their position.

Under Review: We actively follow the company, although our estimates, rating and target price are under review.

Restricted: The rating and target price have been suspended temporarily to comply with applicable regulations and/or Yuanta policies.

Note: Yuanta research coverage with a Target Price is based on an investment period of 12 months. Greater China Discovery Series coverage does not have a formal 12 month Target Price and the recommendation is based on an investment period specified by the analyst in the report.

Global Disclaimer

© 2018 Yuanta. All rights reserved. The information in this report has been compiled from sources we believe to be reliable, but we do not hold ourselves responsible for its completeness or accuracy. It is not an offer to sell or solicitation of an offer to buy any securities. All opinions and estimates included in this report constitute our judgment as of this date and are subject to change without notice.

This report provides general information only. Neither the information nor any opinion expressed herein constitutes an offer or invitation to make an offer to buy or sell securities or other investments. This material is prepared for general circulation to clients and is not intended to provide tailored investment advice and does not take into account the individual financial situation and objectives of any specific person who may receive this report. Investors should seek financial advice regarding the appropriateness of investing in any securities, investments or investment strategies discussed or recommended in this report. The information contained in this report has been compiled from sources believed to be reliable but no representation or warranty, express or implied, is made as to its accuracy, completeness or correctness. This report is not (and should not be construed as) a solicitation to act as securities broker or dealer in any jurisdiction by any person or company that is not legally permitted to carry on such business in that jurisdiction.

Yuanta research is distributed in the United States only to Major U.S. Institutional Investors (as defined in Rule 15a-6 under the Securities Exchange Act of 1934, as amended and SEC staff interpretations thereof). All transactions by a US person in the securities mentioned in this report must be effected through a registered broker-dealer under Section 15 of the Securities Exchange Act of 1934, as amended. Yuanta research is distributed in Taiwan by Yuanta Securities Investment Consulting. Yuanta research is distributed in Hong Kong by Yuanta Securities (Hong Kong) Co. Limited, which is licensed in Hong Kong by the Securities and Futures Commission for regulated activities, including Type 4 regulated activity (advising on securities). In Hong Kong, this research report may not be redistributed, retransmitted or disclosed, in whole or in part or and any form or manner, without the express written