

## 在檢測舊頂值的過程中

24/06/2021

合約走勢					
	收盤	+/-	交易量	到期日	剩餘時間
單位	點數	點數	合約	日期	日
VN30F2107	1490.4	0.0	206,002	15/07	24
VN30F2108	1484.5	-2.5	371	19/08	59
VN30F2109	1481.3	-5.3	52	16/09	87
VN30F2112	1481.0	-1.0	73	16/12	178

源自 Bloomberg - YSVN

合約更改交易量和持倉量				
	交易量	+/-	OI	+/-
單位	合約	%		%
VN30F2107	206,002	35.7%	26,894	
VN30F2108	371	4.5%	153	
VN30F2109	52	92.6%	298	
VN30F2112	73	35.2%	196	

源自 : Bloomberg - YSVN

合約的基差變動			
	基差	前一盤	+/-
單位	點數	點數	點數
VN30F2107	0.9	1.2	-0.3
VN30F2108	-5.0	1.2	-6.2
VN30F2109	-8.2	-2.6	-5.6
VN30F2112	-8.5	-7.2	-1.3

源自 : Bloomberg - YSVN

### 合約走勢

- 4 個期貨合約在盤中漲跌交織的情況下強勁震盪。VN30F2107 的基差保持在小幅正水平，而其餘 3 個期貨合約的基差為負 5-9 點。
- VN30F2107 的交易量增加了 36%，VN30F2108 增加了 5%，VN30F2109 增加了 93%，VN30F2112 增加了 35%。

### VN30F1M 的評估

- VN30F2107 漲跌交織。收盤時合約跌至 1484 點，也接近 Bollinger Bands 的下限，相當於 6 月 22 日的差距。
- 同時，價格還創造了一個上升楔形的模形（Rising Wedge），而這個模形尚未完成。因此，短期走勢仍處於橫盤整理狀態，下方支撐位為 1485-1486 點，阻力力為 1503-1504 點。

### 投資策略

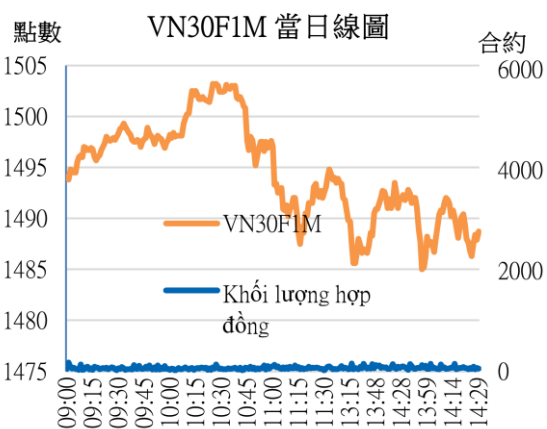
#### 當天策略 (Intraday)

投資者可以在合約的 1503-1504 點阻力位做空，於 1505.5 點或價格突破 1484 點時停損。

盤初可考慮在 1486-1488 點附近開設多頭，停損於 1484 點。

#### 主要短期趨勢策略 (Daily)

VN30F2107 在大範圍內橫盤整理，因此投資者目前應等待明確的趨勢信號。



Pham Tan Phat

高級分析專員

Email: [phat.pham@yuanta.com.vn](mailto:phat.pham@yuanta.com.vn)

Phone: (084) 28 3622 6868 ext 3880



We Create Fortune

### VN30F1M 合約走勢圖

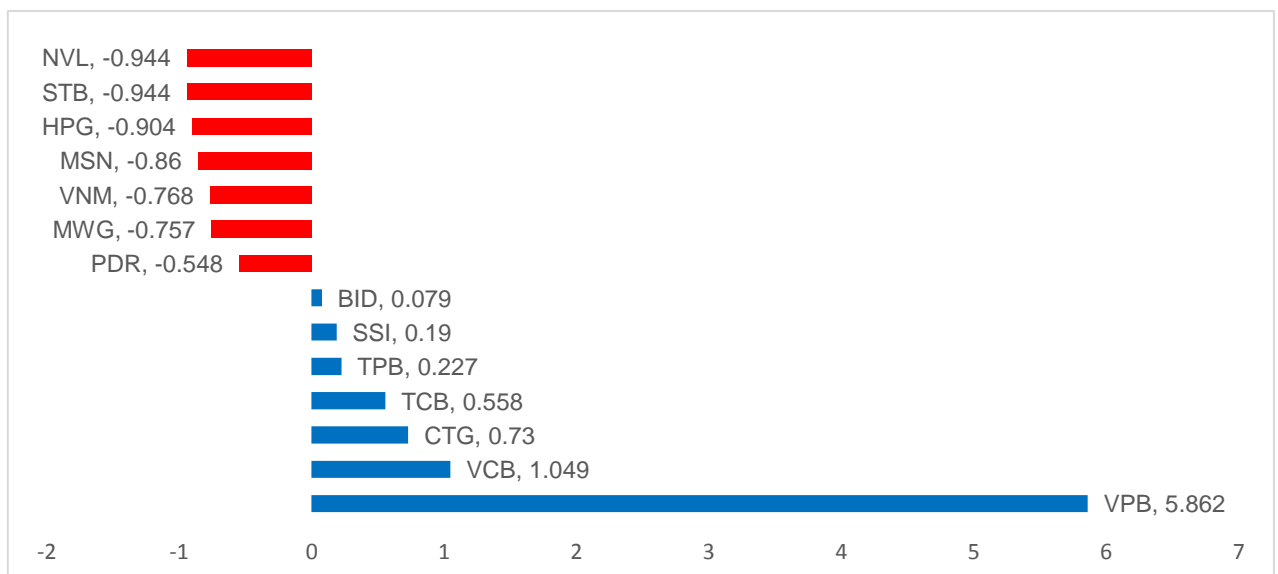


	VN30F2107-Daily	VN30F2107-30M
趨勢	橫盤	上漲
支撐 1	1411	1485
支撐 2	1355	1471
阻力 1	1505	1496
阻力 2	1510	1504

### VN30-INDEX 指數走勢

VN30-Index 上漲 0.02%，其中 銀行股：VPB、VCB 和 CTG 貢獻 7.6 點的漲幅。相反，NVL、STB 和 HPG 是指數中跌幅最大的股票。

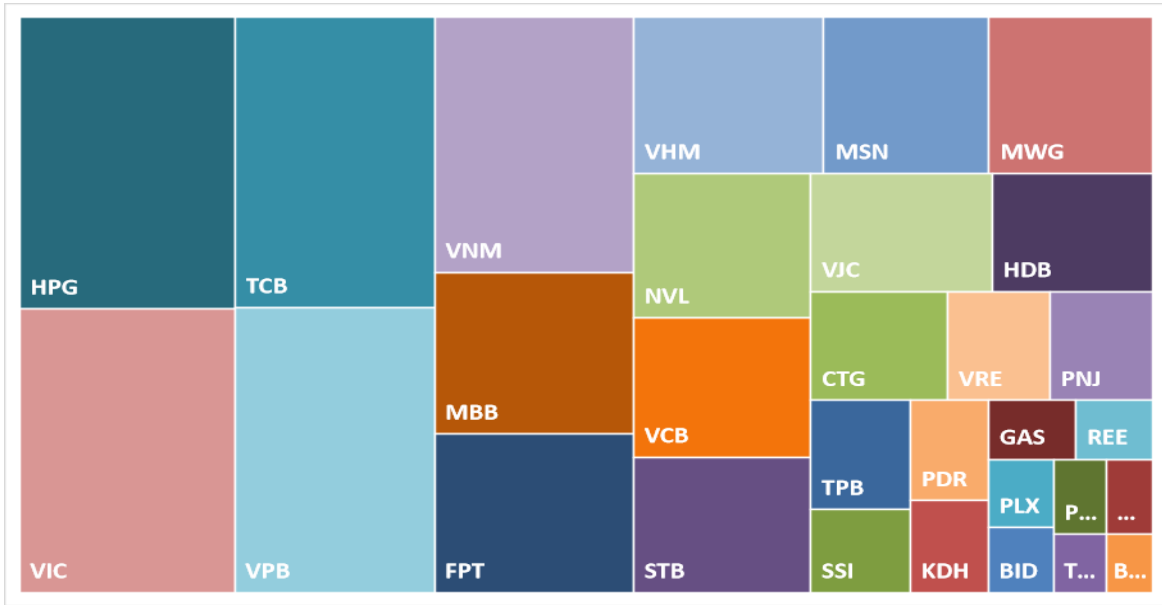
### VN30-INDEX 中最有影響力的成分股



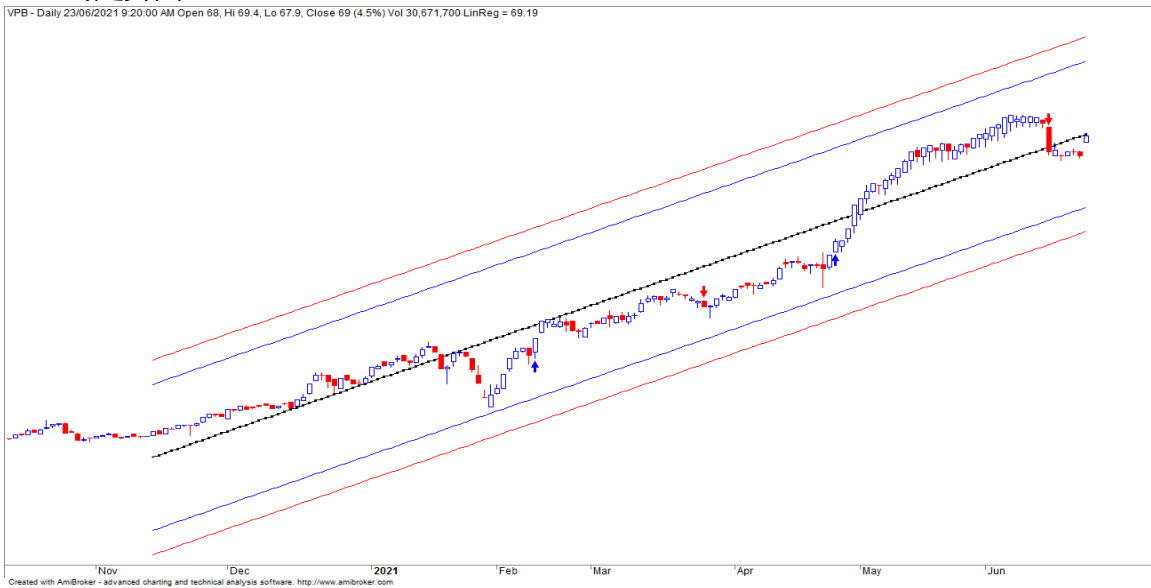


We Create **Fortune**

### VN30-INDEX 中的資本化



### VPB 的走勢圖





We Create **Fortune**

期貨合約的價格，交易量和持倉量

日期	VN30F2107	交易量	持倉量
23/06/2021	1,490.4	206,002	26,894
22/06/2021	1,490.4	151,809	26,894
21/06/2021	1,474.1	199,586	24,432
18/06/2021	1,485.0	211,415	22,086
17/06/2021	1,461.9	179,293	22,086
16/06/2021	1,468.9	252,886	22,086
15/06/2021	1,491.0	244,831	28,771
14/06/2021	1,497.5	202,777	31,301
11/06/2021	1,493.2	231,157	31,173

日期	VN30F2108	交易量	持倉量
23/06/2021	1484.5	371	153
22/06/2021	1487	355	153
21/06/2021	1470.7	410	116
18/06/2021	1483.5	403	14,245
17/06/2021	1467	24,493	14,245
16/06/2021	1470	12,265	8,705
15/06/2021	1488.6	5,904	4,197
14/06/2021	1491	2,057	1,578
11/06/2021	1479.3	1,035	984

日期	VN30F2109	交易量	持倉量
23/06/2021	1,486.6	27	298
22/06/2021	1,470.0	11	289
21/06/2021	1,479.0	114	0
18/06/2021	1,464.9	107	285
17/06/2021	1,465.8	76	285
16/06/2021	1,483.8	74	278
15/06/2021	1,484.0	75	290
14/06/2021	1,470.1	75	295
11/06/2021	1,474.3	98	273

日期	VN30F2112	交易量	持倉量
23/06/2021	1481	73	196
22/06/2021	1482	54	196
21/06/2021	1463.5	937	209
18/06/2021	1470.3	56	299
17/06/2021	1464.9	107	299
16/06/2021	1465.8	76	285
15/06/2021	1483.8	74	278
14/06/2021	1484	75	290
11/06/2021	1470.1	75	295



We Create Fortune

VN30-INDEX 中的成分股

Mã CP	Tên	Ngành	Tỷ trọng	Giá đóng cửa	Vốn hóa	PER	PBR	KLGD 3 tháng	SH Nước Ngoài	Cao 52 Tuần	Thấp 52 Tuần
		Đơn vị:	%	VND	Tỷ VND	x	x	000 cp	%	VND	VND
BID	越南投資與發展商業股份銀行	金融	0.6%	46,150	185,616	22.5	2.3	4,132	17%	50,600	35,550
KDH	Khang Dien 房屋貿易投資股份公司	房地產	1.1%	37,350	22,959	19.2	2.8	3,916	32%	37,900	19,697
CTG	越南工商股份銀行	金融	3.2%	51,200	190,638	10.7	2.1	16,774	25%	54,900	20,400
TCH	Hoang Huy 金融服務投資股份有限公司	工業	0.4%	23,500	9,381	9.2	1.6	6,283	15%	27,400	17,750
PLX	越南油氣集團	能量	0.8%	56,500	70,275	19.4	3.0	2,554	17%	59,600	41,000
BVH	Bao Viet 集團	金融	0.4%	61,000	45,282	23.9	2.2	1,088	27%	71,200	39,200
FPT	FPT 發展投資工藝股份公司	CNTT	5.0%	83,800	76,046	20.4	4.5	2,694	49%	88,500	37,913
GAS	越南氣體總公司 - 股份公司	公用服務	0.7%	92,700	177,423	23.5	3.5	884	3%	96,000	63,300
POW	越南天然氣股份總公司	公用服務	0.5%	12,300	28,805	11.9	1.0	13,978	3%	15,200	8,660
HDB	胡志明市發展商業股份銀行	金融	3.2%	34,250	54,587	11.1	2.2	5,962	17%	36,200	13,879
HPG	Hoa Phat (和發) 集團股份公司	原材料	10.6%	52,100	233,039	12.8	3.5	32,138	26%	56,300	15,667
MBB	軍隊貿易股份銀行	金融	5.6%	40,550	113,490	11.2	2.2	20,954	22%	42,700	13,226
MSN	Masan 集團股份公司	必需消費品	3.6%	106,500	125,727	83.1	7.7	2,193	32%	115,500	48,900
MWG	世界移動通信投資股份公司	非必需消費品	3.6%	141,000	67,036	15.6	3.9	856	49%	150,000	71,300
NVL	Nova 房地產投資集團股份公司	房地產	4.4%	103,000	151,169	33.4	4.8	3,070	8%	107,200	41,392
PNJ	Phu Nhuan (富潤) 珠寶股份公司	非必需消費品	1.5%	98,000	22,282	19.7	3.9	508	49%	104,900	49,800
REE	冷機電股份公司	工業	0.7%	59,700	18,450	10.3	1.6	680	49%	61,000	30,400
PDR	Phat Dat 開發房地產股份公司	房地產	1.5%	92,100	44,832	34.1	8.4	4,068	3%	92,900	17,038
TPB	Tien Phong 股份商業銀行	金融	1.8%	35,500	38,044	9.3	2.0	5,580	30%	40,900	15,878
SBT	Bien Hoa - Thanh Thanh Cong (邊和 - 成成功) 股份公司	必需消費品	0.4%	22,800	14,071	20.2	1.8	3,220	9%	25,300	13,000
SSI	SSI 西貢證券股份公司	金融	1.6%	50,500	32,995	18.2	2.9	14,296	48%	53,600	13,250
STB	西貢商信銀行 (sacombank)	金融	4.2%	29,650	53,478	19.8	1.8	40,756	12%	33,900	9,900
TCB	越南技商股份銀行 (Techcombank)	金融	9.6%	51,000	178,750	12.5	2.3	15,326	22%	55,200	17,500
VCB	越南外商貿易股份銀行	金融	3.7%	108,500	402,413	19.0	4.0	2,049	23%	109,000	75,100
VHM	Vinhomes 股份公司	房地產	4.6%	112,500	370,070	14.3	4.1	4,202	23%	116,000	70,900
VIC	Vingroup 集團股份公司	房地產	5.9%	117,400	397,097	54.0	4.9	2,301	14%	145,900	79,900
VJC	Vietjet 越捷航空股份公司	工業	2.6%	116,000	62,827	51.4	4.2	531	18%	138,500	94,300
VNM	越南牛奶股份公司	必需消費品	8.0%	92,100	192,485	19.7	6.1	3,937	55%	117,200	86,100
VPB	Viet Nam Thinh Vuong (越南繁榮) 貿易股份銀行	金融	8.8%	66,500	163,241	14.4	2.9	23,440	15%	72,200	19,400
VRE	Vincom Retail 股份公司	房地產	1.5%	32,500	73,850	27.7	2.5	6,619	31%	38,300	24,800



We Create **Fortune**

## 元大證券（越南）公司

### 個人客戶分析部

**Nguyễn Thế Minh**

研究分析經理

+84 28 3622 6868 ext 3826

minh.nguyen@yuanta.com.vn

**Lý Thị Hiên**

研究分析主管

+84 28 3622 6868 ext 3908

hien.ly@yuanta.com.vn

**Quách Đức Khánh**

高級分析專員

+84 28 3622 6868 ext 3833

khanh.quach@yuanta.com.vn

**Khổng Hữu Hiệp**

高級分析專員

+84 28 3622 6868 ext 3912

hiiep.khong@yuanta.com.vn

**Nguyễn Trịnh Ngọc Hồng**

高級分析專員

+84 28 3622 6868 ext 3832

hong.nguyen@yuanta.com.vn

**Phạm Tấn Phát**

高級分析專員

+84 28 3622 6868 ext 3880

phat.pham@yuanta.com.vn

### 個人客戶業務部

**Nguyễn Thanh Tùng**

總公司業務經理

+84 28 3622 6868 ext 3609

tung.nguyen@yuanta.com.vn

**Phạm Đắc Thành**

北部區域經理

+84 28 3622 6868 ext 3416

thanh.pham@yuanta.com.vn

**Nguyễn Mạnh Hoat**

南部區域經理（胡志明市）

+84 28 3622 6868 ext 3847

hoat.nguyen@yuanta.com.vn

**Lương Kỳ Ty**

堤岸分行經理

+84 28 3622 6868 ext 3653

ty.luong@yuanta.com.vn

**Bùi Quốc Phong**

同奈分行經理

+84 28 3622 6868 ext 3701

phong.bui@yuanta.com.vn

**Võ Thị Thu Thủy**

平陽分行經理

+84 28 3622 6868 ext 3505

thuy.vo@yuanta.com.vn

**Nguyễn Việt Quang**

河內分行經理

+84 28 3622 6868 ext 3404

quang.nguyen@yuanta.com.vn

**Võ Đình Tuấn**

峴港分行經理

+84 28 3622 6868 ext 3301

tuan.vo@yuanta.com.vn

**Đinh Thị Thu Cúc**

頭頓分行經理

+84 28 3622 6868 ext 3203

cuc.dinh@yuanta.com.vn



We Create **Fortune**

## Appendix A: Important Disclosures

### Analyst Certification

Each research analyst primarily responsible for the content of this research report, in whole or in part, certifies that with respect to each security or issuer that the analyst covered in this report: (1) all of the views expressed accurately reflect his or her personal views about those securities or issuers; and (2) no part of his or her compensation was, is, or will be, directly or indirectly, related to the specific recommendations or views expressed by that research analyst in the research report.

### Ratings Definitions

**BUY:** We have a positive outlook on the stock based on our expected absolute or relative return over the investment period. Our thesis is based on our analysis of the company's outlook, financial performance, catalysts, valuation and risk profile. We recommend investors add to their position.

**HOLD-Outperform:** In our view, the stock's fundamentals are relatively more attractive than peers at the current price. Our thesis is based on our analysis of the company's outlook, financial performance, catalysts, valuation and risk profile.

**HOLD-Underperform:** In our view, the stock's fundamentals are relatively less attractive than peers at the current price. Our thesis is based on our analysis of the company's outlook, financial performance, catalysts, valuation and risk profile.

**SELL:** We have a negative outlook on the stock based on our expected absolute or relative return over the investment period. Our thesis is based on our analysis of the company's outlook, financial performance, catalysts, valuation and risk profile. We recommend investors reduce their position.

**Under Review:** We actively follow the company, although our estimates, rating and target price are under review.

**Restricted:** The rating and target price have been suspended temporarily to comply with applicable regulations and/or Yuanta policies.

Note: Yuanta research coverage with a Target Price is based on an investment period of 12 months. Greater China Discovery Series coverage does not have a formal 12 months Target Price and the recommendation is based on an investment period specified by the analyst in the report.

### Global Disclaimer

© 2020 Yuanta. All rights reserved. The information in this report has been compiled from sources we believe to be reliable, but we do not hold ourselves responsible for its completeness or accuracy. It is not an offer to sell or solicitation of an offer to buy any securities. All opinions and estimates included in this report constitute our judgment as of this date and are subject to change without notice.

This report provides general information only. Neither the information nor any opinion expressed herein constitutes an offer or invitation to make an offer to buy or sell securities or other investments. This material is prepared for general circulation to clients and is not intended to provide tailored investment advice and does not take into account the individual financial situation and objectives of any specific person who may receive this report. Investors should seek financial advice regarding the appropriateness of investing in any securities, investments or investment strategies discussed or recommended in this report. The information contained in this report has been compiled from sources believed to be reliable but no representation or warranty, express or implied, is made as to its accuracy, completeness or correctness. This report is not (and should not be construed as) a solicitation to act as securities broker or dealer in any jurisdiction by any person or company that is not legally permitted to carry on such business in that jurisdiction.

Yuanta research is distributed in the United States only to Major U.S. Institutional Investors (as defined in Rule 15a-6 under the Securities Exchange Act of 1934, as amended and SEC staff interpretations thereof). All transactions by a US person in the securities mentioned in this report must be effected through a registered broker-dealer under Section 15 of the Securities Exchange Act of 1934, as amended. Yuanta research is distributed in Taiwan by Yuanta Securities Investment Consulting. Yuanta research is distributed in Hong Kong by Yuanta Securities (Hong Kong) Co. Limited, which is licensed in Hong Kong by the Securities and Futures Commission for regulated activities, including Type 4 regulated activity (advising on securities). In Hong Kong, this research report may not be redistributed, retransmitted or disclosed, in whole or in part or any form or manner, without the express written consent of Yuanta Securities (Hong Kong) Co. Limited.