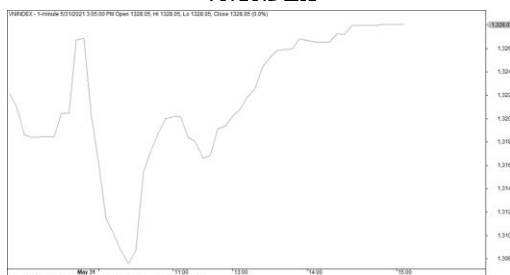


市場走勢

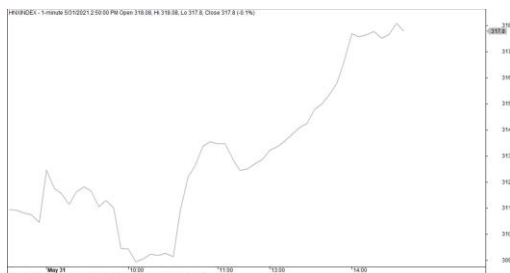
市場指數	VNI	HNI	UPCOM
收盤	1,328.05	317.85	88.77
%日	0.57%	2.38%	3.09%
%週	2.32%	5.83%	7.43%
%月	7.15%	12.81%	10.03%
%年	53.63%	189.45%	61.31%
成交值(Bil. VND)			
當日	25,140	4,416	2,164
日均量/週	23,132	3,600	1,703
日均量/月	22,038	2,903	1,237
外資進出			
買進	1,270.42	13.86	51.23
賣出	2,960.66	41.71	14.58
買賣超	-1,690.24	-27.85	36.65
市場漲跌家數			
上漲	133	102	136
下跌	204	125	139
持平	59	144	628
市場指標			
P/E	17.94	16.89	22.51
總市值 (兆盾)	4,973	388	1,107
股息殖利:	2.77%	2.61%	5.29%

資料源: Bloomberg - YSVN

VNINDEX



HNIINDEX



市場走勢

儘管來自疫情的負面信息，市場仍連續第二個交易日上漲。VN 指數收漲 0.57%，止於 1328.05 點。HNX-Index 同步上漲 2.38%，收於 317.85 點；Upcom -Index 上漲 3.09%。3 個交易所的交易價值均創下 30 兆 1100 億盾的新高。

當日金融和鋼鐵繼續成為拉動指數的主導類股。LPB (+7%)、ACB (+6.4%)、SSI (+6.2%)、STB (+6.1%)、TPB (+3.7%)、CTG (+3.7%)、BID (+3.3%) 等是強勁上漲的股票。HPG 爆出收購澳大利亞 3.2 億噸礦山以自主 50% 的原料的消息後就漲停。其他鋼鐵股如 HSG、NKG 和 SMC 均上漲超過 1%。然而 VN30-Index 的背離水平仍然很大，因為 MWG、VIC、VRE、MSN 和 VHM 等下跌。

中型股的走勢不亞於市場，因同樣有許多股票表現強勁，尤其是最近的漲幅良好的股票，如 PVD (+5.6%)、DBC (+5.5%)、HCM (+4.8%)、LCG (+5.1%) 等。

外資在盤中賣超 1 兆 6820 億越南盾。賣壓集中在 HPG (7090 億)、MBB (4040 億)、VCB (1050 億)。另一方面，PLX (1330 億)、NVL (420 億)、DXG (310 億) 領先於買超列表。

市場短期觀點

根據我們年初投資策略的報告，我們認為市場將繼續獲得是動力，越南指數可能很快會朝著 1,364 點的目標水平前進。同時，積極的是現金流繼續聚焦銀行、證券、地產等大型股，短期上漲趨勢更加可持續，市場出現進入新的正向波動階段的跡象。此外，情緒指標略有上升，但仍處於悲觀區間，表明情緒對當前走勢仍不完全樂觀。

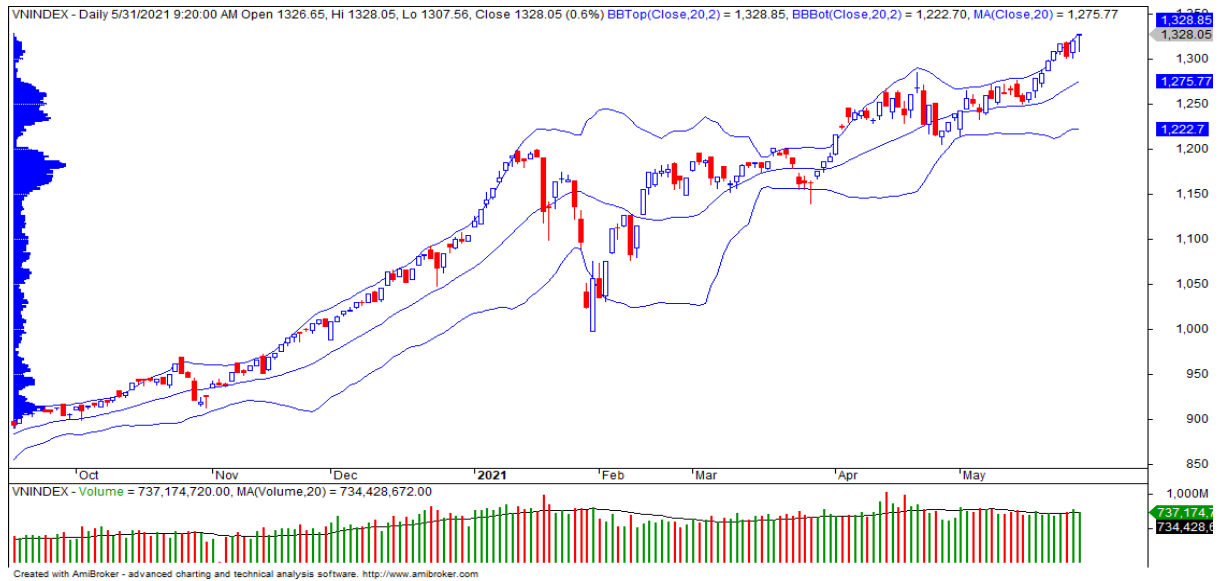
大盤短期走勢仍為上漲。因此，我們建議短線投資者繼續持有佔投資組合 40-45% 左右的股票，當期限使用高槓桿。

請在 <https://ysradar.yuanta.com.vn/> 查看有關股票的信號。

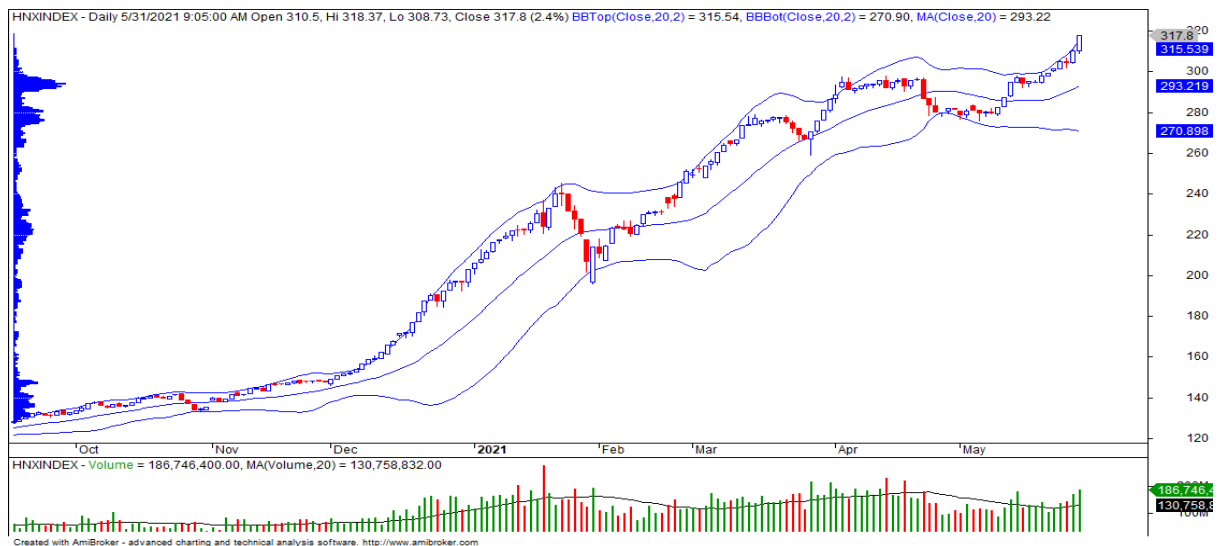


We Create **Fortune**

技術分析圖



指數技術分析圖 VN-Index



指數技術分析圖 HNX-Index

指數	短期趨勢	中期趨勢	阻力區 1	阻力區 2	支撐區 1	支撐區 2
VN-Index	上漲	上漲	1320	1368	1150	970
HNX-Index	上漲	上漲	298	303	196	180
VN30	上漲	上漲	1455	1470	1162	960
VNMidcaps	上漲	上漲	1,430	1500	969	963
VNSmallcaps	上漲	上漲	1235	1280	822	804



We Create Fortune

胡志明市交易所 (HSX)

	收盤	漲跌%
VNI	1328.05	0.57%
VN30	1474.78	1.10%
VN Mid	1591.03	1.04%
VN Small	1323.69	0.20%

河內交易所 (HSX)

	收盤	漲跌%
HNI	317.85	2.38%
HN30	493.56	3.67%
VNX AllSh	1365.87	0.86%

UPCOM 市場 (UPCoM)

	收盤	漲跌%
UPCoM	88.77	3.09%

外資交易	成交值 (BiL. VND)
買進	1270.42
賣出	2960.66
買超/賣超	-1690.24

外資交易	成交值 (BiL. VND)
買進	13.86
賣出	41.71
買超/賣超	-27.85

外資交易	成交值 (BiL. VND)
買進	51.23
賣出	14.58
買超/賣超	36.65

上漲排名/ 股碼	漲跌(VND)	漲跌%
LPB	1950	6.96%
BMI	2350	6.96%
VIX	1850	6.88%
VDS	1300	6.86%
HPG	3368	6.83%

上漲排名/ 股碼	漲跌(VND)	漲跌%
BVS	2600	10.00%
EVS	2100	9.95%
BSI	1800	9.89%
PVS	2300	9.79%
MBS	2400	9.72%

上漲排名/ 股碼	漲跌(VND)	漲跌%
PGB	2951	14.61%
BMS	1500	14.42%
SGB	2701	13.92%
TCI	1571	13.31%
SBS	1114	13.11%

下跌排名/ 股碼	漲跌(VND)	漲跌%
GIL	-3600	-6.05%
DLG	-140	-4.93%
DGW	-6000	-4.72%
TTF	-290	-4.41%
IBC	-1000	-4.35%

下跌排名/ 股碼	漲跌(VND)	漲跌%
API	-1600	-7.84%
NRC	-700	-3.72%
HUT	-200	-2.99%
TNG	-400	-2.04%
VC3	-400	-1.97%

下跌排名/ 股碼	漲跌(VND)	漲跌%
TID	-1021	-3.43%
DRI	-305	-2.77%
ACV	-1877	-2.73%
SWC	-711	-2.72%
VCR	-499	-2.57%

*備註：市值>5,000 億盾；成交值>15 億盾

市值排名/ 股碼	BiL. VND
VIC	405,215
VCB	369,404
VHM	344,083
HPG	222,321
CTG	190,638

市值排名/ 股碼	BiL. VND
THD	69,370
SHB	58,152
BAB	21,042
VCS	15,472
PVS	11,232

市值排名/ 股碼	BiL. VND
ACV	149,713
MCH	82,253
BSR	48,315
GE2	44,499
FOX	22,493

交易量排 名/股碼	成交值	30 日均
HPG	61,128,600	28,478,930
STB	42,228,800	45,575,355
VPB	33,519,500	34,005,275
MBB	31,204,884	24,554,035
LPB	24,262,200	19,831,710

交易量排 名/股碼	成交值	30 日均
SHB	40,919,682	25,423,246
PVS	25,886,063	9,972,153
ART	13,115,951	6,073,227
SHS	11,942,365	9,201,727
CEO	7,646,401	2,877,977

交易量排 名/股碼	成交值	30 日均
BSR	35,649,063	13,798,881
ABB	12,708,209	5,576,081
TLP	11,671,600	2,276
BVB	9,900,327	4,317,287
SBS	4,882,831	2,012,267

資料源: Bloomberg & Yuanta Research

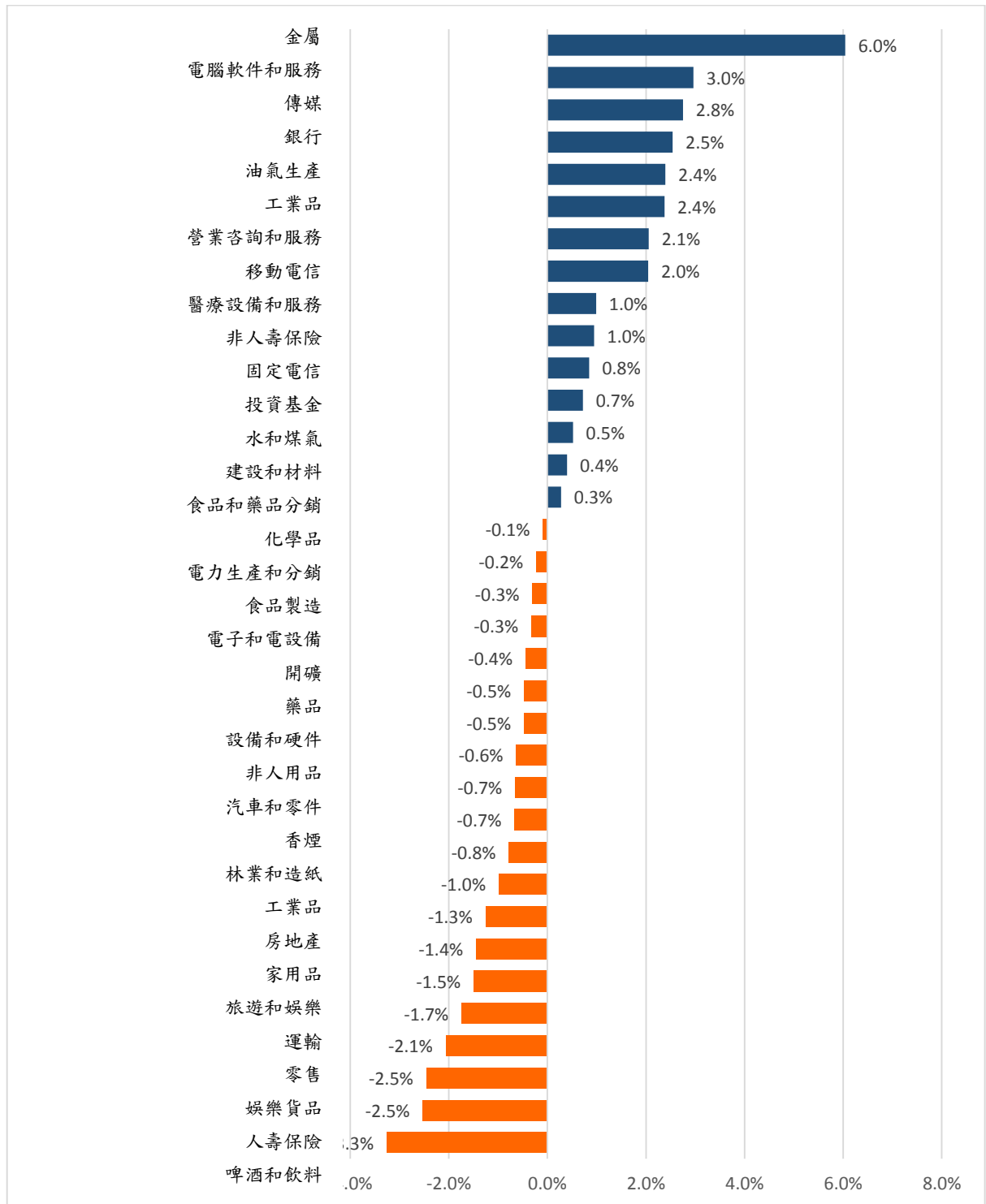
資料源: Bloomberg & Yuanta Research

資料源: Bloomberg & Yuanta Research



We Create Fortune

各行業板塊的交易走勢



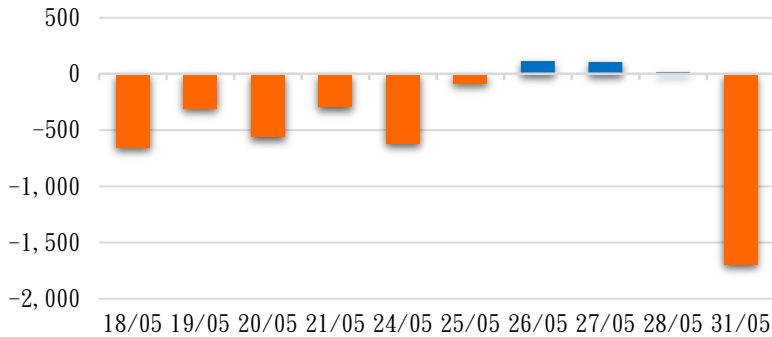
資料源: FiinPro - YSVN



We Create **Fortune**

外資買進賣統計

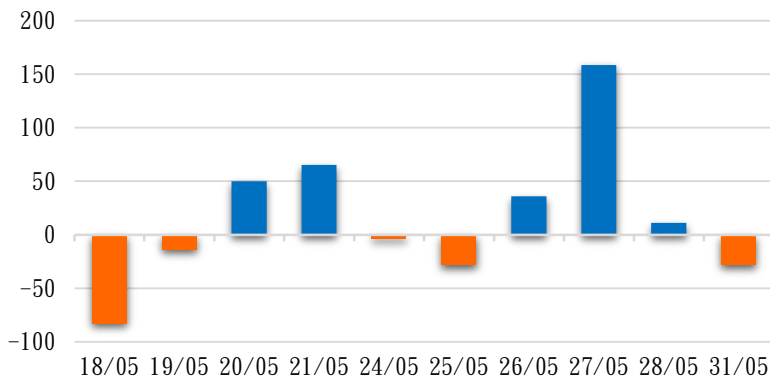
HSX 外資每日買/賣超



證券代碼	買超金額 (百萬盾)	證券代碼	賣超金額 (百萬盾)
PLX	148,349	HPG	356,919
MSN	57,175	LPB	83,213
SSI	54,755	NVL	59,174
STB	51,645	NKG	16,409
VNM	43,242	VIC	14,453

HSX 外資買/賣超的前 5 名

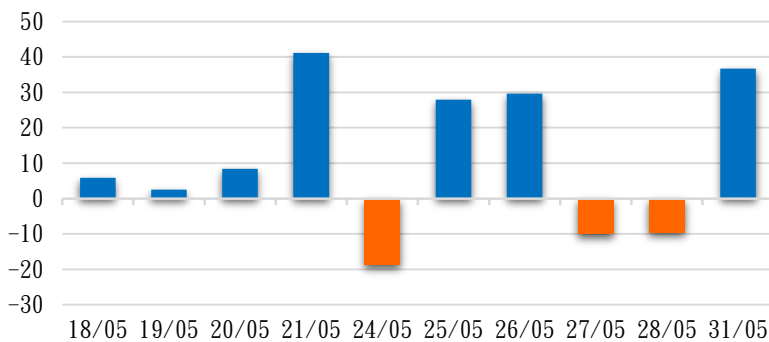
HNX 外資每日買/賣超



證券代碼	買超金額 (百萬盾)	證券代碼	賣超金額 (百萬盾)
PVS	11,062	APS	9,436
THD	6,749	VND	3,696
SHB	3,862	PAN	750
PVI	1,643	PMC	559
NSC	1,549	BVS	433

HNX 外資買/賣超的前 5 名

UPCOM 外資每日買/賣超



證券代碼	買超金額 (百萬盾)	證券代碼	賣超金額 (百萬盾)
ACV	1,909	LTG	6,630
ABI	1,724	BSR	810
TCW	440	AAS	339
FOC	327	MCH	308
CTR	290	GHC	240

UPCOM 外資買/賣超的前 5 名

源: FiiPro - YSVN



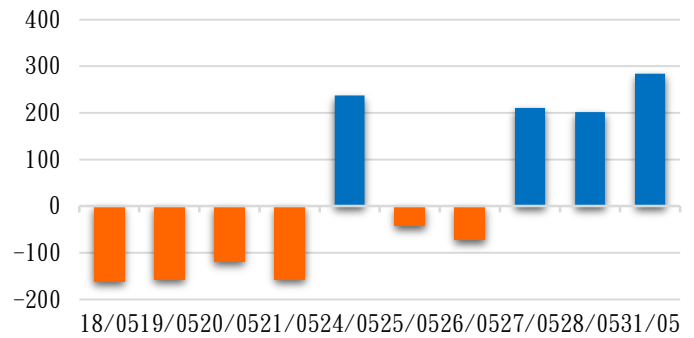
We Create **Fortune**

自營進出統計

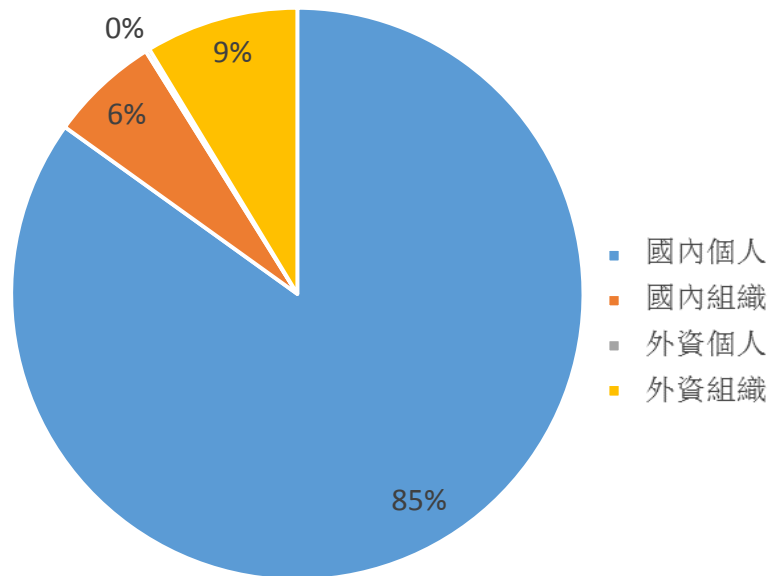
證券代碼	買超金額 (Mi1. VND)	證券代碼	賣超金額 (Mi1. VND)
FUEVFNVD	91,335	VPB	18,818
LPB	65,426	ACB	13,866
HPG	64,300	VHM	10,764
PLX	47,429	VHC	10,266
VIC	27,612	VRE	9,539

券商自營交易最大前名

券商自營交易每日買/賣超 (Bi1. VND)



越南證券市場投資人類別統計

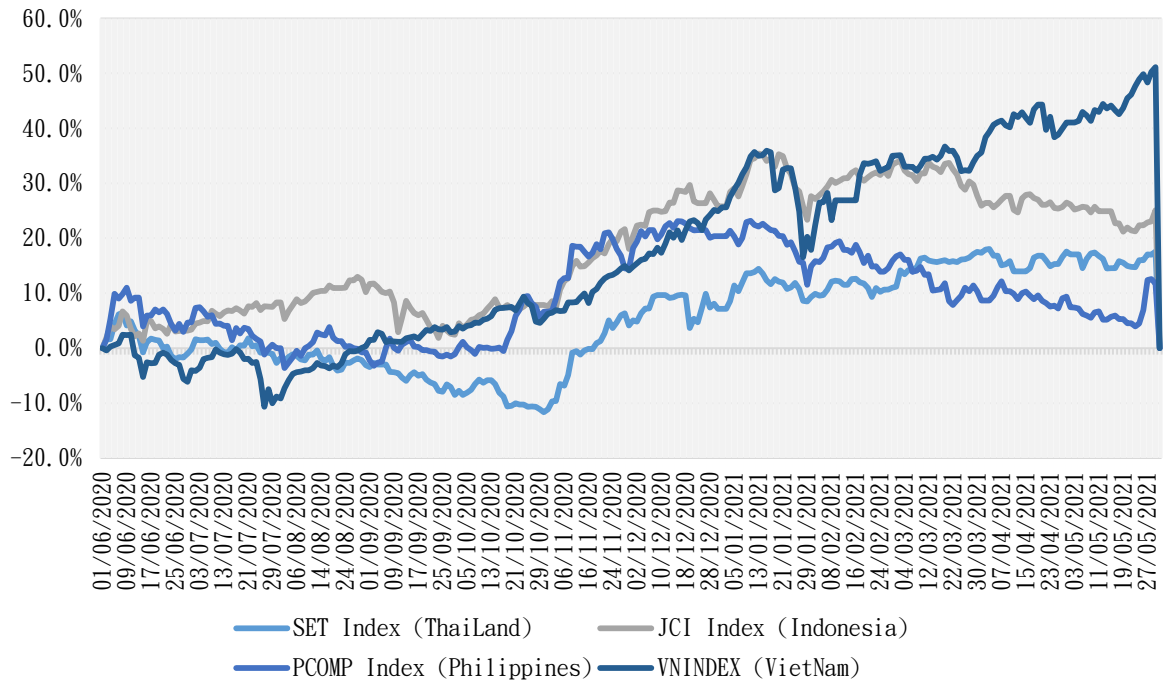


資料源: FiiPro - YSVN



We Create Fortune

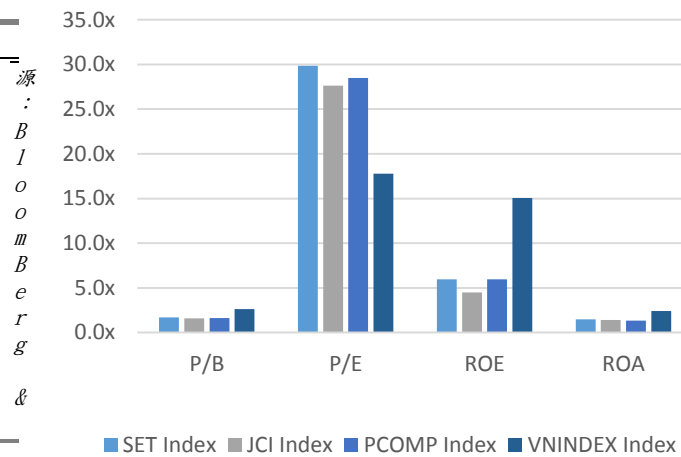
東南亞主要市場走勢比較



東南亞主要市場數據

		Thailand	Indonesia	Philippines	Vietnam
P/B		1.7x	1.6x	1.6x	2.6x
P/E		29.8x	27.6x	28.5x	17.8x
ROE	%	5.95	4.47	5.95	15.06
ROA	%	1.49	1.40	1.34	2.40
Vốn hóa	Tỷ USD	573.13	479.32	167.33	214.10
GTGD	Triệu USD	2.55	0.70	0.11	0.88
LS cổ tức	%	2.44	1.98	1.70	1.23

JSVN





We Create **Fortune**

元大證券（越南）公司

個人客戶分析部

Nguyễn Th ệ Minh

研究分析經理

+84 28 3622 6868 ext 3826

minh.nguyen@yuanta.com.vn

Lý Thị Hi ền

研究分析主管

+84 28 3622 6868 ext 3908

hien.ly@yuanta.com.vn

Quách Đức Khánh

高級分析專員

+84 28 3622 6868 ext 3833

khanh.quach@yuanta.com.vn

Phạm Tấn Phát

高級分析專員

+84 28 3622 6868 ext

3880

phat.pham@yuanta.com.vn

Nguyễn Trịnh Ngọc Hồng

分析專員

+84 28 3622 6868 ext 3832

hong.nguyen@yuanta.com.vn

個人客戶業務部

Nguyễn Thanh Tùng

總公司業務經理

+84 28 3622 6868 ext 3609

tung.nguyen@yuanta.com.vn

Nguyễn Việt Quang

河內分行經理

+84 28 3622 6868 ext 3404

quang.nguyen@yuanta.com.vn

Võ Thị Thu Thủy

平陽分行經理

+84 28 3622 6868 ext 3505

thuy.vo@yuanta.com.vn

Nguyễn Mạnh Hoạt

堤岸分行經理

+84 28 3622 6868 ext 3847

hoat.nguyen@yuanta.com.vn

Bùi Quốc Phong

同奈分行經理

+84 28 3622 6868

phong.bui@yuanta.com.vn

Chung Kim Hoa

華人客戶部經理

+84 28 3622 6868 ext 3828

hoa.chung@yuanta.com.vn

Đinh Thị Thu Cúc

頭頓分行經理

+84 28 3622 6868 ext 3203

cuc.dinh@yuanta.com.vn

Võ Đình Tuấn

峴港分行經理

+84 28 3622 6868 ext 3301

tuan.vo@yuanta.com.vn

Nguyễn Đức Hoàn

河內南部營業中心經理

+84 28 3622 6868 ext 3409

hoan.nguyen@yuanta.com.vn



We Create **Fortune**

Appendix A: Important Disclosures

Analyst Certification

Each research analyst primarily responsible for the content of this research report, in whole or in part, certifies that with respect to each security or issuer that the analyst covered in this report: (1) all of the views expressed accurately reflect his or her personal views about those securities or issuers; and (2) no part of his or her compensation was, is, or will be, directly or indirectly, related to the specific recommendations or views expressed by that research analyst in the research report.

Ratings Definitions

BUY: We have a positive outlook on the stock based on our expected absolute or relative return over the investment period. Our thesis is based on our analysis of the company's outlook, financial performance, catalysts, valuation and risk profile. We recommend investors add to their position.

HOLD-Outperform: In our view, the stock's fundamentals are relatively more attractive than peers at the current price. Our thesis is based on our analysis of the company's outlook, financial performance, catalysts, valuation and risk profile.

HOLD-Underperform: In our view, the stock's fundamentals are relatively less attractive than peers at the current price. Our thesis is based on our analysis of the company's outlook, financial performance, catalysts, valuation and risk profile.

SELL: We have a negative outlook on the stock based on our expected absolute or relative return over the investment period. Our thesis is based on our analysis of the company's outlook, financial performance, catalysts, valuation and risk profile. We recommend investors reduce their position.

Under Review: We actively follow the company, although our estimates, rating and target price are under review.

Restricted: The rating and target price have been suspended temporarily to comply with applicable regulations and/or Yuanta policies.

Note: Yuanta research coverage with a Target Price is based on an investment period of 12 months. Greater China Discovery Series coverage does not have a formal 12 month Target Price and the recommendation is based on an investment period specified by the analyst in the report.

Global Disclaimer

© 2018 Yuanta. All rights reserved. The information in this report has been compiled from sources we believe to be reliable, but we do not hold ourselves responsible for its completeness or accuracy. It is not an offer to sell or solicitation of an offer to buy any securities. All opinions and estimates included in this report constitute our judgment as of this date and are subject to change without notice.

This report provides general information only. Neither the information nor any opinion expressed herein constitutes an offer or invitation to make an offer to buy or sell securities or other investments. This material is prepared for general circulation to clients and is not intended to provide tailored investment advice and does not take into account the individual financial situation and objectives of any specific person who may receive this report. Investors should seek financial advice regarding the appropriateness of investing in any securities, investments or investment strategies discussed or recommended in this report. The information contained in this report has been compiled from sources believed to be reliable but no representation or warranty, express or implied, is made as to its accuracy, completeness or correctness. This report is not (and should not be construed as) a solicitation to act as securities broker or dealer in any jurisdiction by any person or company that is not legally permitted to carry on such business in that jurisdiction.

Yuanta research is distributed in the United States only to Major U.S. Institutional Investors (as defined in Rule 15a-6 under the Securities Exchange Act of 1934, as amended and SEC staff interpretations thereof). All transactions by a US person in the securities mentioned in this report must be effected through a registered broker-dealer under Section 15 of the Securities Exchange Act of 1934, as amended. Yuanta research is distributed in Taiwan by Yuanta Securities Investment Consulting. Yuanta research is distributed in Hong Kong by Yuanta Securities (Hong Kong) Co. Limited, which is licensed in Hong Kong by the Securities and Futures Commission for regulated activities, including Type 4 regulated activity (advising on securities). In Hong Kong, this research report may not be redistributed, retransmitted or disclosed, in whole or in part or and any form or manner, without the express written