

當日市場：VN-Index 可能很快會重新測試 1,364 點

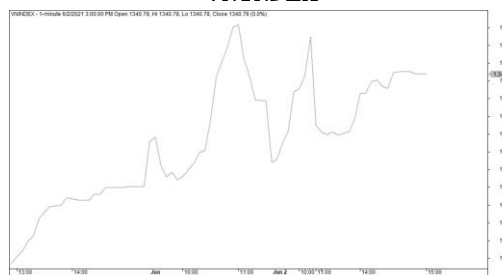
2021/06/03

市場走勢

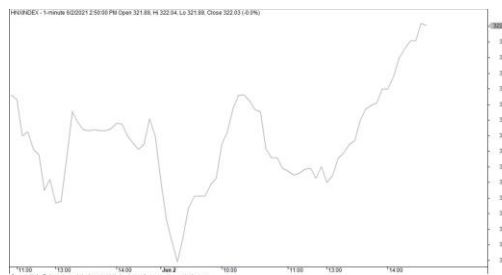
市場指數	VNI	HNI	UPCOM
收盤	1,340.78	322.05	89.39
%日	0.22%	1.12%	0.59%
%週	1.83%	5.64%	7.62%
%月	8.18%	14.30%	10.80%
%年	53.27%	183.39%	59.68%
成交值(Bil. VND)			
當日	25,596	4,417	2,116
日均量/週	24,097	4,266	2,047
日均量/月	22,178	3,063	1,321
外資進出			
買進	1,607.33	31.24	37.14
賣出	2,820.65	85.15	20.87
買賣超	-1,213.32	-53.91	16.28
市場漲跌家數			
上漲	208	123	175
下跌	131	79	126
持平	57	169	602
市場指標			
P/E	18.17	17.28	22.95
總市值 (兆盾)	5,039	397	1,128
股息殖利:	2.83%	2.60%	5.25%

資料源: Bloomberg - YSVN

VNINDEX



HNIINDEX



市場走勢

在連續 3 個交易日上漲後，市場出現了強勁的震盪，但積極的情緒幫助市場在收盤時企穩了下來。VN-Index 收盤上漲 0.22%，止於 1340.78 點。HNX-Index 同步上漲 1.12%，收於 322.05 點。Upcom -Index 上漲 0.59%。3 個市場的交易額達到 30 兆 4,480 億越南盾。

當天的拋售壓力更大、更廣泛，尤其是在 VN30-Index 中。該指數中有 15 檔股票下跌和 13 檔上漲。Vingroup 的股票與 HPG (-2.7%)、FPT (-1.8%)、REE (-1.8%)、BID (-1.3%)、MSN (-1.2%) 的跌幅最大。在上漲的方面，GAS (+4.4%)、NVL (+2.7%)、SSI (+5.3%)、VCB (+2.2%) 錄得良好的收益。

根據行業來看，銀行和證券的板塊走勢強於大盤，ACB、LPB、SSI、HCM、CTS 等股票漲幅均超過 3%。化學品在 DCM (+6.9%)、DPM (+4.8%)、LAS (+9.2%) 方面也錄得強勁的漲勢。

小型股在 ITA、HQC、TTF、ROS、AMD 呈綠漲，顯示出積極的投機現金流。

外資在盤中賣超 1 兆 2510 億越南盾。賣壓主要集中在 HPG (9560 億)、VIC (1790 億)、NVL (740 億)。另一方面，VCB (940 億)、BWE (410 億)、OCB (390 億) 領先於買超列表。

市場短期觀點

我們認為下個交易日大市將繼續上揚，而越南指數短期可能很快重新測試 1,364 點。同時，市場仍處於積極的強烈波動期，短期現金流仍處於高位，表明現金流可能在各類股票之間平均分佈。此外，短期情緒指標繼續強勁上升，表明尋找短期利潤的機會正在逐漸增加。

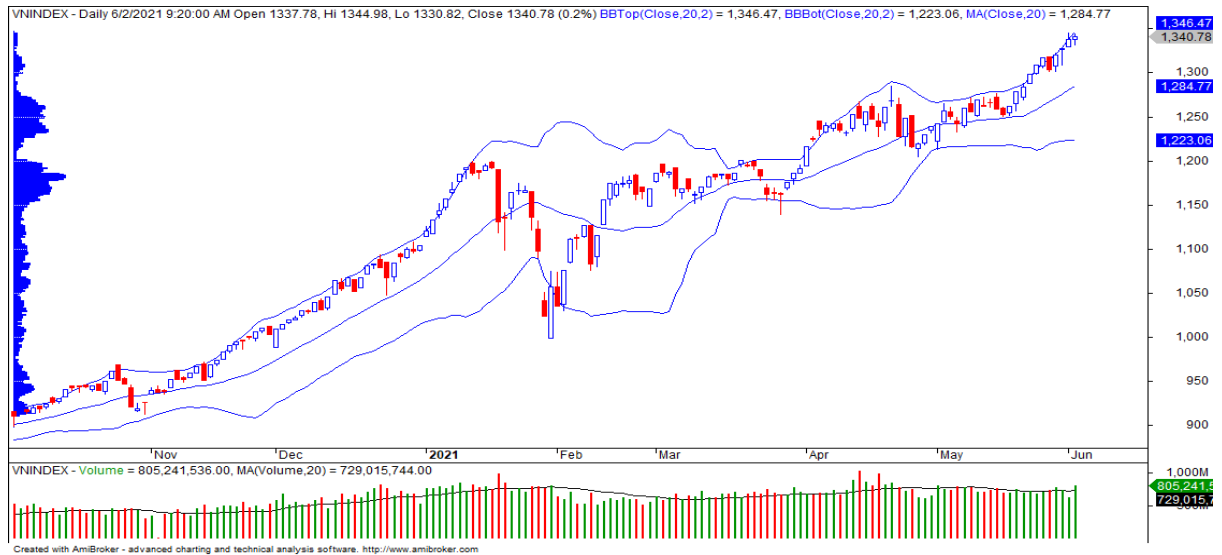
大盤短期走勢仍為上漲。因此，我們建議短線投資者可逐步加大股票占比，對鋼鐵、銀行、證券等漲幅較大的股票進行限購。同時，投資者限制使用高槓桿。

請在 <https://ysradar.yuanta.com.vn/> 查看有關股票的信號。

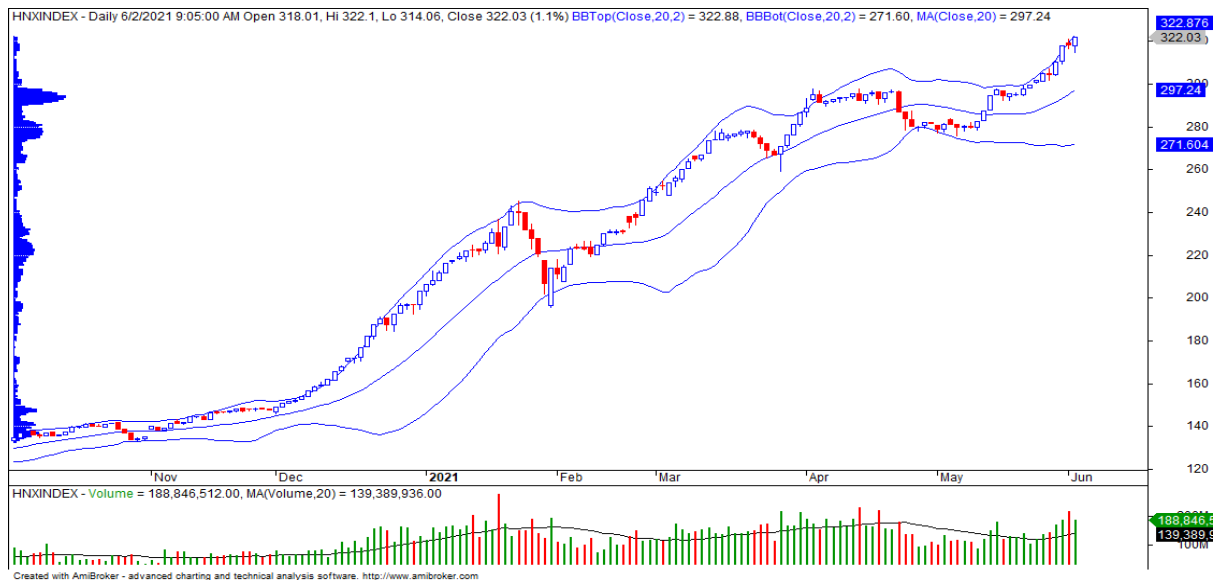


We Create Fortune

技術分析圖



指數技術分析圖 VN-Index



指數技術分析圖 HNX-Index

指數	短期趨勢	中期趨勢	阻力區 1	阻力區 2	支撐區 1	支撐區 2
VN-Index	上漲	上漲	1368	1400	1150	970
HNX-Index	上漲	上漲	298	303	196	180
VN30	上漲	上漲	1455	1470	1162	960
VNMidcaps	上漲	上漲	1,430	1500	969	963
VNSmallcaps	上漲	上漲	1235	1280	822	804



We Create Fortune

胡志明市交易所 (HSX)

	收盤	漲跌%
VNI	1340.78	0.22%
VN30	1478.85	-0.27%
VN Mid	1597.94	0.51%
VN Small	1330.34	0.91%

河內交易所 (HSX)

	收盤	漲跌%
HNI	322.05	1.12%
HN30	500.2	1.47%
VNX AllSh	1370.4	-0.15%

UPCOM 市場 (UPCoM)

	收盤	漲跌%
UPCoM	89.39	0.59%

外資交易	成交值 (BiL. VND)
買進	1607.33
賣出	2820.65
買超/賣超	-1213.32

外資交易	成交值 (BiL. VND)
買進	31.24
賣出	85.15
買超/賣超	-53.91

外資交易	成交值 (BiL. VND)
買進	37.14
賣出	20.87
買超/賣超	16.28

上漲排名/ 股碼	漲跌(VND)	漲跌%
ITA	490	7.00%
GIL	3700	6.98%
FLC	850	6.97%
LPB	2050	6.93%
TTF	420	6.91%

上漲排名/ 股碼	漲跌(VND)	漲跌%
VND	5000	9.86%
PSI	900	9.68%
BTS	600	9.52%
LAS	1000	9.17%
BCC	900	8.26%

上漲排名/ 股碼	漲跌(VND)	漲跌%
VNB	2095	12.85%
DDV	1562	12.30%
BMS	1565	11.59%
PGB	3068	11.53%
HTM	1560	10.40%

下跌排名/ 股碼	漲跌(VND)	漲跌%
APH	-4700	-6.88%
SHI	-1600	-5.37%
EIB	-1350	-4.15%
HAX	-1000	-3.94%
DPG	-1550	-3.83%

下跌排名/ 股碼	漲跌(VND)	漲跌%
WSS	-500	-4.76%
TVB	-800	-4.71%
NVB	-500	-2.35%
EVS	-500	-2.13%
AMV	-200	-1.98%

下跌排名/ 股碼	漲跌(VND)	漲跌%
SGB	-2352	-9.56%
BVB	-2115	-7.89%
TCI	-1064	-7.34%
KLB	-1667	-5.73%
ABB	-1288	-5.19%

*備註：市值>5,000 億盾；成交值>15 億盾

市值排名/ 股碼	BiL. VND
VIC	405,892
VCB	384,611
VHM	342,109
HPG	248,248
CTG	195,851

市值排名/ 股碼	BiL. VND
THD	69,860
SHB	59,692
BAB	21,538
VCS	15,200
PVS	12,618

市值排名/ 股碼	BiL. VND
ACV	146,770
MCH	81,657
BSR	54,519
GE2	44,461
FOX	22,484

交易量排 名/股碼	成交值	30 日均
FLC	59,616,500	27,210,445
STB	51,657,300	45,919,450
HPG	40,052,100	29,226,914
LPB	31,740,800	20,415,414
VPB	29,533,000	34,361,364

交易量排 名/股碼	成交值	30 日均
SHB	26,046,848	25,685,769
PVS	21,481,661	10,988,903
SHS	13,524,198	9,645,419
NVB	10,306,573	7,148,388
KLF	9,667,077	8,485,326

交易量排 名/股碼	成交值	30 日均
BSR	27,636,059	14,745,688
ABB	8,133,179	5,956,167
SBS	7,848,742	2,471,922
BVB	7,604,622	4,576,871
DDV	7,271,006	1,888,651

資料源: Bloomberg & Yuanta Research

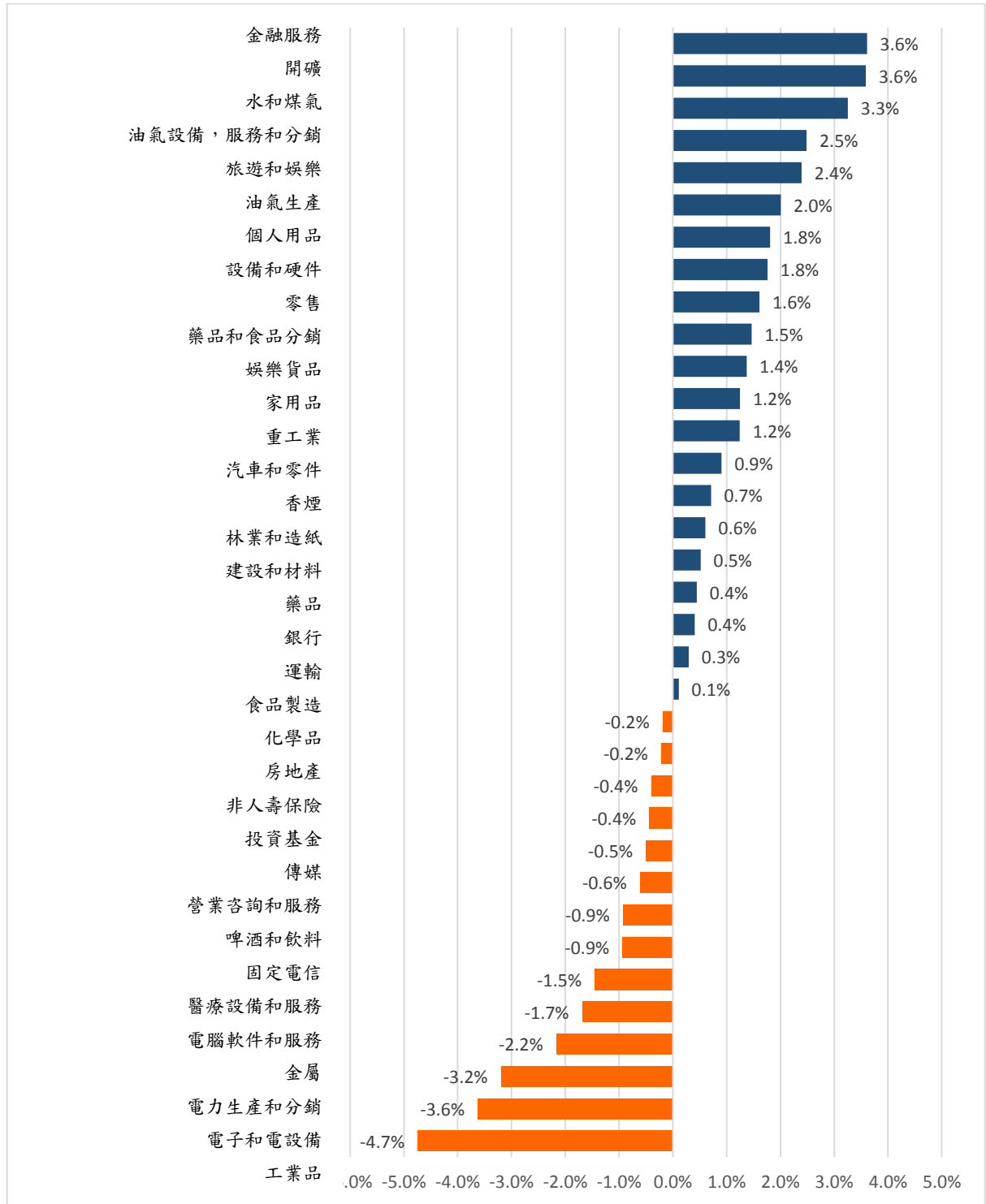
資料源: Bloomberg & Yuanta Research

資料源: Bloomberg & Yuanta Research



We Create Fortune

各行業板塊的交易走勢



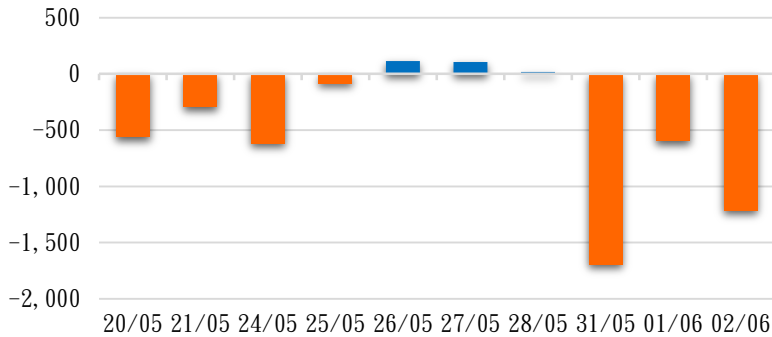
資料源.: FiinPro - YSVN



We Create Fortune

外資買進賣統計

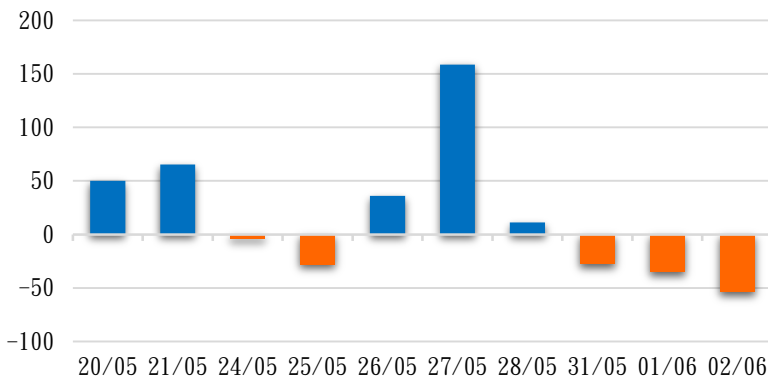
HSX 外資每日買/賣超



證券代碼	買超金額 (百萬盾)	證券代碼	賣超金額 (百萬盾)
VCB	93,605	HPG	956,466
BWE	41,236	VIC	179,291
OCB	39,190	NVL	73,519
VIX	27,941	VNM	59,460
NKG	24,308	STB	48,760

HSX 外資買/賣超的前 5 名

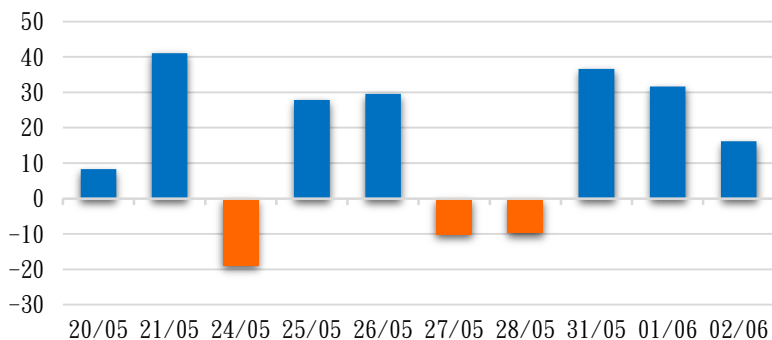
HNX 外資每日買/賣超



證券代碼	買超金額 (百萬盾)	證券代碼	賣超金額 (百萬盾)
THD	1,660	PVS	21,937
SHB	1,173	PAN	15,233
NSC	995	VCS	12,162
PVC	869	VND	6,082
IDV	455	TIG	1,251

HNX 外資買/賣超的前 5 名

UPCOM 外資每日買/賣超



證券代碼	買超金額 (百萬盾)	證券代碼	賣超金額 (百萬盾)
CTR	21,102	ACV	4,058
MCH	701	QNS	2,404
ABI	598	LTG	1,244
SBS	463	GHC	312
CST	253	DRI	261

UPCOM 外資買/賣超的前 5 名

源: FiiPro - YSVN



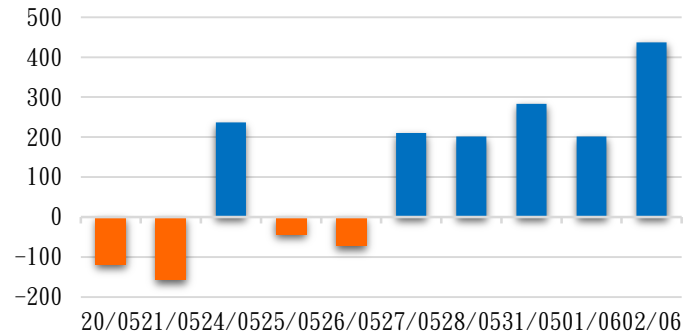
We Create **Fortune**

自營進出統計

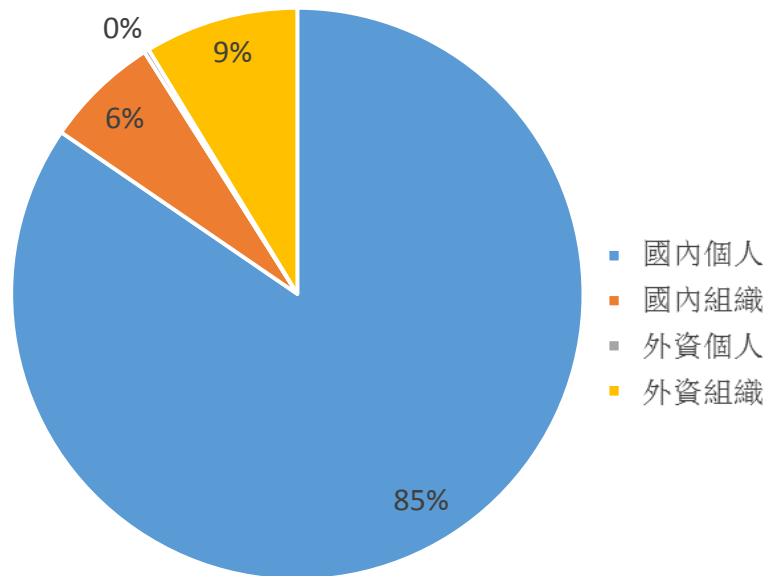
證券代碼	買超金額 (Mi1. VND)	證券代碼	賣超金額 (Mi1. VND)
HPG	164,637	E1VFN30	23,108
DBC	23,129	FUEVFN30	18,680
MBB	22,942	ACB	10,267
FPT	19,076	GAS	8,809
MSN	17,380	NVL	1,890

券商自營交易最大前名

券商自營交易每日買/賣超 (Bi1. VND)



越南證券市場投資人類別統計

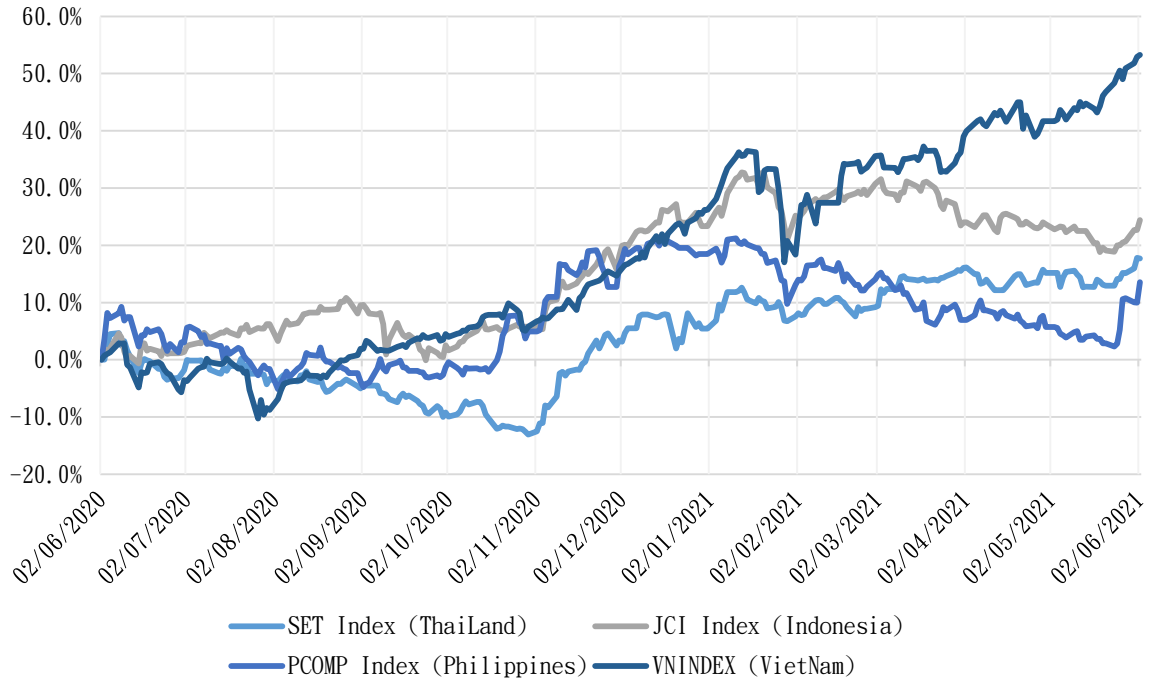


資料源: FiiPro - YSVN



We Create Fortune

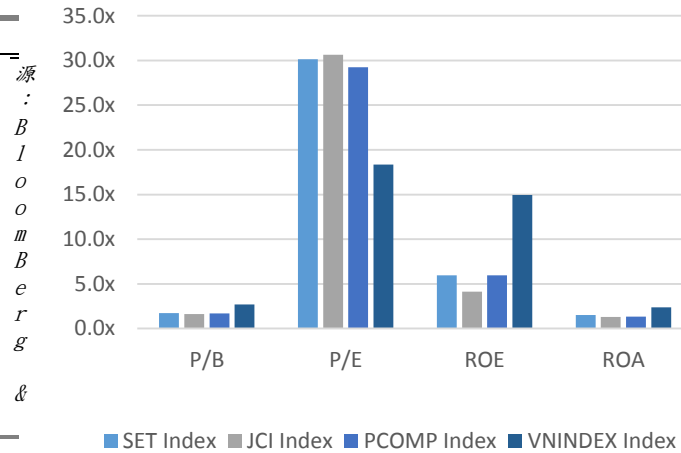
東南亞主要市場走勢比較



東南亞主要市場數據

		Thailand	Indonesia	Philippines	Vietnam
P/B		1.7x	1.6x	1.7x	2.7x
P/E		30.1x	30.7x	29.2x	18.3x
ROE	%	5.97	4.15	5.95	14.93
ROA	%	1.50	1.30	1.34	2.37
Vốn hóa	Tỷ USD	593.44	490.45	175.32	217.57
GTGD	Triệu USD	3.33	0.74	0.05	0.91
LS cổ tức	%	2.31	1.96	1.61	1.20

JSVN



源: Bloomberg

■ SET Index ■ JCI Index ■ PCOMP Index ■ VNINDEX Index



We Create **Fortune**

元大證券（越南）公司

個人客戶分析部

Nguyễn Th ệ Minh

研究分析經理

+84 28 3622 6868 ext 3826

minh.nguyen@yuanta.com.vn

Lý Thị Hi ền

研究分析主管

+84 28 3622 6868 ext 3908

hien.ly@yuanta.com.vn

Quách Đức Khánh

高級分析專員

+84 28 3622 6868 ext 3833

khanh.quach@yuanta.com.vn

Phạm Tấn Phát

高級分析專員

+84 28 3622 6868 ext

3880

phat.pham@yuanta.com.vn

Nguyễn Trịnh Ngọc Hồng

分析專員

+84 28 3622 6868 ext 3832

hong.nguyen@yuanta.com.vn

個人客戶業務部

Nguyễn Thanh Tùng

總公司業務經理

+84 28 3622 6868 ext 3609

tung.nguyen@yuanta.com.vn

Nguyễn Việt Quang

河內分行經理

+84 28 3622 6868 ext 3404

quang.nguyen@yuanta.com.vn

Võ Thị Thu Thủy

平陽分行經理

+84 28 3622 6868 ext 3505

thuy.vo@yuanta.com.vn

Nguyễn Mạnh Hoạt

堤岸分行經理

+84 28 3622 6868 ext 3847

hoat.nguyen@yuanta.com.vn

Bùi Quốc Phong

同奈分行經理

+84 28 3622 6868

phong.bui@yuanta.com.vn

Chung Kim Hoa

華人客戶部經理

+84 28 3622 6868 ext 3828

hoa.chung@yuanta.com.vn

Đinh Thị Thu Cúc

頭頓分行經理

+84 28 3622 6868 ext 3203

cuc.dinh@yuanta.com.vn

Võ Đình Tuấn

峴港分行經理

+84 28 3622 6868 ext 3301

tuan.vo@yuanta.com.vn

Nguyễn Đức Hoàn

河內南部營業中心經理

+84 28 3622 6868 ext 3409

hoan.nguyen@yuanta.com.vn



We Create **Fortune**

Appendix A: Important Disclosures

Analyst Certification

Each research analyst primarily responsible for the content of this research report, in whole or in part, certifies that with respect to each security or issuer that the analyst covered in this report: (1) all of the views expressed accurately reflect his or her personal views about those securities or issuers; and (2) no part of his or her compensation was, is, or will be, directly or indirectly, related to the specific recommendations or views expressed by that research analyst in the research report.

Ratings Definitions

BUY: We have a positive outlook on the stock based on our expected absolute or relative return over the investment period. Our thesis is based on our analysis of the company's outlook, financial performance, catalysts, valuation and risk profile. We recommend investors add to their position.

HOLD-Outperform: In our view, the stock's fundamentals are relatively more attractive than peers at the current price. Our thesis is based on our analysis of the company's outlook, financial performance, catalysts, valuation and risk profile.

HOLD-Underperform: In our view, the stock's fundamentals are relatively less attractive than peers at the current price. Our thesis is based on our analysis of the company's outlook, financial performance, catalysts, valuation and risk profile.

SELL: We have a negative outlook on the stock based on our expected absolute or relative return over the investment period. Our thesis is based on our analysis of the company's outlook, financial performance, catalysts, valuation and risk profile. We recommend investors reduce their position.

Under Review: We actively follow the company, although our estimates, rating and target price are under review.

Restricted: The rating and target price have been suspended temporarily to comply with applicable regulations and/or Yuanta policies.

Note: Yuanta research coverage with a Target Price is based on an investment period of 12 months. Greater China Discovery Series coverage does not have a formal 12 month Target Price and the recommendation is based on an investment period specified by the analyst in the report.

Global Disclaimer

© 2018 Yuanta. All rights reserved. The information in this report has been compiled from sources we believe to be reliable, but we do not hold ourselves responsible for its completeness or accuracy. It is not an offer to sell or solicitation of an offer to buy any securities. All opinions and estimates included in this report constitute our judgment as of this date and are subject to change without notice.

This report provides general information only. Neither the information nor any opinion expressed herein constitutes an offer or invitation to make an offer to buy or sell securities or other investments. This material is prepared for general circulation to clients and is not intended to provide tailored investment advice and does not take into account the individual financial situation and objectives of any specific person who may receive this report. Investors should seek financial advice regarding the appropriateness of investing in any securities, investments or investment strategies discussed or recommended in this report. The information contained in this report has been compiled from sources believed to be reliable but no representation or warranty, express or implied, is made as to its accuracy, completeness or correctness. This report is not (and should not be construed as) a solicitation to act as securities broker or dealer in any jurisdiction by any person or company that is not legally permitted to carry on such business in that jurisdiction.

Yuanta research is distributed in the United States only to Major U.S. Institutional Investors (as defined in Rule 15a-6 under the Securities Exchange Act of 1934, as amended and SEC staff interpretations thereof). All transactions by a US person in the securities mentioned in this report must be effected through a registered broker-dealer under Section 15 of the Securities Exchange Act of 1934, as amended. Yuanta research is distributed in Taiwan by Yuanta Securities Investment Consulting. Yuanta research is distributed in Hong Kong by Yuanta Securities (Hong Kong) Co. Limited, which is licensed in Hong Kong by the Securities and Futures Commission for regulated activities, including Type 4 regulated activity (advising on securities). In Hong Kong, this research report may not be redistributed, retransmitted or disclosed, in whole or in part or and any form or manner, without the express written