

當日市場：VN-Index 接近 1300 點

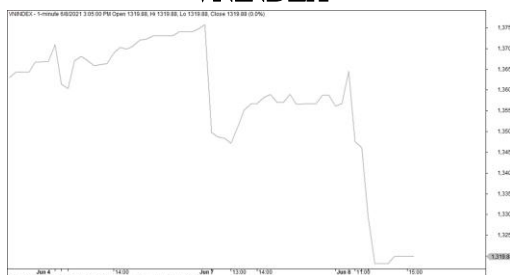
2021/06/09

市場走勢

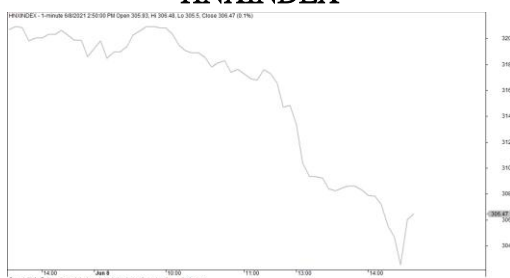
市場指數	VNI	HNI	UPCOM
收盤	1,319.88	306.39	86.40
%日	-2.86%	-3.84%	-2.99%
%週	-1.34%	-3.79%	-2.78%
%月	6.29%	9.48%	6.86%
%年	46.67%	155.11%	50.79%
成交值(Bil.VND)			
當日	29,758	5,690	2,186
日均量/週	28,775	5,168	2,281
日均量/月	23,755	3,623	1,558
外資進出			
買進	1,814.15	31.81	150.11
賣出	2,173.72	28.24	80.39
買賣超	-359.57	3.57	69.71
市場漲跌家數			
上漲	81	70	142
下跌	260	154	160
持平	54	146	601
市場指標			
P/E	18.42	17.39	23.58
總市值 (兆盾)	5,123	402	1,148
股息殖利 ²	2.78%	2.34%	5.17%

資料源: Bloomberg - YSVN

VNINDEX



HNIINDEX



市場走勢

由於拋售繼續占主導地位，市場上的所有指數繼續擴大跌幅。VN-Index 收盤下跌 2.86%，報 1319.88 點。HNX-Index 下跌 3.84%，收於 318.63 點；Upcom -Index 同步下跌 2.99%。3 個市場的的交易額繼續創下 35 兆 3,130 億越南盾的高位。

銷售壓力增加，重點仍是銀行和鋼鐵的股票，如 BID (-4.3%)、CTG (-5.8%)、MBB (-6.2%)、TCB (-5.5%)、TPB (-5.9%)，ACB (-6.5%)、LPB (-6.8%)、HDB (-6.8%)、STB (-6.8%)、HPG (-5.1%)等領跌。相反，VJC (+4.8%) 的股價經 2021 年 4 月底開始的跌勢之後，連續第二個交易盤強勁上漲。

SCR (+6.2%) 也是為數不多的強勁上漲的股票之一，在價格完全超過 10,000 盾/股的舊峰值後，今天收於 11,100 越南盾。

外資當天賣超 2860 億越南盾。賣壓集中在 DXG (2160 億)、HPG (2040 億)、VIC (1510 億)。另一方面，PLX (1350 億)、VRE (1070 億)、OCB (900 億) 在買超方面遙遙領先。

市場短期觀點

我們認為市場將繼續下跌，而越國指數可能將重新測試 20 日均線（即 1,300 點左右）。同時，市場出現進入積累階段的跡象，表明未來幾個交易日現金流有分化的可能，但風險已經出現增加的跡象，因此市場可能出現短期的復甦跨度，且會迅速回到短期的下跌趨勢。

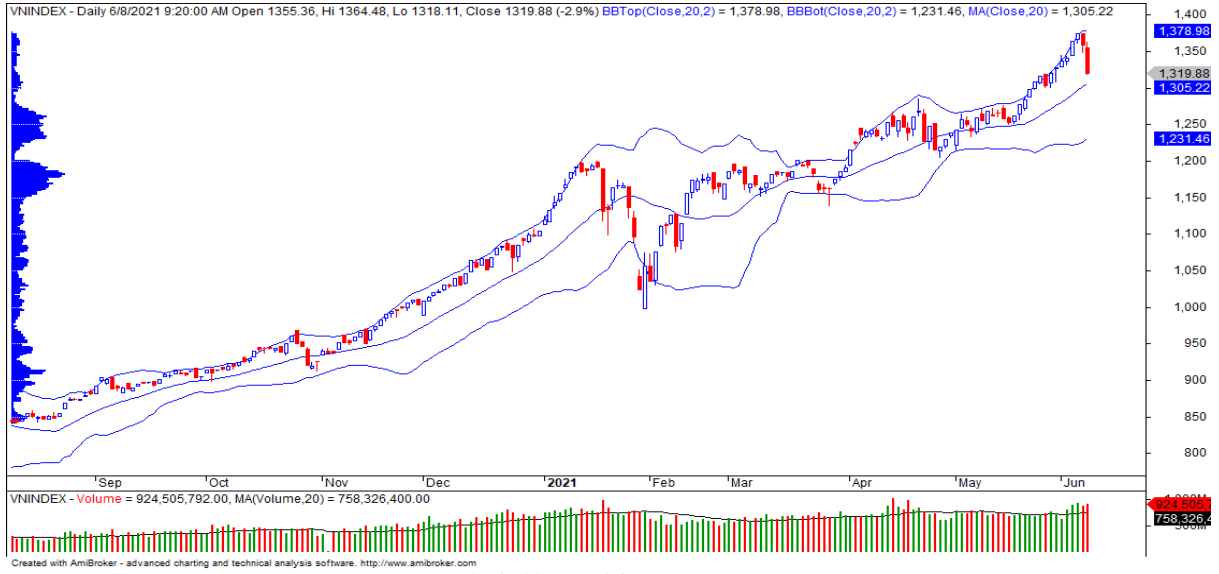
整體市場短期走勢由上漲轉為下跌。因此，我們建議短線投資者可考慮將股票比例降低至平衡水平，此時不宜買進。

請在 <https://ysradar.yuanta.com.vn/> 查看有關股票的信號。

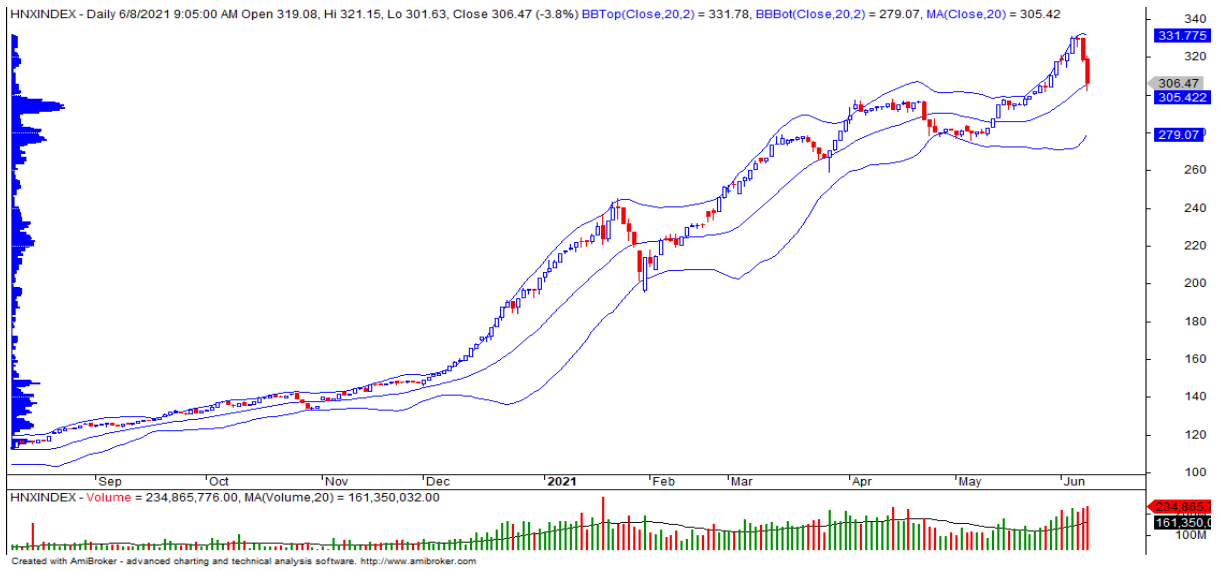


We Create Fortune

技術分析圖



指數技術分析圖 VN-Index



指數技術分析圖 HNX-Index

指數	短期趨勢	中期趨勢	阻力區 1	阻力區 2	支撐區 1	支撐區 2
VN-Index	下跌	上漲	1368	1400	1300	970
HNX-Index	下跌	上漲	330	333	280	180
VN30	下跌	上漲	1455	1470	1162	960
VNMidcaps	下跌	上漲	1,430	1500	969	963
VNSmallcaps	下跌	上漲	1235	1280	822	804

We Create Fortune

胡志明市交易所 (HSX)

	收盤	漲跌%
VNI	1319.88	-2.86%
VN30	1438.97	-3.04%
VN Mid	1595.28	-3.26%
VN Small	1331.31	-2.23%

河內交易所 (HSX)

	收盤	漲跌%
HNI	306.39	-3.84%
HN30	474.09	-5.15%
VNX AllSh	1344.59	-3.00%

UPCOM 市場 (UPCoM)

	收盤	漲跌%
UPCoM	86.4	-2.99%

外資交易	成交值 (Bil.VND)
買進	1814.15
賣出	2173.72
買超/賣超	-359.57

外資交易	成交值 (Bil.VND)
買進	31.81
賣出	28.24
買超/賣超	3.57

外資交易	成交值 (Bil.VND)
買進	150.11
賣出	80.39
買超/賣超	69.71

上漲排名/股碼	漲跌 (VND)	漲跌%
HAP	850	6.80%
DPR	3800	6.64%
SCR	650	6.22%
YEG	1200	5.58%
VJC	5400	4.83%

上漲排名/股碼	漲跌 (VND)	漲跌%
PHP	1700	8.81%
DNP	900	3.90%
DTD	1100	3.34%
BCC	100	0.86%
BTS	0	0.00%

上漲排名/股碼	漲跌 (VND)	漲跌%
DP1	6144	14.77%
CST	566	4.72%
TID	1243	4.49%
HHV	661	4.44%
MSR	913	4.35%

下跌排名/股碼	漲跌 (VND)	漲跌%
FTS	-2050	-7.00%
NKG	-2350	-6.95%
HAX	-1700	-6.94%
HSG	-3150	-6.94%
CTS	-1550	-6.94%

下跌排名/股碼	漲跌 (VND)	漲跌%
AAV	-1800	-10.00%
PVS	-3000	-10.00%
BSI	-2000	-9.90%
CEO	-1100	-9.73%
APS	-1400	-9.72%

下跌排名/股碼	漲跌 (VND)	漲跌%
BIO	-10872	-13.74%
SBS	-1154	-9.02%
PGB	-2017	-7.94%
NAB	-1688	-7.37%
OIL	-1126	-7.04%

*備註：市值>5,000 億盾；成交值>15 億盾

市值排名/股碼	Bil.VND
VIC	416,039
VCB	382,014
VHM	348,688
HPG	235,723
CTG	193,617

市值排名/股碼	Bil.VND
THD	68,670
SHB	57,767
BAB	20,051
VCS	16,416
PVS	14,339

市值排名/股碼	Bil.VND
ACV	149,615
MCH	81,460
BSR	63,408
GE2	34,444
MSR	23,101

交易量排名/股碼	成交值	30 日均
VPB	51,463,140	39,830,868
STB	47,697,600	44,366,832
HPG	40,374,602	30,734,291
TCB	30,789,140	17,686,614
MBB	30,434,600	25,444,505

交易量排名/股碼	成交值	30 日均
SHB	53,769,476	30,472,564
PVS	31,261,839	14,254,104
SHS	16,633,009	11,069,400
NVB	11,312,325	7,877,516
CEO	10,457,331	3,872,013

交易量排名/股碼	成交值	30 日均
BSR	35,769,577	18,382,388
ABB	6,273,536	6,256,127
HHV	5,851,800	16,220
AAS	4,777,886	2,367,807
SBS	4,654,922	3,293,915

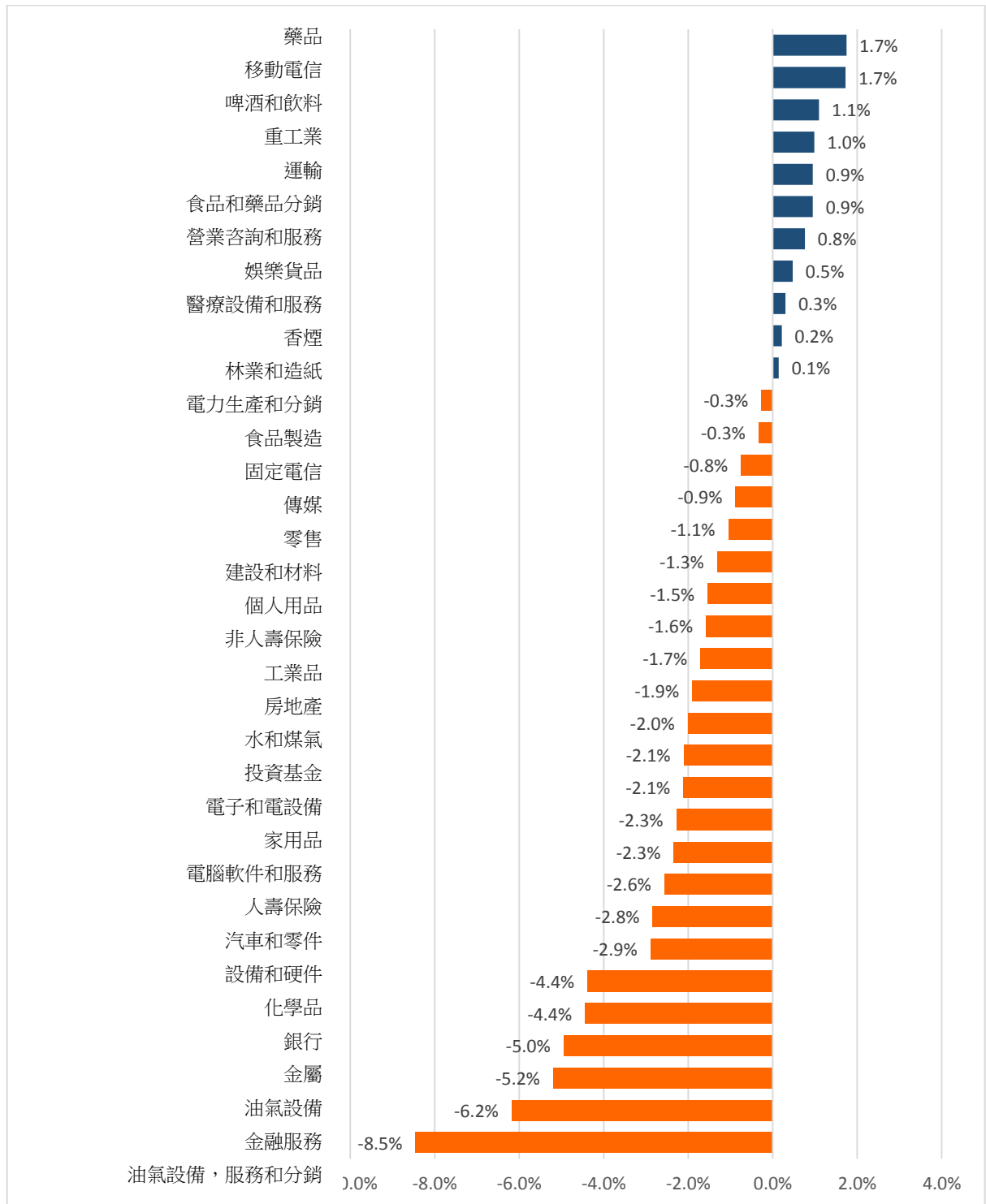
資料源: Bloomberg & Yuanta Research

資料源: Bloomberg & Yuanta Research

資料源: Bloomberg & Yuanta Research

We Create Fortune

各行業板塊的交易走勢



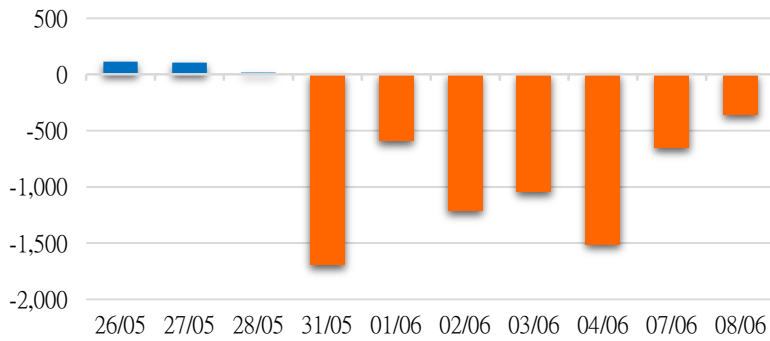
資料源: FiinPro - YSVN



We Create Fortune

外資買進賣統計

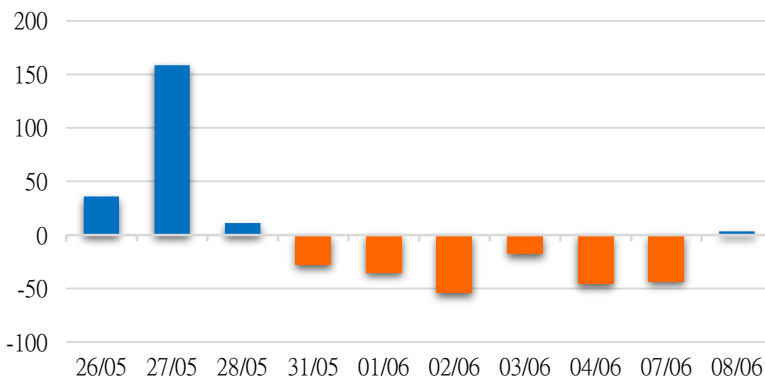
HSX 外資每日買/賣超



證券代碼	買超金額 (百萬盾)	證券代碼	賣超金額 (百萬盾)
PLX	134,573	DXG	216,089
VRE	106,656	HPG	204,425
OCB	90,472	VIC	150,711
SSI	60,970	VNM	104,523
CTG	42,554	MBB	73,687

HSX 外資買/賣超的前 5 名

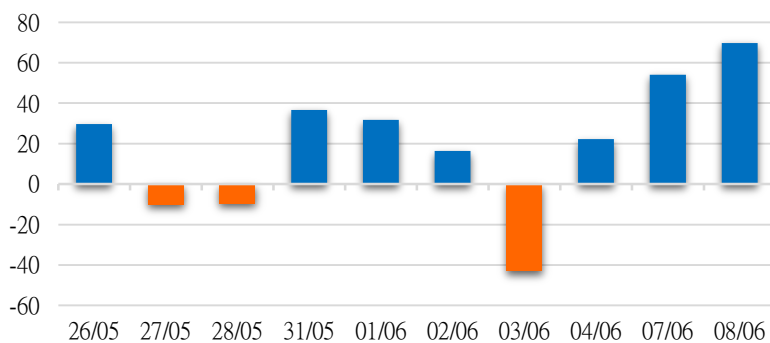
HNX 外資每日買/賣超



證券代碼	買超金額 (百萬盾)	證券代碼	賣超金額 (百萬盾)
PLC	2,562	VND	6,777
SHB	2,349	VCS	549
THD	2,304	GMX	410
PAN	868	PVS	194
NSC	715	APS	186

HNX 外資買/賣超的前 5 名

UPCOM 外資每日買/賣超



證券代碼	買超金額 (百萬盾)	證券代碼	賣超金額 (百萬盾)
CTR	17,122	ACV	4,802
BSR	5,050	QNS	2,121
MML	1,830	LTG	1,563
ABI	1,278	MPC	1,030
SIP	1,008	HD2	120

UPCOM 外資買/賣超的前 5 名

源: FiinPro - YSVN



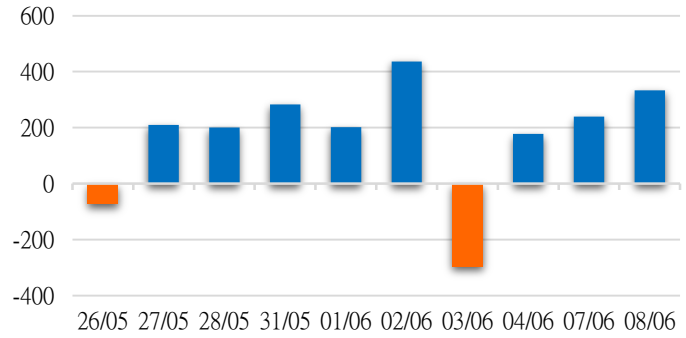
We Create **Fortune**

自營進出統計

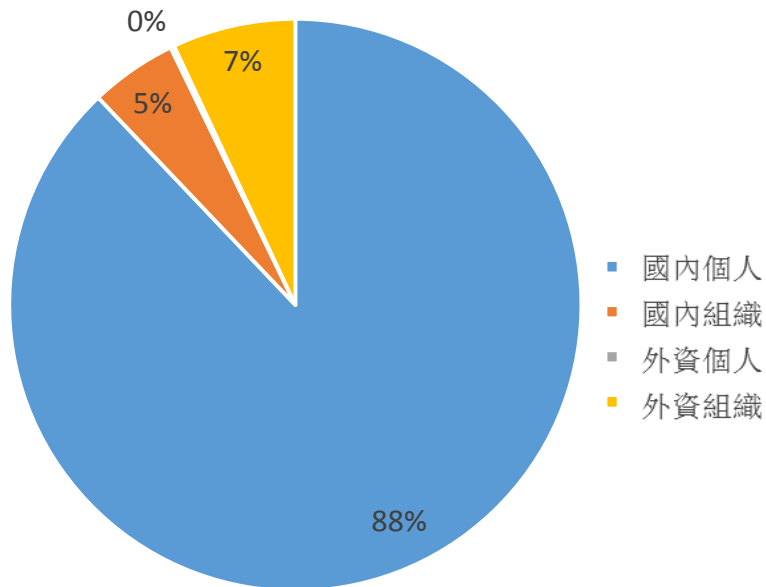
證券代碼	買超金額 (Mіл.VND)	證券代碼	賣超金額 (Mіл.VND)
TCB	112,244	FUEVFNVD	40,582
LPB	68,614	KBC	40,318
PLX	67,480	NVL	18,252
VCB	56,155	E1VFN30	18,024
STB	44,028	HPG	10,625

券商自營交易最大前名

券商自營交易每日買/賣超 (Bil.VND)



越南證券市場投資人類別統計

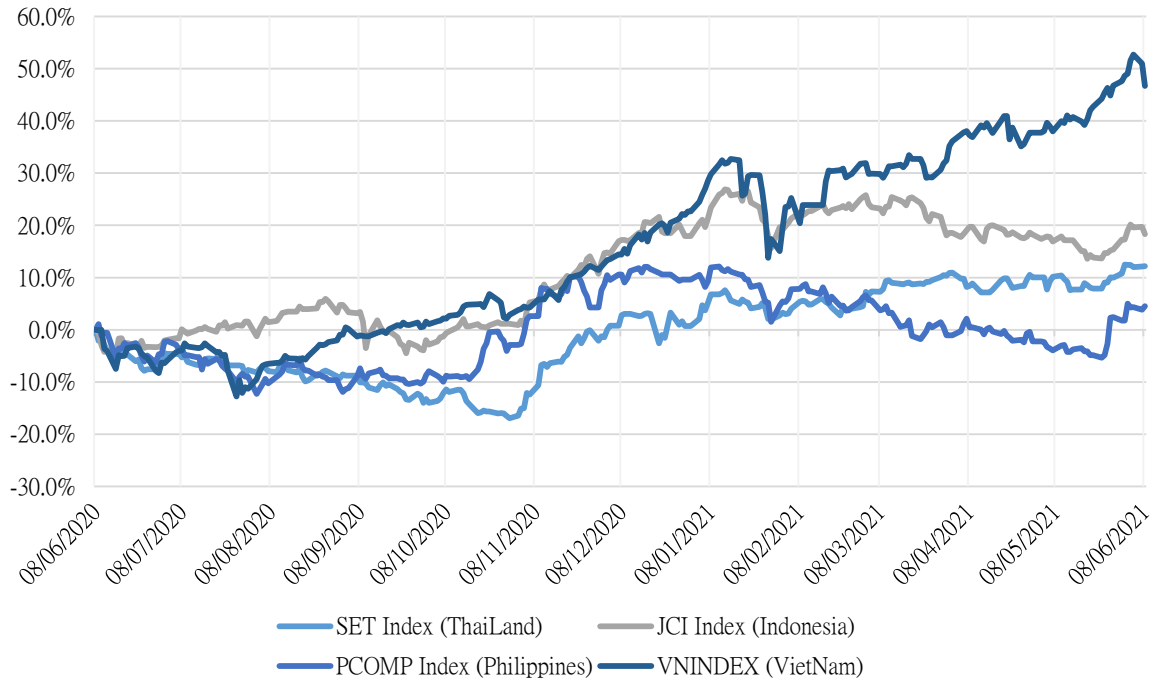


資料源: FinPro - YSVN



We Create Fortune

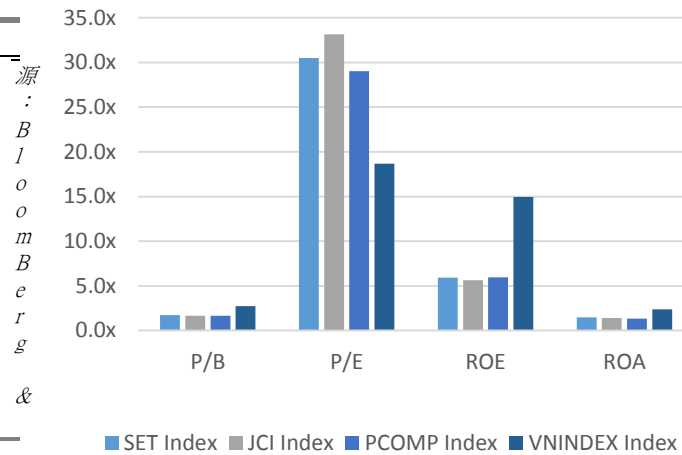
東南亞主要市場走勢比較



東南亞主要市場數據

		Thailand	Indonesia	Philippines	Vietnam
P/B		1.7x	1.5x	1.7x	2.7x
P/E		30.2x	32.7x	29.1x	18.1x
ROE	%	5.92	5.59	5.95	14.93
ROA	%	1.49	1.40	1.34	2.37
Vốn hóa	Tỷ USD	589.63	501.49	178.96	221.95
GTGD	Triệu USD	2.48	0.70	0.04	1.19
LS cổ tức	%	2.31	1.94	1.58	1.22

YSVN





We Create **Fortune**

元大證券（越南）公司

個人客戶分析部

Nguyễn Th ệ Minh

研究分析經理

+84 28 3622 6868 ext 3826

minh.nguyen@yuanta.com.vn

Lý Thị Hi ệ n

研究分析主管

+84 28 3622 6868 ext 3908

hien.ly@yuanta.com.vn

Quách Đức Khánh

高級分析專員

+84 28 3622 6868 ext 3833

khanh.quach@yuanta.com.vn

Phạm Tấn Phát

高級分析專員

+84 28 3622 6868 ext 3880

phat.pham@yuanta.com.vn

Nguyễn Trịnh Ngọc Hồng

分析專員

+84 28 3622 6868 ext 3832

hong.nguyen@yuanta.com.vn

個人客戶業務部

Nguyễn Thanh Tùng

總公司業務經理

+84 28 3622 6868 ext 3609

tung.nguyen@yuanta.com.vn

Nguyễn Việt Quang

河內分行經理

+84 28 3622 6868 ext 3404

quang.nguyen@yuanta.com.vn

Võ Thị Thu Thủy

平陽分行經理

+84 28 3622 6868 ext 3505

thuy.vo@yuanta.com.vn

Nguyễn Mạnh Hoạt

堤岸分行經理

+84 28 3622 6868 ext 3847

hoat.nguyen@yuanta.com.vn

Bùi Quốc Phong

同奈分行經理

+84 28 3622 6868

phong.bui@yuanta.com.vn

Chung Kim Hoa

華人客戶部經理

+84 28 3622 6868 ext 3828

hoa.chung@yuanta.com.vn

Đinh Thị Thu Cúc

頭頓分行經理

+84 28 3622 6868 ext 3203

cuc.dinh@yuanta.com.vn

Võ Đình Tuấn

峴港分行經理

+84 28 3622 6868 ext 3301

tuan.vo@yuanta.com.vn

Nguyễn Đức Hoàn

河內南部營業中心經理

+84 28 3622 6868 ext 3409

hoan.nguyen@yuanta.com.vn



We Create **Fortune**

Appendix A: Important Disclosures

Analyst Certification

Each research analyst primarily responsible for the content of this research report, in whole or in part, certifies that with respect to each security or issuer that the analyst covered in this report: (1) all of the views expressed accurately reflect his or her personal views about those securities or issuers; and (2) no part of his or her compensation was, is, or will be, directly or indirectly, related to the specific recommendations or views expressed by that research analyst in the research report.

Ratings Definitions

BUY: We have a positive outlook on the stock based on our expected absolute or relative return over the investment period. Our thesis is based on our analysis of the company's outlook, financial performance, catalysts, valuation and risk profile. We recommend investors add to their position.

HOLD-Outperform: In our view, the stock's fundamentals are relatively more attractive than peers at the current price. Our thesis is based on our analysis of the company's outlook, financial performance, catalysts, valuation and risk profile.

HOLD-Underperform: In our view, the stock's fundamentals are relatively less attractive than peers at the current price. Our thesis is based on our analysis of the company's outlook, financial performance, catalysts, valuation and risk profile.

SELL: We have a negative outlook on the stock based on our expected absolute or relative return over the investment period. Our thesis is based on our analysis of the company's outlook, financial performance, catalysts, valuation and risk profile. We recommend investors reduce their position.

Under Review: We actively follow the company, although our estimates, rating and target price are under review.

Restricted: The rating and target price have been suspended temporarily to comply with applicable regulations and/or Yuanta policies.

Note: Yuanta research coverage with a Target Price is based on an investment period of 12 months. Greater China Discovery Series coverage does not have a formal 12 month Target Price and the recommendation is based on an investment period specified by the analyst in the report.

Global Disclaimer

© 2018 Yuanta. All rights reserved. The information in this report has been compiled from sources we believe to be reliable, but we do not hold ourselves responsible for its completeness or accuracy. It is not an offer to sell or solicitation of an offer to buy any securities. All opinions and estimates included in this report constitute our judgment as of this date and are subject to change without notice.

This report provides general information only. Neither the information nor any opinion expressed herein constitutes an offer or invitation to make an offer to buy or sell securities or other investments. This material is prepared for general circulation to clients and is not intended to provide tailored investment advice and does not take into account the individual financial situation and objectives of any specific person who may receive this report. Investors should seek financial advice regarding the appropriateness of investing in any securities, investments or investment strategies discussed or recommended in this report. The information contained in this report has been compiled from sources believed to be reliable but no representation or warranty, express or implied, is made as to its accuracy, completeness or correctness. This report is not (and should not be construed as) a solicitation to act as securities broker or dealer in any jurisdiction by any person or company that is not legally permitted to carry on such business in that jurisdiction.

Yuanta research is distributed in the United States only to Major U.S. Institutional Investors (as defined in Rule 15a-6 under the Securities Exchange Act of 1934, as amended and SEC staff interpretations thereof). All transactions by a US person in the securities mentioned in this report must be effected through a registered broker-dealer under Section 15 of the Securities Exchange Act of 1934, as amended. Yuanta research is distributed in Taiwan by Yuanta Securities Investment Consulting. Yuanta research is distributed in Hong Kong by Yuanta Securities (Hong Kong) Co. Limited, which is licensed in Hong Kong by the Securities and Futures Commission for regulated activities, including Type 4 regulated activity (advising on securities). In Hong Kong, this research report may not be redistributed, retransmitted or disclosed, in whole or in part or any form or manner, without the express written