

當日市場：在接近尾盤時強勁復甦

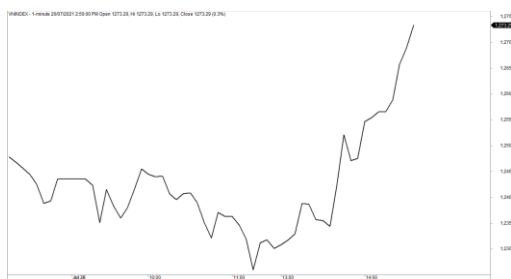
2021/07/21

市場走勢

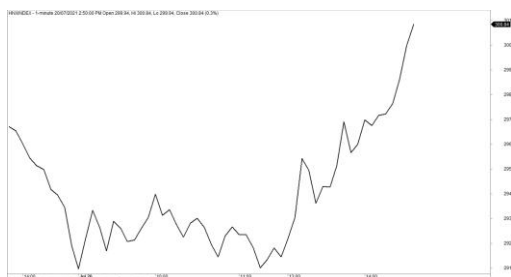
市場指數	VNI	HNI	UPCOM
收盤	1,273.29	301.11	83.69
%日	2.40%	3.10%	1.33%
%週	-3.55%	0.34%	-2.01%
%月	-4.22%	-1.88%	-3.93%
%年	48.18%	166.25%	49.62%
成交值(Bil.VND)			
當日	17,542	2,482	864
日均量/週	19,422	2,762	1,001
日均量/月	22,211	3,183	1,538
外資進出			
買進	1,769.95	364.54	15.58
賣出	2,079.16	16.59	16.71
買賣超	-309.21	347.95	-1.13
市場漲跌家數			
上漲	256	136	131
下跌	74	56	124
持平	67	175	648
市場指標			
P/E	16.87	16.22	22.70
總市值 (兆盾)	4,695	391	1,115
股息殖利 ²	0.90%	2.13%	4.99%

資料源: Bloomberg - YSVN

VNINDEX



HNIINDEX



市場走勢

指數在接近尾盤時強勁反彈，市場情緒有所緩解。VN-Index 收漲 2.4%，報 1273.29 點。HNX-Index 上漲 3.1%，報 301.11 點；Upcom-Index 上漲 1.33%。3 個市場的交易額達 19 兆 4,340 億越南盾，較上一交易日下降近 18%。

金融和建築材料的需求強勁，這兩類股票均取得強勁的漲勢，如 HPG (+6.8%)、HSG (+6.9%)、SSI (+6.9%)、CTG (+3.1%)。

全場外資買超近 380 億越南盾。其中，他們積極買進 PVI (3460 億)、STB (710 億)、HPG (620 億)。另一方面，MSB (1210 億)、VIC (1130 億)、NVL (1070 億) 領先於賣超列表。

市場短期觀點

我們認為市場可能會繼續小幅回漲，VN-Index 可能會測試最近的阻力位 1,276 - 1,300 點（這是 19/07/2021 交易日形成的熊差距）。同時，市場仍處於技術性復蘇階段，若 VN-Index 突破 1276-1300 點阻力位，成交量高於 6.2 億股平均水平，短期風險可能急劇下跌，市場可以很快找到平衡點。

市場的短期趨勢仍然是為下跌。因此，我們建議短線投資者在下一個交易日繼續觀察市場，不要買入/賣出，因尚未評估短期風險。但是，如果投資者的槓桿率很高，則應在回撤時將槓桿率降低到較低的水平。

請在 <https://ysradar.yuanta.com.vn/> 查看有關股票的信號。



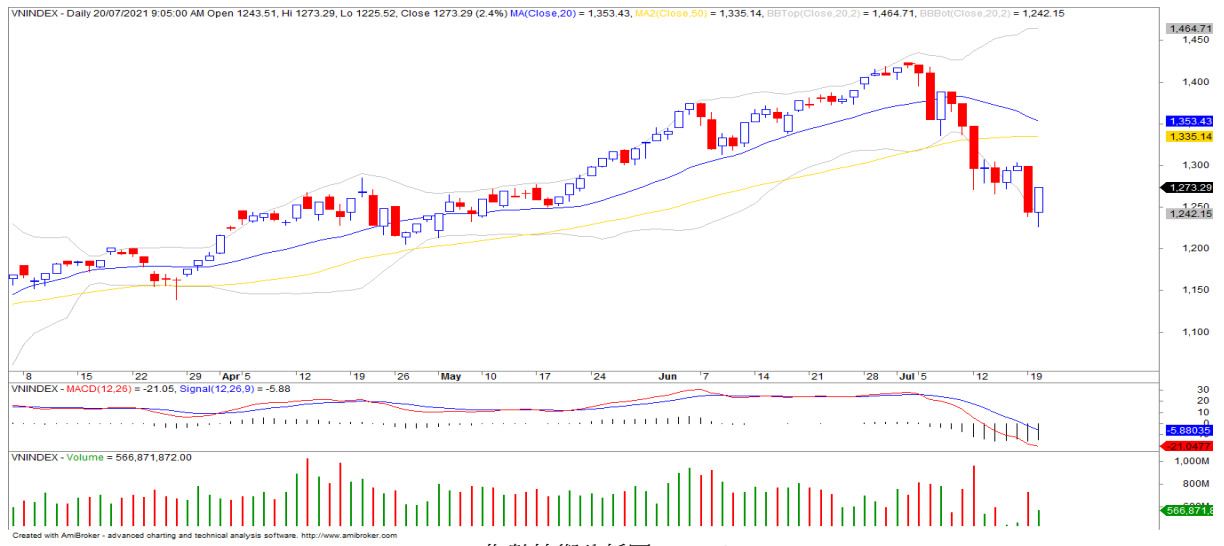
We Create Fortune

熱點股票技術分析

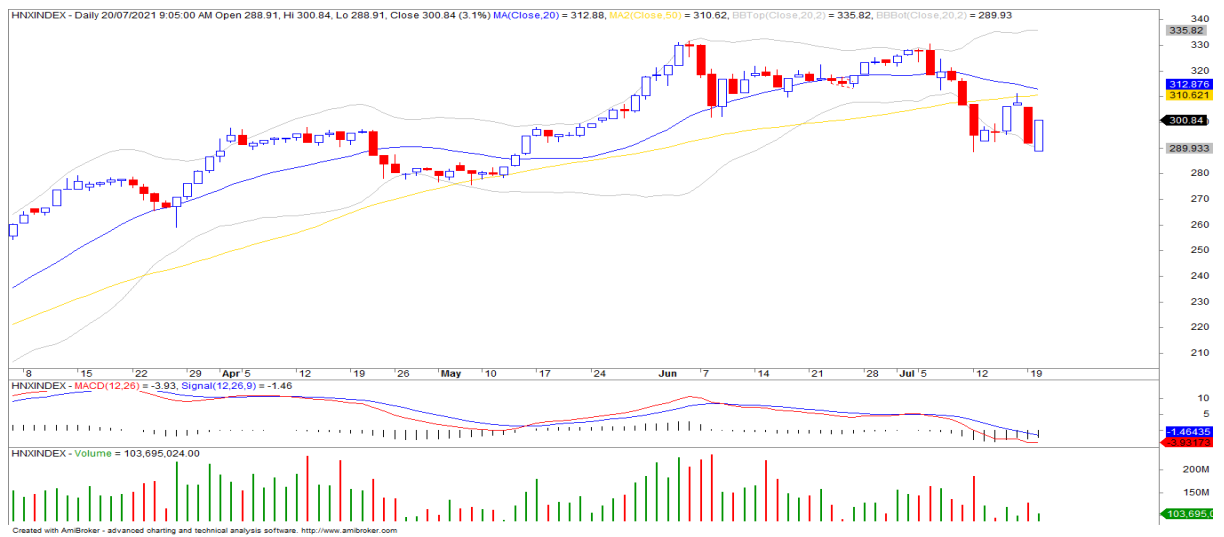


We Create Fortune

技術分析圖



指數技術分析圖 VN-Index



指數技術分析圖 HNX-Index

指數	短期趨勢	中期趨勢	阻力區 1	阻力區 2	支撐區 1	支撐區 2
VN-Index	下跌	中立	1315	1410	1210	970
HNX-Index	下跌	中立	314	333	300	180
VN30	下跌	中立	1494	1550	1445	960
VNMidcaps	下跌	中立	1,730	1800	1650	963
VNSmallcaps	下跌	中立	1430	1450	1400	804

We Create Fortune

胡志明市交易所 (HSX)

	收盤	漲跌%
VNI	1273.29	2.40%
VN30	1411.02	2.68%
VN Mid	1516.43	2.21%
VN Small	1271.02	1.93%

河內交易所 (HSX)

	收盤	漲跌%
HNI	301.11	3.10%
HN30	468.73	3.40%
VNX AllSh	1304.23	2.46%

UPCOM 市場 (UPCoM)

	收盤	漲跌%
UPCoM	83.69	1.33%

外資交易	成交值 (Bil.VND)
買進	1769.95
賣出	2079.16
買超/賣超	-309.21

外資交易	成交值 (Bil.VND)
買進	364.54
賣出	16.59
買超/賣超	347.95

外資交易	成交值 (Bil.VND)
買進	15.58
賣出	16.71
買超/賣超	-1.13

上漲排名/股碼	漲跌(VND)	漲跌%
HSG	2300	6.95%
TTF	450	6.94%
HAI	220	6.94%
DPG	1900	6.91%
SSI	3400	6.90%

上漲排名/股碼	漲跌(VND)	漲跌%
VND	3600	9.52%
ART	700	8.86%
SHS	3200	8.79%
MBS	2300	8.65%
TNG	1600	8.47%

上漲排名/股碼	漲跌(VND)	漲跌%
BIO	8241	11.84%
MML	2826	3.69%
NTC	5914	3.39%
SBS	263	2.27%
SGP	337	1.50%

下跌排名/股碼	漲跌(VND)	漲跌%
PSH	-1650	-6.90%
APH	-3200	-6.68%
DMC	-1700	-3.39%
HAX	-550	-2.84%
AST	-1400	-2.78%

下跌排名/股碼	漲跌(VND)	漲跌%
DL1	-200	-3.28%
LHC	-1000	-1.23%
VCS	-300	-0.26%
BBC	0	0.00%
DXS	0	0.00%

下跌排名/股碼	漲跌(VND)	漲跌%
PAP	-1647	-11.68%
OIL	-456	-3.83%
ABB	-525	-2.72%
BVB	-465	-2.66%
SCG	-1571	-2.46%

*備註：市值>5,000 億盾；成交值>15 億盾

市值排名/股碼	Bil.VND
VCB	359,761
VIC	348,052
VHM	343,096
HPG	198,150
VNM	177,646

市值排名/股碼	Bil.VND
THD	70,735
SHB	49,294
VCS	18,192
VND	16,217
BAB	15,304

市值排名/股碼	Bil.VND
ACV	159,773
MCH	80,849
BSR	52,067
VEA	50,583
GE2	42,838

交易量排名/股碼	成交值	30 日均
HPG	41,540,600	32,563,832
STB	24,084,800	30,502,732
TCB	24,074,800	25,090,968
CTG	20,454,800	19,326,855
FLC	16,040,600	28,237,714

交易量排名/股碼	成交值	30 日均
PVS	12,927,242	12,709,405
SHB	11,754,757	24,628,957
PVI	9,258,315	51,350
SHS	8,573,044	7,253,869
VND	8,131,743	6,785,708

交易量排名/股碼	成交值	30 日均
BSR	11,655,788	16,221,018
HHV	3,754,600	2,052,970
SBS	3,428,330	3,240,572
ABB	2,877,113	3,434,341
KSH	2,489,690	1,398,543

資料源: Bloomberg & Yuanta Research

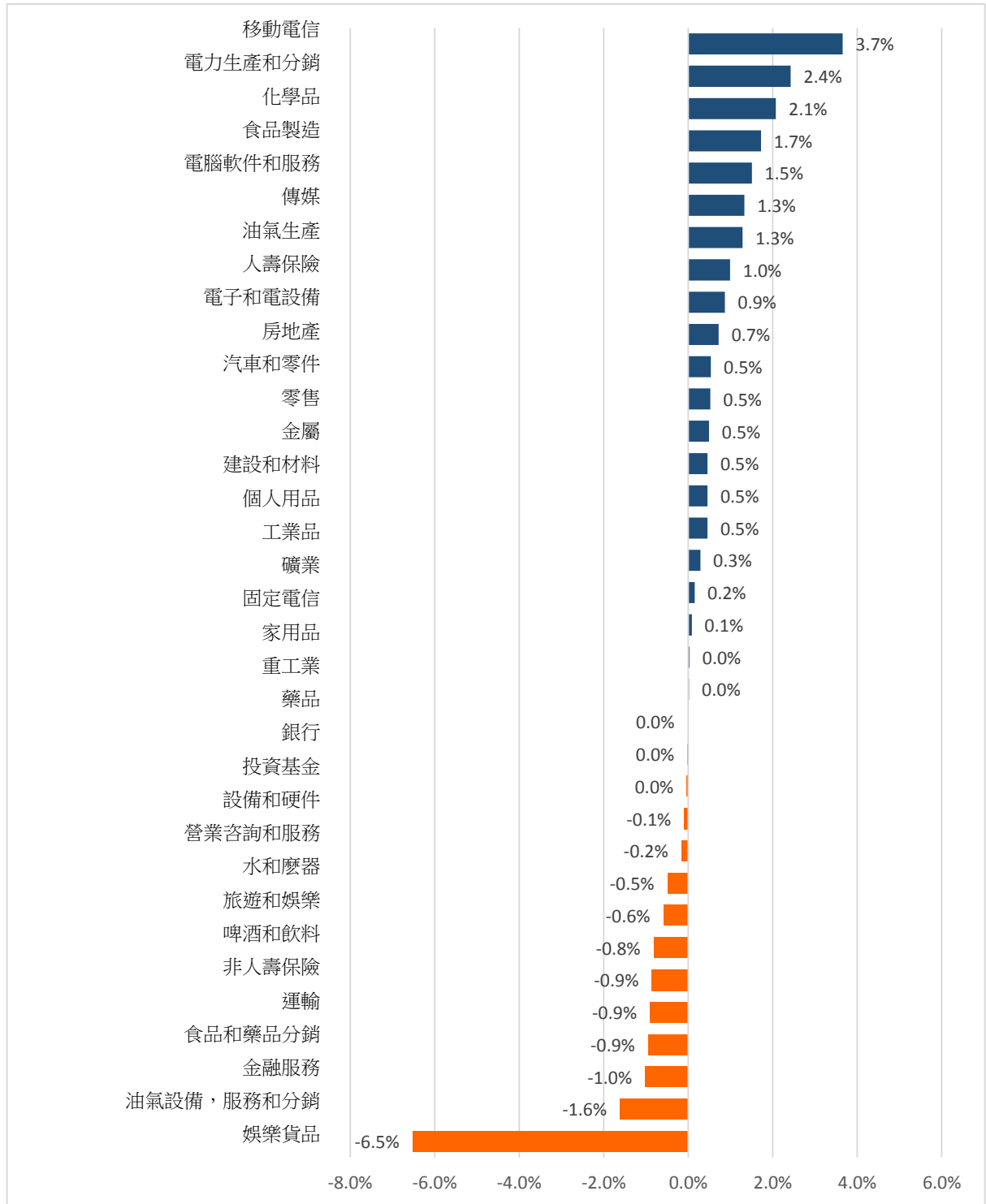
資料源: Bloomberg & Yuanta Research

資料源: Bloomberg & Yuanta Research



We Create Fortune

各行業板塊的交易走勢



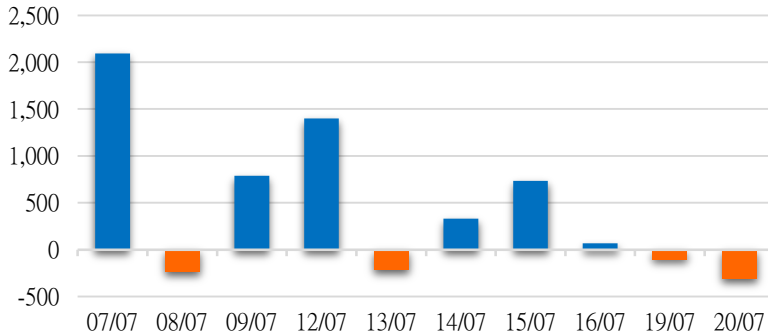
資料源: FimPro - YSVN



We Create Fortune

外資買進賣統計

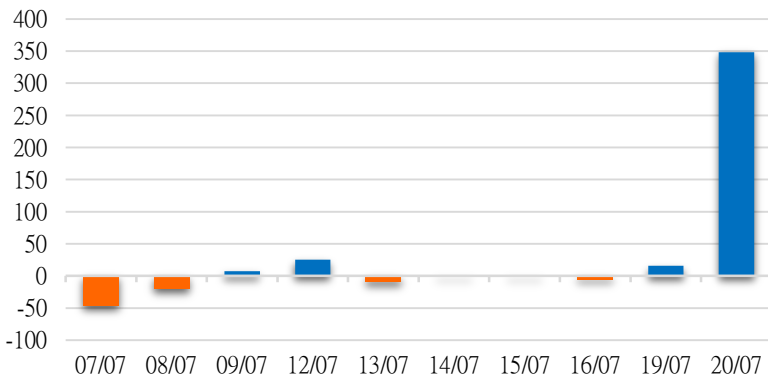
HSX 外資每日買/賣超



證券代碼	買超金額 (百萬盾)	證券代碼	賣超金額 (百萬盾)
STB	71,035	MSB	120,637
HPG	61,768	VIC	113,305
HSG	49,963	NVL	107,087
FUEVFNVD	42,577	VRE	81,915
SSI	40,533	KDH	68,434

HSX 外資買/賣超的前 5 名

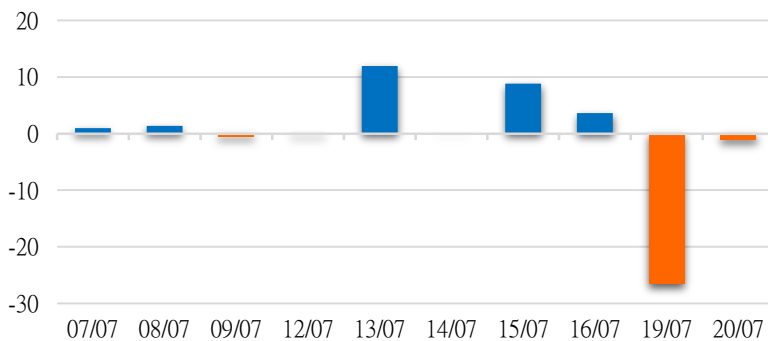
HNX 外資每日買/賣超



證券代碼	買超金額 (百萬盾)	證券代碼	賣超金額 (百萬盾)
PVI	345,852	PVS	5,968
VND	11,738	SHS	2,332
SHB	626	THD	1,016
VNR	354	BVS	922
HLC	285	BSI	431

HNX 外資買/賣超的前 5 名

UPCOM外資每日買/賣超



證券代碼	買超金額 (百萬盾)	證券代碼	賣超金額 (百萬盾)
SBS	1,799	VEA	5,190
BSR	430	QNS	2,560
OIL	265	ABI	1,769
BVB	203	ACV	1,161
PGB	183	SBH	64

UPCOM 外資買/賣超的前 5 名

源: FimPro - YSVN



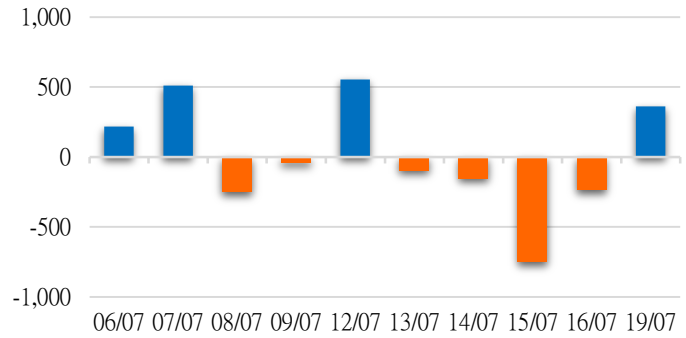
We Create **Fortune**

自營統計

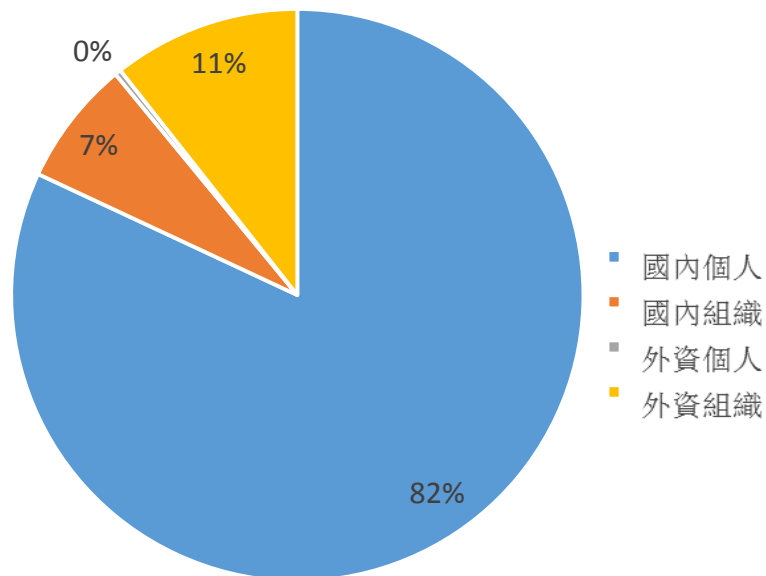
證券代碼	買超金額 (Mil.VND)	證券代碼	賣超金額 (Mil.VND)
VNM	12,928	TCB	62,008
VPB	11,801	FUEVFNVD	44,064
STB	9,756	HPG	43,199
VIC	8,901	E1VFN30	21,801
DCM	8,072	HDG	14,141

券商自營交易最大前名

券商自營交易每日買/賣超 (Bil.VND)



越南證券市場投資人類別統計

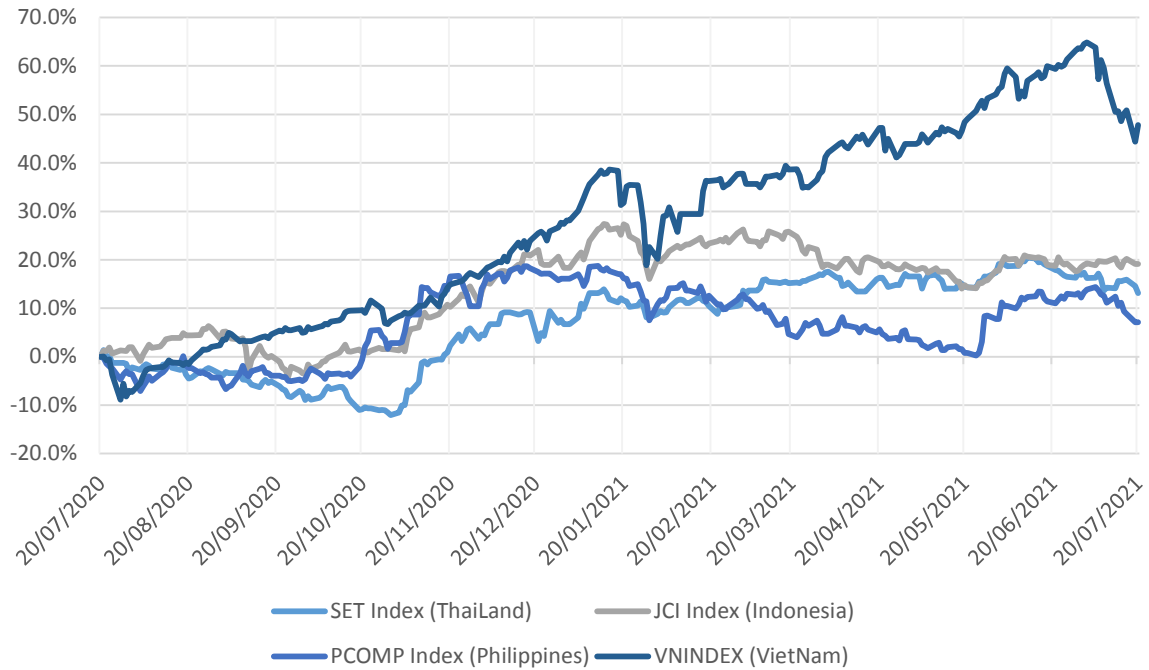


資料源: FiinPro - YSVN



We Create Fortune

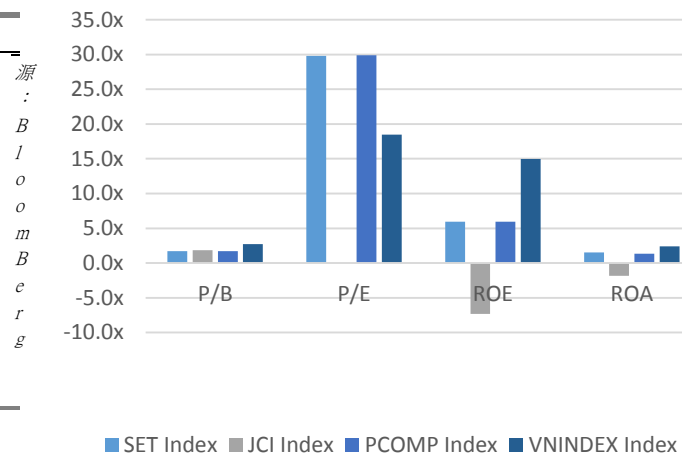
東南亞主要市場走勢比較



東南亞主要市場數據

		Thailand	Indonesia	Philippines	Vietnam
P/B		1.6x	2.0x	1.6x	2.6x
P/E		28.8x		28.2x	17.5x
ROE	%	5.98	(8.35)	5.95	14.98
ROA	%	1.51	(2.08)	1.34	2.45
Vốn hóa	Tỷ USD	541.88	490.16	165.76	202.89
GTGD	Triệu USD	1.80	0.57	0.07	0.86
LS cổ tức	%	2.42	2.03	1.66	1.34

& YSVN





We Create **Fortune**

元大證券（越南）公司

個人客戶分析部

Nguyễn Thế Minh
研究分析經理
+84 28 3622 6868 ext 3826
minh.nguyen@yuanta.com.vn

Quách Đức Khánh
高級分析專員
+84 28 3622 6868 ext 3833
khanh.quach@yuanta.com.vn

Nguyễn Trịnh Ngọc Hồng
分析專員
+84 28 3622 6868 ext 3832
hong.nguyen@yuanta.com.vn

Lý Thị Hiền
研究分析主管
+84 28 3622 6868 ext 3908
hien.ly@yuanta.com.vn

Phạm Tấn Phát
高級分析專員
+84 28 3622 6868 ext 3880
phat.pham@yuanta.com.vn

個人客戶業務部

Nguyễn Thanh Tùng
總公司業務經理
+84 28 3622 6868 ext 3609
tung.nguyen@yuanta.com.vn

Nguyễn Việt Quang
河內分行經理
+84 28 3622 6868 ext 3404
quang.nguyen@yuanta.com.vn

Bùi Quốc Phong
同奈分行經理
+84 28 3622 6868
phong.bui@yuanta.com.vn

Võ Đình Tuấn
峴港分行經理
+84 28 3622 6868 ext 3301
tuan.vo@yuanta.com.vn

Võ Thị Thu Thủy
平陽分行經理
+84 28 3622 6868 ext 3505
thuy.vo@yuanta.com.vn

Chung Kim Hoa
華人客戶部經理
+84 28 3622 6868 ext 3828
hoa.chung@yuanta.com.vn

Nguyễn Đức Hoàn
河內南部營業中心經理
+84 28 3622 6868 ext 3409
hoan.nguyen@yuanta.com.vn

Nguyễn Mạnh Hoạt
堤岸分行經理
+84 28 3622 6868 ext 3847
hoat.nguyen@yuanta.com.vn

Đinh Thị Thu Cúc
頭頓分行經理
+84 28 3622 6868 ext 3203
cuc.dinh@yuanta.com.vn



We Create **Fortune**

Appendix A: Important Disclosures

Analyst Certification

Each research analyst primarily responsible for the content of this research report, in whole or in part, certifies that with respect to each security or issuer that the analyst covered in this report: (1) all of the views expressed accurately reflect his or her personal views about those securities or issuers; and (2) no part of his or her compensation was, is, or will be, directly or indirectly, related to the specific recommendations or views expressed by that research analyst in the research report.

Ratings Definitions

BUY: We have a positive outlook on the stock based on our expected absolute or relative return over the investment period. Our thesis is based on our analysis of the company's outlook, financial performance, catalysts, valuation and risk profile. We recommend investors add to their position.

HOLD-Outperform: In our view, the stock's fundamentals are relatively more attractive than peers at the current price. Our thesis is based on our analysis of the company's outlook, financial performance, catalysts, valuation and risk profile.

HOLD-Underperform: In our view, the stock's fundamentals are relatively less attractive than peers at the current price. Our thesis is based on our analysis of the company's outlook, financial performance, catalysts, valuation and risk profile.

SELL: We have a negative outlook on the stock based on our expected absolute or relative return over the investment period. Our thesis is based on our analysis of the company's outlook, financial performance, catalysts, valuation and risk profile. We recommend investors reduce their position.

Under Review: We actively follow the company, although our estimates, rating and target price are under review.

Restricted: The rating and target price have been suspended temporarily to comply with applicable regulations and/or Yuanta policies.

Note: Yuanta research coverage with a Target Price is based on an investment period of 12 months. Greater China Discovery Series coverage does not have a formal 12 month Target Price and the recommendation is based on an investment period specified by the analyst in the report.

Global Disclaimer

© 2018 Yuanta. All rights reserved. The information in this report has been compiled from sources we believe to be reliable, but we do not hold ourselves responsible for its completeness or accuracy. It is not an offer to sell or solicitation of an offer to buy any securities. All opinions and estimates included in this report constitute our judgment as of this date and are subject to change without notice.

This report provides general information only. Neither the information nor any opinion expressed herein constitutes an offer or invitation to make an offer to buy or sell securities or other investments. This material is prepared for general circulation to clients and is not intended to provide tailored investment advice and does not take into account the individual financial situation and objectives of any specific person who may receive this report. Investors should seek financial advice regarding the appropriateness of investing in any securities, investments or investment strategies discussed or recommended in this report. The information contained in this report has been compiled from sources believed to be reliable but no representation or warranty, express or implied, is made as to its accuracy, completeness or correctness. This report is not (and should not be construed as) a solicitation to act as securities broker or dealer in any jurisdiction by any person or company that is not legally permitted to carry on such business in that jurisdiction.

Yuanta research is distributed in the United States only to Major U.S. Institutional Investors (as defined in Rule 15a-6 under the Securities Exchange Act of 1934, as amended and SEC staff interpretations thereof). All transactions by a US person in the securities mentioned in this report must be effected through a registered broker-dealer under Section 15 of the Securities Exchange Act of 1934, as amended. Yuanta research is distributed in Taiwan by Yuanta Securities Investment Consulting. Yuanta research is distributed in Hong Kong by Yuanta Securities (Hong Kong) Co. Limited, which is licensed in Hong Kong by the Securities and Futures Commission for regulated activities, including Type 4 regulated activity (advising on securities). In Hong Kong, this research report may not be redistributed, retransmitted or disclosed, in whole or in part or and any form or manner, without the express written