

當日市場：流動性繼續下降

2021/07/29

市場走勢

市場指數	VNI	HNI	UPCOM
收盤	1,277.07	306.25	84.96
%日	0.01%	0.08%	0.22%
%週	0.29%	1.62%	1.29%
%月	-8.14%	-3.84%	-5.26%
%年	62.63%	197.52%	58.01%

成交值(Bil.VND)

當日	18,299	2,219	1,212
日均量/週	17,053	1,960	1,000
日均量/月	21,073	2,835	1,266

外資進出

買進	2,252.98	6.00	20.89
賣出	1,967.49	22.87	14.31
買賣超	61.40	-16.86	6.58

市場漲跌家數

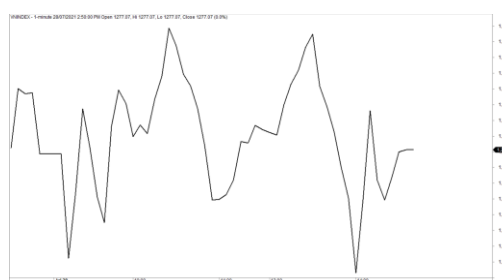
上漲	189	105	157
下跌	139	76	78
持平	69	187	668

市場指標

P/E	16.74	16.56	22.35
總市值 (兆盾)	4,806	405	1,135
股息殖利 ²	0.89%	2.20%	5.01%

資料源: Bloomberg - YSVN

VNINDEX



HNIINDEX



市場走勢

盤中的複蘇跨度繼續面臨高價拋售壓力。VN-Index 收盤僅上漲 0.01%，報 1277.07 點。HNX-Index 也出現類似情況，收盤僅略高於參考水平 306.25 點；Upcom-Index 上漲 0.22%。3 個市場的交易額大幅下降至僅 12 兆 7370 億越南盾。

大型股繼續謹慎交易，並繼續出現分化。FPT、VHM、VRE、VPB、NVL 是當天修正了 1-2% 的藍籌股。VPB 連續第四個交易日下跌，是銀行股中最負面的股票。另一方面，VCB (+2.1%)、HPG (+1.1%)、CTG (+1.2%)、PDR (+1.2%) 支持該指數。

BSR 在前一交易日強勁上漲後放緩，此前有消息稱企業第 2 季度的業績實現淨利潤 1 兆 7100 億越南盾，而同期虧損較大。

外資連續第二個交易日在市場買超，全市成交額近 520 億越南盾。其中，他們積極買進 HPG (630 億)、FUEVND (550 億)、MBB (260 億)。另一方面，KDC (310 億)、KDH (220 億)、VRE (130 億) 遙遙領先於賣超列表。

市場短期觀點

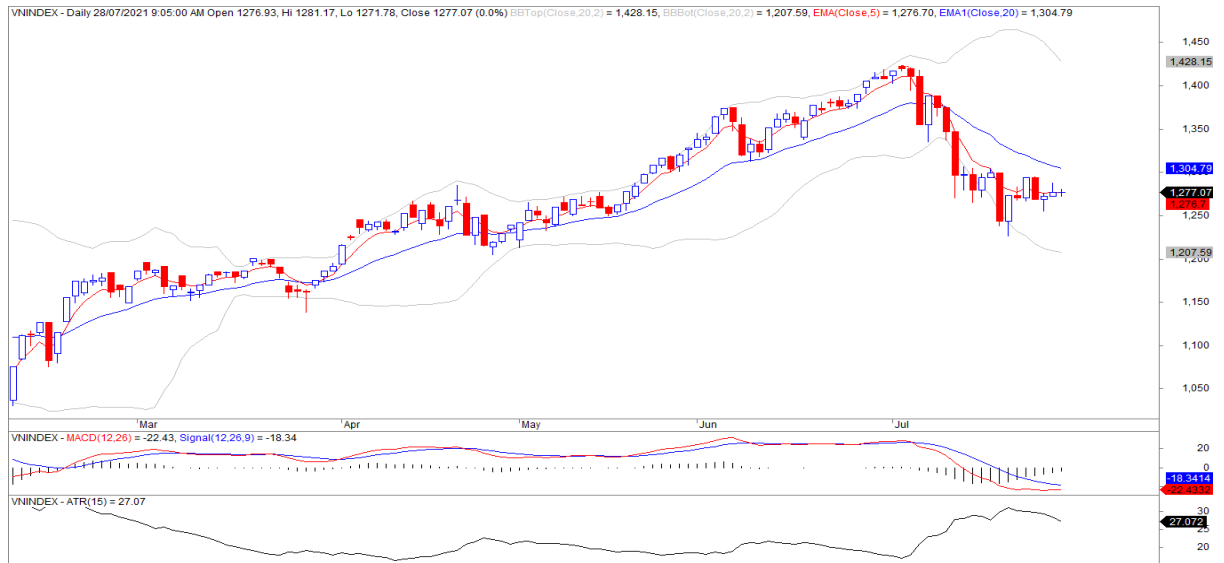
我們認為市場可能會繼續震盪，VN-Index 將在 1,260 - 1,300 點的價格範圍內橫盤移動。同時，市場仍處於積累階段，因此流動性可能會保持在低位，現金流可以各類股票之間分化。我們看到的積極點是，大型股的短期風險正在下降，尤其是銀行股。但流動性依然偏低，表明短期現金流尚未做好回歸市場的準備。

整體市場短期走勢仍為下跌。因此，我們建議短線投資者可以繼續觀察市場，持有目前的投資組合。同時，如果短線投資者編號高風險，則可考慮以低比重買進新股票，以探索市場短線勢。

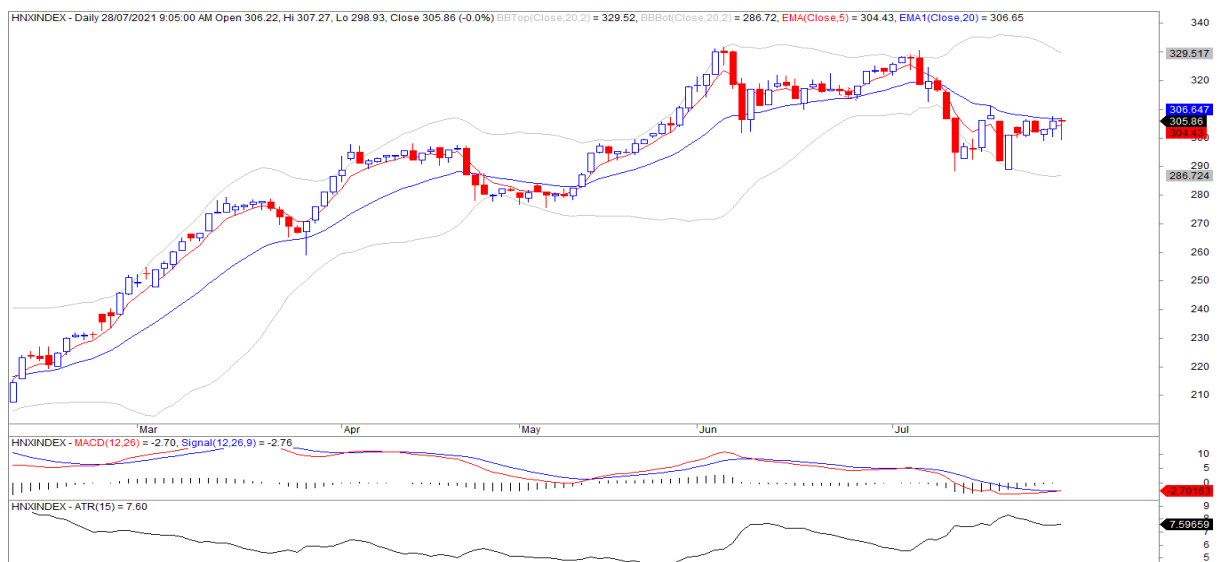
請在 <https://ysradar.yuanta.com.vn/> 查看有關股票的信號。

We Create Fortune

技術分析圖



指數技術分析圖 VN-Index



指數技術分析圖 HNX-Index

指數	短期趨勢	中期趨勢	阻力區 1	阻力區 2	支撐區 1	支撐區 2
VN-Index	下跌	中立	1315	1410	1210	970
HNX-Index	下跌	中立	314	333	300	180
VN30	下跌	中立	1494	1550	1445	960
VNMidcaps	下跌	中立	1,730	1800	1650	963
VNSmallcaps	下跌	中立	1430	1450	1400	804



We Create Fortune

胡志明市交易所 (HSX)

	收盤	漲跌%
VNI	1277.07	0.01%
VN30	1407.5	0.17%
VN Mid	1547.36	0.39%
VN Small	1304.43	0.49%

河內交易所 (HSX)

	收盤	漲跌%
HNI	306.25	0.08%
HN30	482.49	0.01%
VNX AllSh	1310.43	0.37%

UPCOM 市場 (UPCoM)

	收盤	漲跌%
UPCoM	84.96	0.22%

外資交易	成交值 (Bil.VND)
買進	2252.98
賣出	1967.49
買超/賣超	61.4

外資交易	成交值 (Bil.VND)
買進	6.00
賣出	22.87
買超/賣超	-16.86

外資交易	成交值 (Bil.VND)
買進	20.89
賣出	14.31
買超/賣超	6.58

上漲排名/ 股碼	漲跌(VND)	漲跌%
AGG	3500	6.92%
TTF	480	6.82%
PSH	1500	6.79%
SHI	1200	6.74%
NAF	1700	5.70%

上漲排名/ 股碼	漲跌(VND)	漲跌%
MST	1300	9.56%
NVB	1000	5.75%
VND	1600	3.82%
SCI	1100	3.69%
SHS	1300	3.34%

上漲排名/ 股碼	漲跌(VND)	漲跌%
VCP	4762	14.39%
HTM	1648	9.75%
BSR	1185	6.85%
OIL	624	5.20%
SGP	1275	4.62%

下跌排名/ 股碼	漲跌(VND)	漲跌%
NHH	-2600	-5.42%
BHN	-2700	-5.30%
TCD	-650	-4.94%
BMI	-1950	-4.54%
EIB	-1100	-4.23%

下跌排名/ 股碼	漲跌(VND)	漲跌%
KHG	-900	-5.23%
TVC	-500	-3.70%
NTP	-1500	-2.90%
TNG	-500	-2.30%
DXS	-600	-2.18%

下跌排名/ 股碼	漲跌(VND)	漲跌%
VAB	-549	-3.21%
APF	-395	-0.78%
HNA	0	0.00%
MML	57	0.08%
SIP	683	0.40%

*備註：市值>5,000 億盾；成交值>15 億盾

市值排名/ 股碼	Bil.VND
VHM	360,531
VCB	356,052
VIC	352,449
HPG	203,965
VNM	185,797

市值排名/ 股碼	Bil.VND
THD	72,275
SHB	50,835
VCS	18,912
VND	17,976
BAB	15,445

市值排名/ 股碼	Bil.VND
ACV	159,135
MCH	82,253
VEA	54,820
BSR	53,772
GE2	42,838

交易量排名/ 股碼	成交值	30 日均
FLC	34,662,800	24,305,405
STB	29,764,400	31,798,864
HPG	18,206,300	32,910,209
CTG	15,896,500	18,262,323
TCB	14,942,500	25,698,100

交易量排名/ 股碼	成交值	30 日均
VND	12,719,290	7,389,866
PVS	10,606,303	11,988,853
SHB	7,127,516	22,713,507
SHS	6,395,655	6,778,142
HUT	4,257,591	3,736,464

交易量排 名/股碼	成交值	30 日均
BSR	24,537,541	15,117,452
DDV	2,735,660	1,384,271
OIL	2,630,626	1,901,668
SBS	2,113,660	2,740,603
HHV	2,067,610	2,140,642

資料源: Bloomberg & Yuanta Research

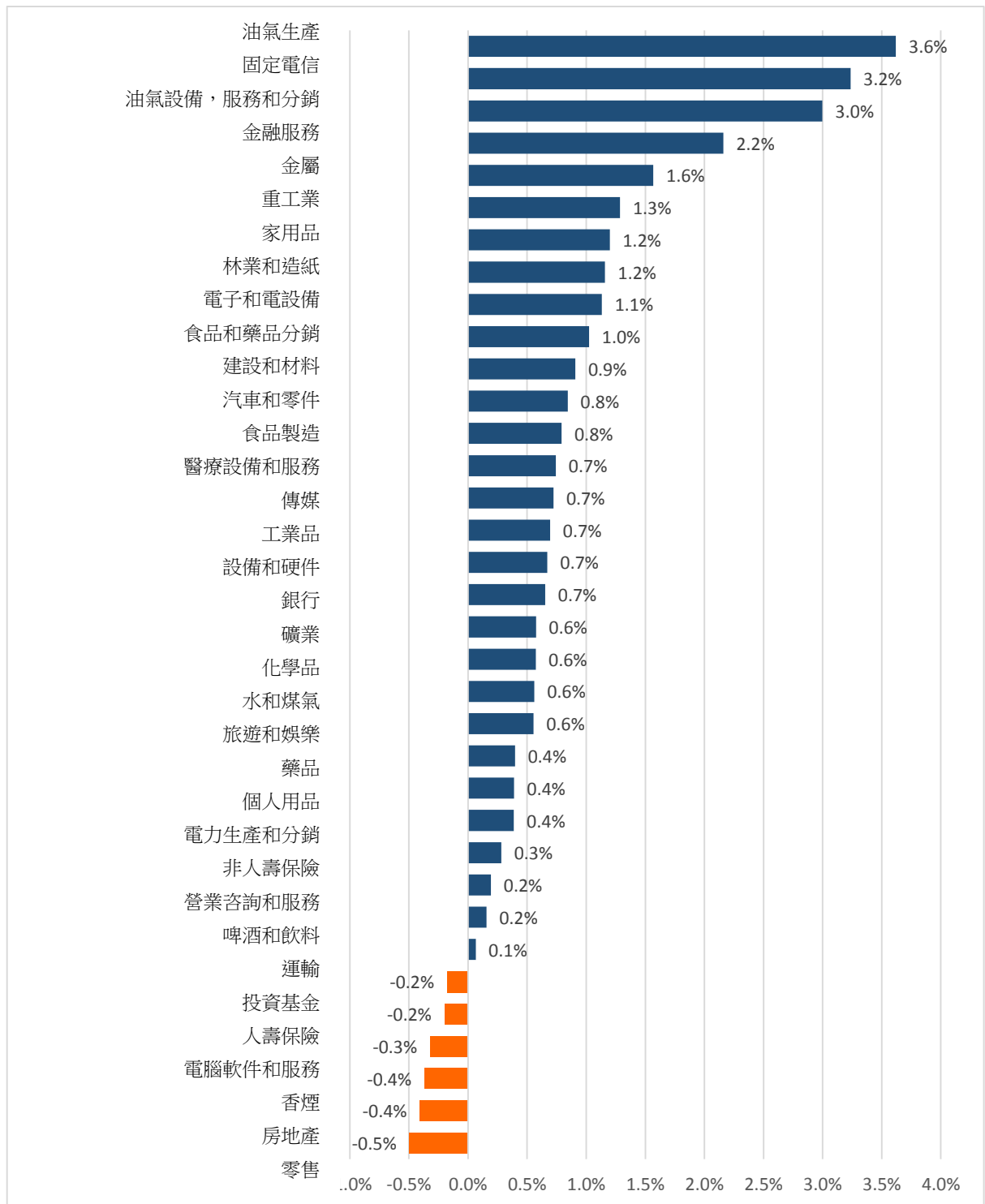
資料源: Bloomberg & Yuanta Research

資料源: Bloomberg & Yuanta Research



We Create Fortune

各行業板塊的交易走勢



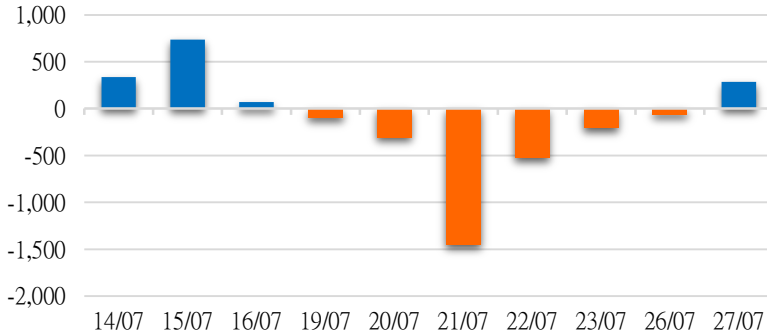
資料源: FimPro - YSVN



We Create Fortune

外資買進賣統計

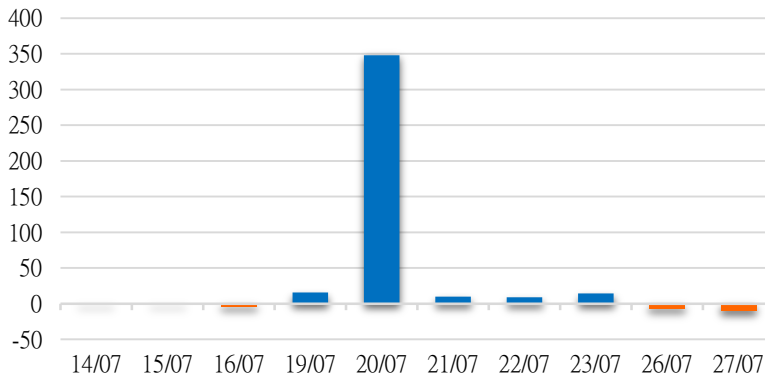
HSX 外資每日買/賣超



證券代碼	買超金額 (百萬盾)	證券代碼	賣超金額 (百萬盾)
AGG	371,733	VHM	85,813
NVL	106,045	PDR	42,074
MSB	91,283	SSI	37,014
VRE	49,173	VNM	36,186
MSN	32,787	VCB	29,681

HSX 外資買/賣超的前 5 名

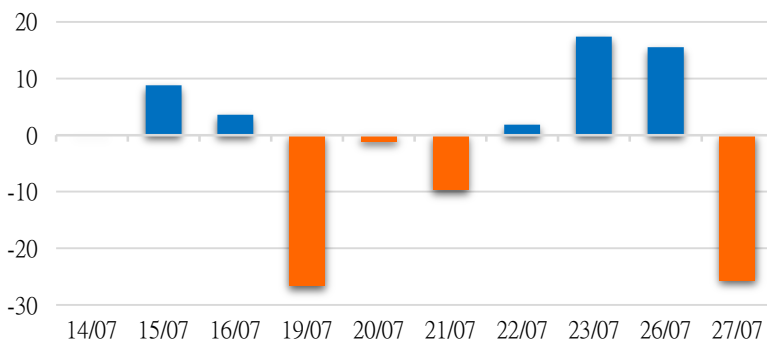
HNX 外資每日買/賣超



證券代碼	買超金額 (百萬盾)	證券代碼	賣超金額 (百萬盾)
BVS	3,697	VND	9,292
KHG	919	VCS	3,666
CDN	509	PVS	1,997
SHS	396	NTP	797
LAS	390	SHB	507

HNX 外資買/賣超的前 5 名

UPCOM 外資每日買/賣超



證券代碼	買超金額 (百萬盾)	證券代碼	賣超金額 (百萬盾)
MCH	3,506	ABI	9,505
DDV	110	QNS	8,061
MLS	84	CTR	2,527
FOC	63	VEA	1,358
MCM	47	BSR	1,104

UPCOM 外資買/賣超的前 5 名

源: FimPro - YSVN



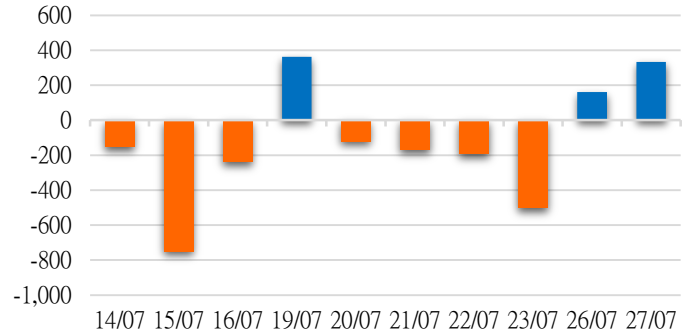
We Create **Fortune**

自營統計

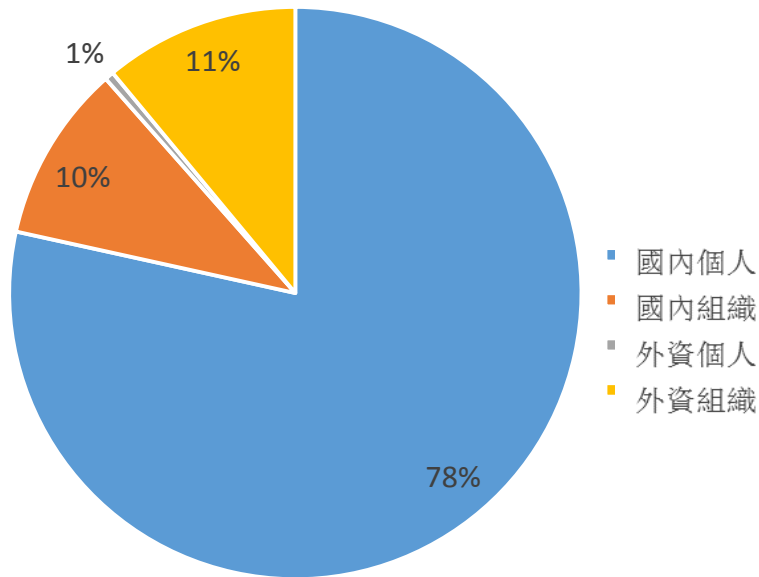
證券代碼	買超金額 (Mil.VND)	證券代碼	賣超金額 (Mil.VND)
FPT	36,652	FUEVFNVD	22,332
KOS	28,600	E1VFN30	8,874
HPG	27,560	GAS	3,104
CTG	9,858	DGC	1,282
HDB	8,913	ELC	871

券商自營交易最大前名

券商自營交易每日買/賣超 (Bil.VND)



越南證券市場投資人類別統計

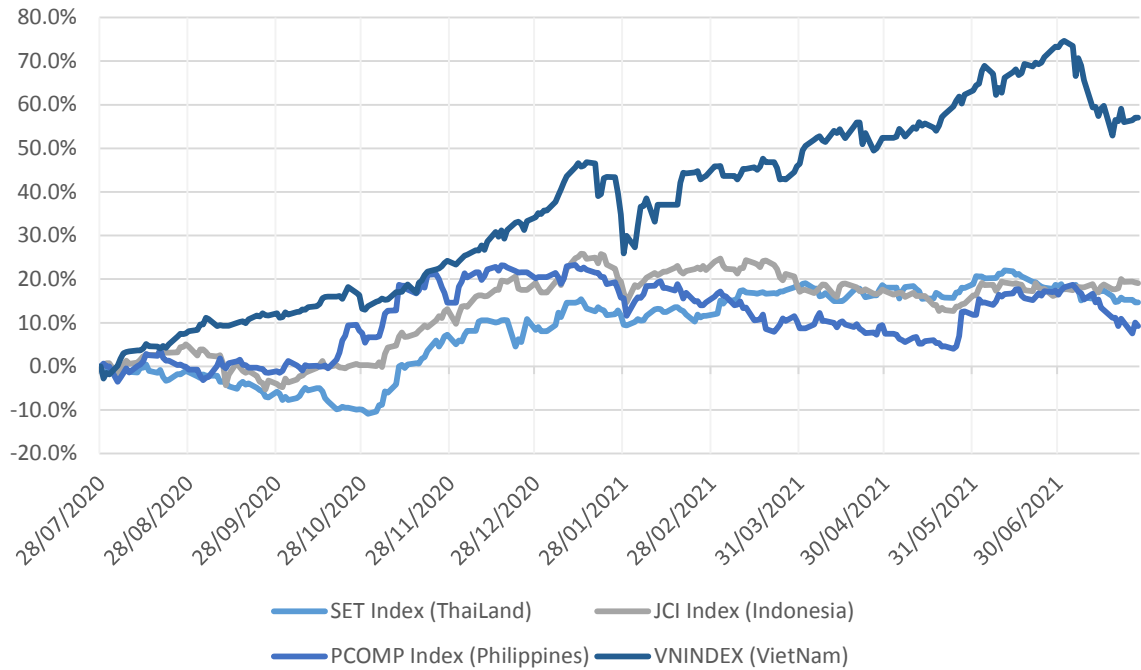


資料源: FiinPro - YSVN



We Create Fortune

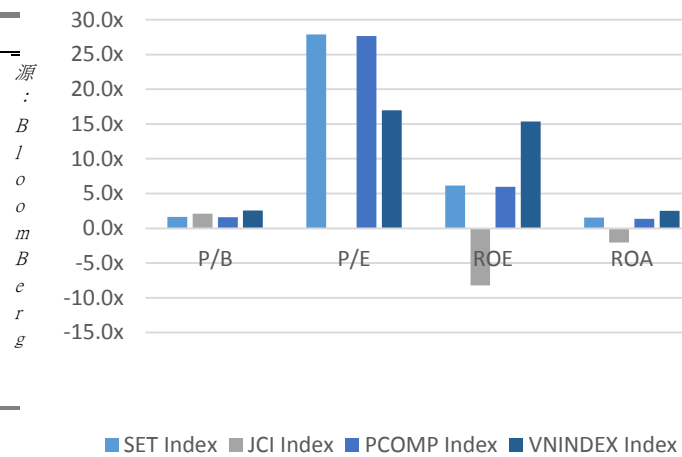
東南亞主要市場走勢比較



東南亞主要市場數據

		Thailand	Indonesia	Philippines	Vietnam
P/B		1.6x	2.1x	1.6x	2.6x
P/E		27.9x		27.7x	17.0x
ROE	%	6.17	(8.24)	5.95	15.38
ROA	%	1.55	(2.04)	1.34	2.51
Vốn hóa	Tỷ USD	533.79	498.21	163.80	208.49
GTGD	Triệu USD	1.92	0.77	0.05	0.71
LS cổ tức	%	2.41	2.00	1.69	1.33

& YSVN





We Create **Fortune**

元大證券（越南）公司

個人客戶分析部

Nguyễn Thế Minh

研究分析經理

+84 28 3622 6868 ext 3826

minh.nguyen@yuanta.com.vn

Quách Đức Khánh

高級分析專員

+84 28 3622 6868 ext 3833

khanh.quach@yuanta.com.vn

Nguyễn Trịnh Ngọc Hồng

分析專員

+84 28 3622 6868 ext 3832

hong.nguyen@yuanta.com.vn

Lý Thị Hiền

研究分析主管

+84 28 3622 6868 ext 3908

hien.ly@yuanta.com.vn

Phạm Tấn Phát

高級分析專員

+84 28 3622 6868 ext 3880

phat.pham@yuanta.com.vn

個人客戶業務部

Nguyễn Thanh Tùng

總公司業務經理

+84 28 3622 6868 ext 3609

tung.nguyen@yuanta.com.vn

Nguyễn Việt Quang

河內分行經理

+84 28 3622 6868 ext 3404

quang.nguyen@yuanta.com.vn

Bùi Quốc Phong

同奈分行經理

+84 28 3622 6868

phong.bui@yuanta.com.vn

Võ Đình Tuấn

峴港分行經理

+84 28 3622 6868 ext 3301

tuan.vo@yuanta.com.vn

Võ Thị Thu Thủy

平陽分行經理

+84 28 3622 6868 ext 3505

thuy.vo@yuanta.com.vn

Chung Kim Hoa

華人客戶部經理

+84 28 3622 6868 ext 3828

hoa.chung@yuanta.com.vn

Nguyễn Đức Hoàn

河內南部營業中心經理

+84 28 3622 6868 ext 3409

hoan.nguyen@yuanta.com.vn

Nguyễn Mạnh Hoạt

堤岸分行經理

+84 28 3622 6868 ext 3847

hoat.nguyen@yuanta.com.vn

Đinh Thị Thu Cúc

頭頓分行經理

+84 28 3622 6868 ext 3203

cuc.dinh@yuanta.com.vn



We Create **Fortune**

Appendix A: Important Disclosures

Analyst Certification

Each research analyst primarily responsible for the content of this research report, in whole or in part, certifies that with respect to each security or issuer that the analyst covered in this report: (1) all of the views expressed accurately reflect his or her personal views about those securities or issuers; and (2) no part of his or her compensation was, is, or will be, directly or indirectly, related to the specific recommendations or views expressed by that research analyst in the research report.

Ratings Definitions

BUY: We have a positive outlook on the stock based on our expected absolute or relative return over the investment period. Our thesis is based on our analysis of the company's outlook, financial performance, catalysts, valuation and risk profile. We recommend investors add to their position.

HOLD-Outperform: In our view, the stock's fundamentals are relatively more attractive than peers at the current price. Our thesis is based on our analysis of the company's outlook, financial performance, catalysts, valuation and risk profile.

HOLD-Underperform: In our view, the stock's fundamentals are relatively less attractive than peers at the current price. Our thesis is based on our analysis of the company's outlook, financial performance, catalysts, valuation and risk profile.

SELL: We have a negative outlook on the stock based on our expected absolute or relative return over the investment period. Our thesis is based on our analysis of the company's outlook, financial performance, catalysts, valuation and risk profile. We recommend investors reduce their position.

Under Review: We actively follow the company, although our estimates, rating and target price are under review.

Restricted: The rating and target price have been suspended temporarily to comply with applicable regulations and/or Yuanta policies.

Note: Yuanta research coverage with a Target Price is based on an investment period of 12 months. Greater China Discovery Series coverage does not have a formal 12 month Target Price and the recommendation is based on an investment period specified by the analyst in the report.

Global Disclaimer

© 2018 Yuanta. All rights reserved. The information in this report has been compiled from sources we believe to be reliable, but we do not hold ourselves responsible for its completeness or accuracy. It is not an offer to sell or solicitation of an offer to buy any securities. All opinions and estimates included in this report constitute our judgment as of this date and are subject to change without notice.

This report provides general information only. Neither the information nor any opinion expressed herein constitutes an offer or invitation to make an offer to buy or sell securities or other investments. This material is prepared for general circulation to clients and is not intended to provide tailored investment advice and does not take into account the individual financial situation and objectives of any specific person who may receive this report. Investors should seek financial advice regarding the appropriateness of investing in any securities, investments or investment strategies discussed or recommended in this report. The information contained in this report has been compiled from sources believed to be reliable but no representation or warranty, express or implied, is made as to its accuracy, completeness or correctness. This report is not (and should not be construed as) a solicitation to act as securities broker or dealer in any jurisdiction by any person or company that is not legally permitted to carry on such business in that jurisdiction.

Yuanta research is distributed in the United States only to Major U.S. Institutional Investors (as defined in Rule 15a-6 under the Securities Exchange Act of 1934, as amended and SEC staff interpretations thereof). All transactions by a US person in the securities mentioned in this report must be effected through a registered broker-dealer under Section 15 of the Securities Exchange Act of 1934, as amended. Yuanta research is distributed in Taiwan by Yuanta Securities Investment Consulting. Yuanta research is distributed in Hong Kong by Yuanta Securities (Hong Kong) Co. Limited, which is licensed in Hong Kong by the Securities and Futures Commission for regulated activities, including Type 4 regulated activity (advising on securities). In Hong Kong, this research report may not be redistributed, retransmitted or disclosed, in whole or in part or and any form or manner, without the express written