當日市場：銀行股再次有起色

2021/07/30

市場走勢			
市場指數	VNI	HNI	UPCOM
收盤	1,293.60	310.97	86.14
%日	1.29%	1.54%	1.39%
%週	-0.01%	1.63%	0.67%
%月	-8.26%	-3.96%	-4.61%
%年	63.57%	191.03%	59.02%
成交值(Bil.VND)			
當日	15,861	2,237	897
日均量/週	16,316	2,066	1,054
日均量/月	20,409	2,758	1,230
外資進出			
買進	1,612.98	43.35	87.02
賣出	1,685.80	11.81	58.27
買賣超	-72.82	31.54	28.75
市場漲跌家數			
上漲	206	114	116
下跌	104	80	120
持平	87	174	667
市場指標			
P/E	16.66	16.52	21.24
總市值 (兆盾)	4,823	408	1,160
股息殖利	0.87%	2.19%	5.02%

資料源: *Bloomberg – YSVN*

VNINDEX

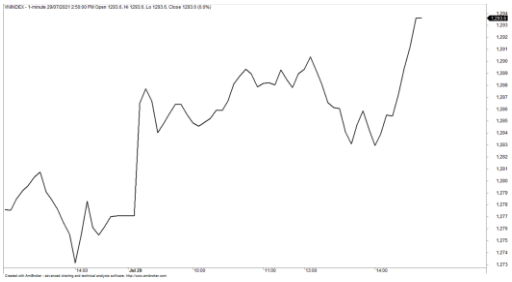

HNXINDEX

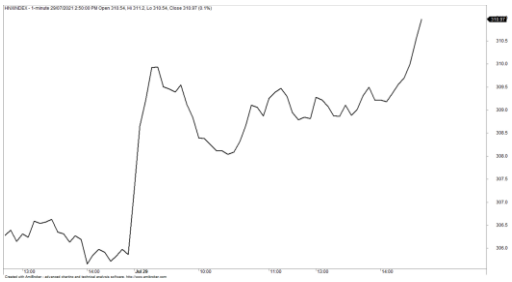

市場走勢

對藍籌股的需求幫助指數鞏固了漲勢。VN-Index 收漲 1.29%，報 1293.6 點。HNX-Index 的走勢也與 VN-Index 相同，上漲了 1.54% ，止於 310.97 點； Upcom-Index 上漲 1.39%。 3 個市場的交易額達到 17 兆 4780 億越南盾。

銀行股在強勁調整後，當天錄得積極走勢。值得注意的是，OCB (+3.05%)、CTG (+3%)、MBB (+2.6%) 或 VPB (+2.5%) 在最近的大幅下跌後也有所回漲。漲色也存在於許多其他藍籌股中，例如 MWG、KDH、MSN、VHM 等。

在非銀行板塊方面，證券、化肥和建築材料是市場增長最好的類別。

外資當天在市場上賣超，但價值並不顯著。HPG（1410 億）、FUEVFVND（1010 億）、VRE（280 億）在賣超列表上領先。另一方面，外資積極買進 VHM（1190 億）、MBB（970 億）、MSN（520 億）。

市場短期觀點

我們認為 VN-Index 可能會在下一交易日重新測試 1,300 點。同時，市場仍處於積累階段，因此 VN-Index 可能無法完全突破 1,300 點的門檻，我們仍然傾向於 VN-Index 在 1,260 – 1,300 點的價格區間橫盤移動的情景。不利的是流動性仍然偏低，說明短期現金流還沒有準備好回歸市場，市場仍將處於積累階段。積極的是銀行股的短期風險繼續降低。

大盤短期走勢仍為下跌，VNSmallcaps 指數短期走勢轉為上漲。因此，我們建議短線投資者繼續觀察並持有當前水平的股票權重。同時，偏好高風險的投資者可以考慮以低比例購買新股票。

請在 https://ysradar.yuanta.com.vn/查看有關股票的信號。

熱點股票技術分析

AGR - Daily 29/07/2021 9:20:00 AM Open 12.35, Hi 13.15, Lo 12.35, Close 13.15 (6.9%) Vol 4,652,900 LinReg = 13.64, EMA1(Close,20) = 12.91, EMA2(Close,50) = 12.94, LinReg = 13.64, LinReg = 13.64
PTKT: AGR
AGR hồi phục từ vùng đệm 12,200 đồng. Đồng thời, vùng 13,500-13,600 tương ứng đường Linear Regression sẽ là vùng thử thách cho nhịp hồi phục hiện tại. Trong trường hợp giá vượt lên trên vùng trên, vùng 15,000 sẽ là kháng cự tiếp theo cho giá.
Hỗ trợ: 12,400 / 12,000
Kháng cự: 13,600 / 15,000
2021
Feb
Mar
Apr
May
Jun
Jul
Created with AmiBroker - advanced charting and technical analysis software. http://www.amibroker.com

技術分析圖

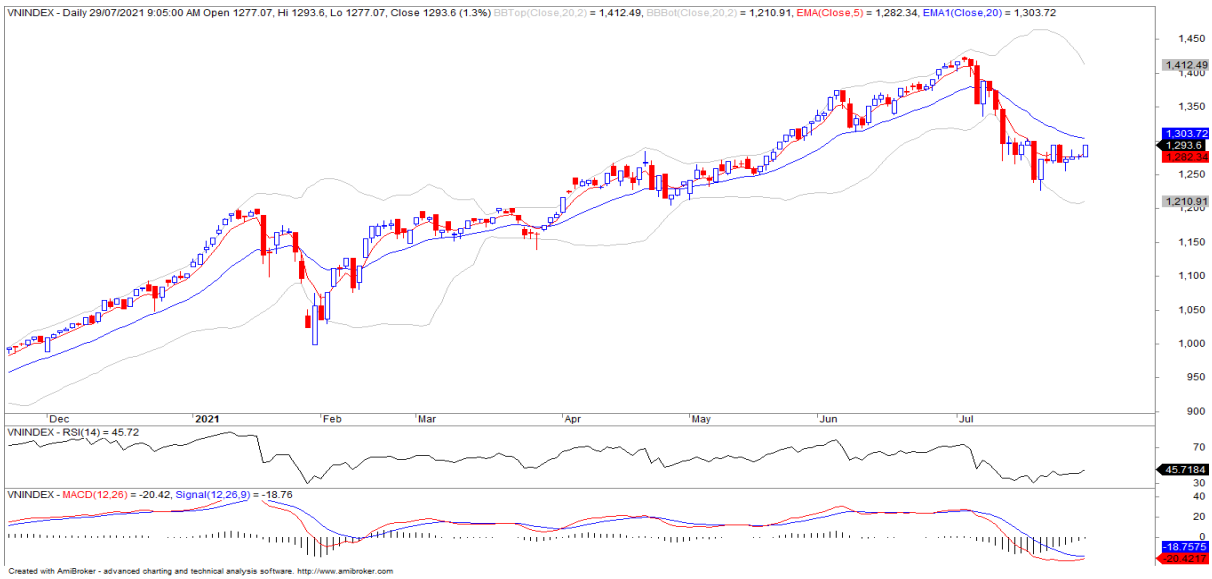

指數技術分析圖 VN-Index

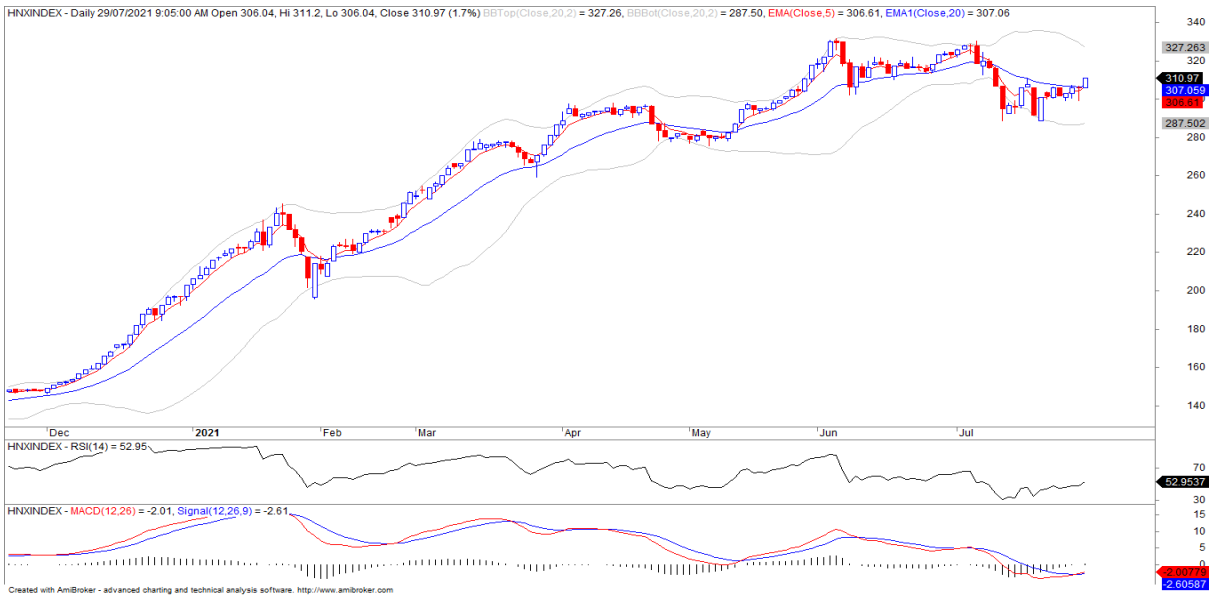

指數技術分析圖 HNX-Index

指數	短期趨勢	中期趨勢	阻力區 1	阻力區 2	支撐區 1	支撐區 2
VN-Index	下跌	中立	1315	1410	1210	970
HNX-Index	下跌	中立	314	333	300	180
VN30	下跌	中立	1494	1550	1445	960
VNMidcaps	下跌	中立	1,730	1800	1650	963
VNSmallcaps	上漲	中立	1430	1450	1400	804

胡志明市交易所 (HSX)

	收盤	漲跌%
VNI	1293.6	1.29%
VN30	1427.55	1.42%
VN Mid	1566.97	1.45%
VN Small	1313.67	1.04%

外資交易	成交值 (Bil.VND)
買進	1612.98
賣出	1685.8
買超/賣超	-72.82

上漲排名/股碼	漲跌(VND)	漲跌%
FRT	2450	7.00%
HDC	3900	6.95%
VOS	470	6.91%
AGR	850	6.91%
HVN	1277	6.78%

下跌排名/股碼	漲跌(VND)	漲跌%
PSH	-1600	-6.96%
TCM	-2400	-3.08%
SGT	-400	-2.17%
MSH	-1400	-2.16%
BMP	-1200	-2.11%

*備註：市值>5,000 億盾；成交值>15 億盾

市值排名/股碼	Bil.VND
VCB	359,761
VIC	355,832
VHM	350,333
HPG	208,885
VNM	181,617

交易量排名/股碼	成交值	30 日均
HPG	32,868,300	32,683,377
E1VFVN30	24,601,500	1,478,200
CTG	18,273,000	17,881,291
MBB	16,341,000	19,210,818
STB	16,102,300	30,810,532

資料源: BloomBerg & Yuanta Research

河內交易所 (HSX)

	收盤	漲跌%
HNI	310.97	1.54%
HN30	494.31	2.45%
VNX AllSh	1325.92	1.37%

外資交易	成交值 (Bil.VND)
買進	43.35
賣出	11.81
買超/賣超	31.54

上漲排名/股碼	漲跌(VND)	漲跌%
NVB	1900	10.00%
CSC	5200	7.78%
VND	2300	5.28%
IDJ	700	5.00%
MST	600	4.05%

下跌排名/股碼	漲跌(VND)	漲跌%
NDN	-600	-3.09%
L14	-1400	-1.89%
KHG	-300	-1.83%
PAN	-300	-1.12%
VC3	-200	-1.07%

市值排名/股碼	Bil.VND
THD	72,590
SHB	51,797
VCS	19,152
VND	18,706
BAB	15,658

交易量排名/股碼	成交值	30 日均
NVB	12,723,589	5,041,736
VND	10,322,188	7,586,850
SHB	9,325,585	20,264,325
PVS	9,141,141	11,603,793
SHS	6,171,511	6,674,622

資料源: BloomBerg & Yuanta Research

UPCOM 市場 (UPCoM)

	收盤	漲跌%
UPCoM	86.14	1.39%

外資交易	成交值 (Bil.VND)
買進	87.02
賣出	58.27
買超/賣超	28.75

上漲排名/股碼	漲跌(VND)	漲跌%
VNB	1147	7.65%
ORS	1071	4.82%
MML	2973	4.07%
QTP	552	3.94%
ABB	678	3.55%

下跌排名/股碼	漲跌(VND)	漲跌%
VAB	-223	-1.31%
LTG	-462	-1.21%
SWC	-254	-0.91%
QNS	-364	-0.84%
MPC	-163	-0.45%

市值排名/股碼	Bil.VND
ACV	159,135
MCH	84,010
BSR	58,720
VEA	55,406
GE2	45,092

交易量排名/股碼	成交值	30 日均
BSR	10,699,542	14,680,208
BVB	2,904,286	3,360,160
HHV	2,718,680	1,971,576
ABB	2,329,717	2,883,805
SBS	2,287,592	2,695,060

資料源: BloomBerg & Yuanta Research

各行業板塊的交易走勢

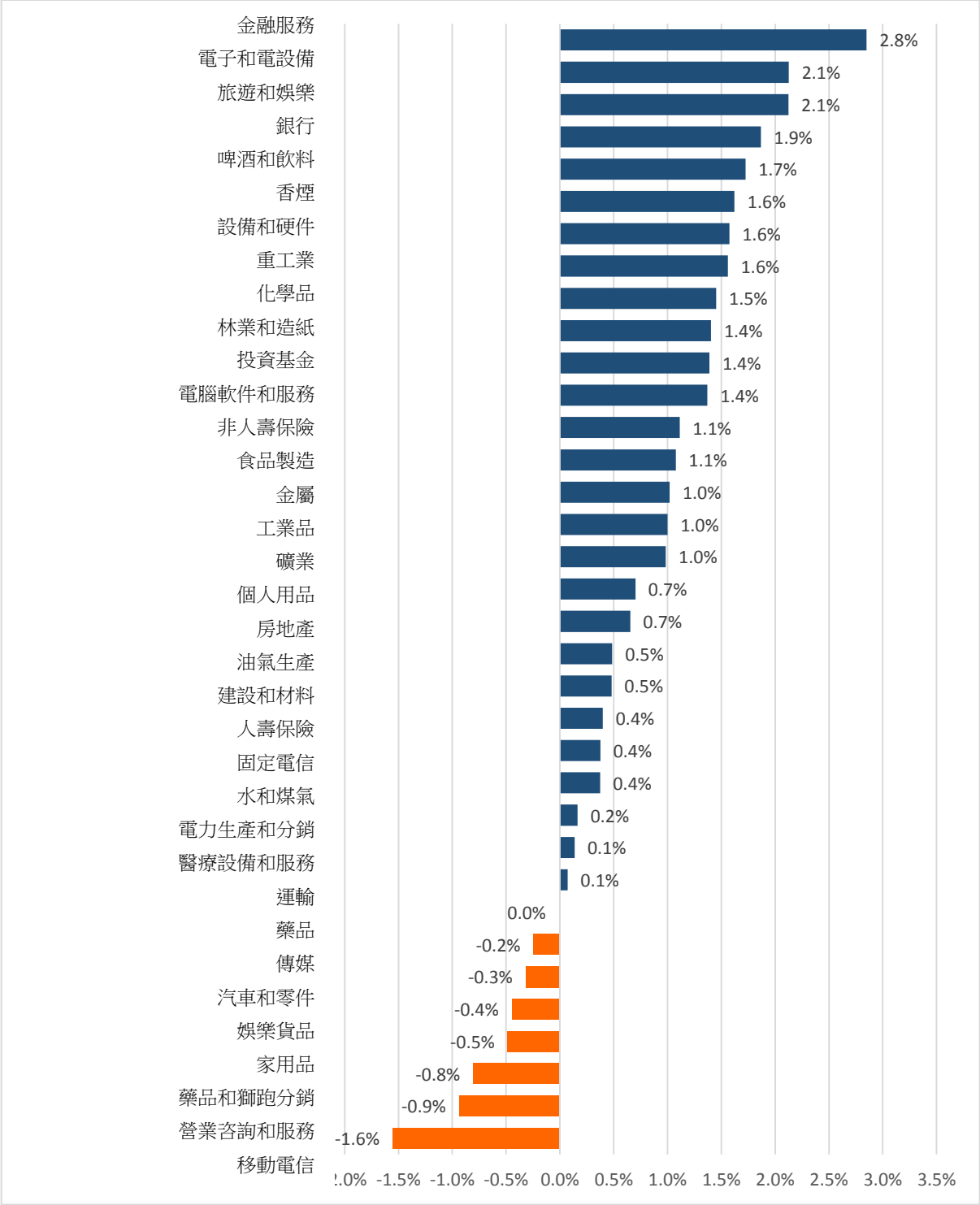

資料源:: FiinPro – YSVN

外資買進賣統計

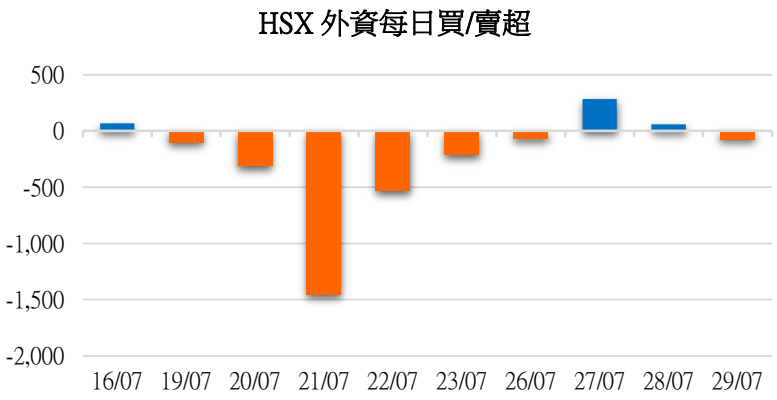

證券代碼	買超金額(百萬盾)	證券代碼	賣超金額(百萬盾)
VHM	119,227	HPG	144,355
MBB	97,269	FUEVFVND	101,231
MSN	52,046	VRE	28,344
SSI	46,203	KDH	20,079
NVL	23,258	NLG	19,135

HSX 外資買/賣超的前 5 名

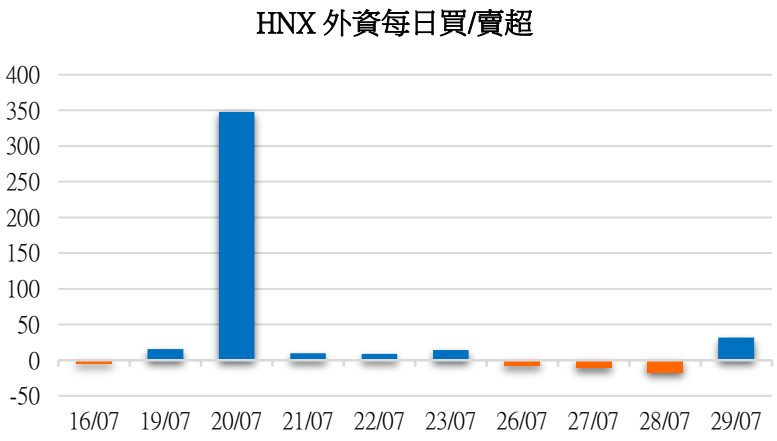

證券代碼	買超金額(百萬盾)	證券代碼	賣超金額(百萬盾)
VND	20,571	VCS	1,317
PVS	9,896	DXS	643
BVS	1,267	SD5	294
PVI	1,058	SHS	258
VNR	339	NBP	223

HNX 外資買/賣超的前 5 名

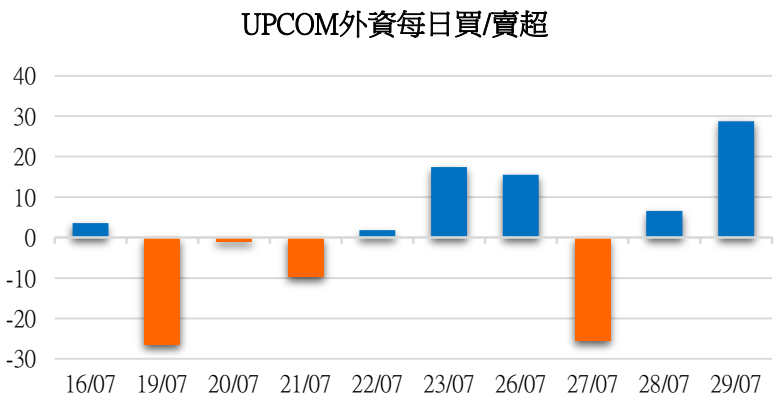

證券代碼	買超金額(百萬盾)	證券代碼	賣超金額(百萬盾)
VEA	27,924	QNS	3,005
CTR	5,034	DDV	544
MCH	853	MML	423
NED	236	NTC	277
ABI	209	VLB	61

UPCOM 外資買/賣超的前 5 名

源: FiinPro – YSVN

自營統計

證券代碼	買超金額 (Mil.VND)	證券代碼	賣超金額 (Mil.VND)
FUEVFVND	100,355	VRE	21,590
CTG	42,913	HPG	17,018
LPB	39,529	MSN	16,212
MBB	30,345	FPT	13,266
MWG	15,055	TCB	11,080

券商自營交易最大前名

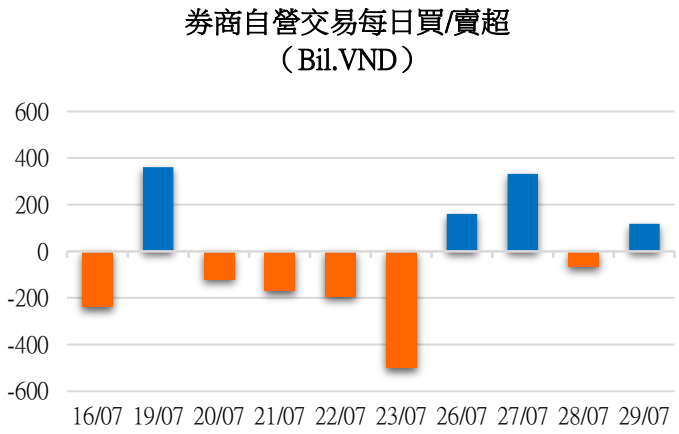

越南證券市場投資人類別統計

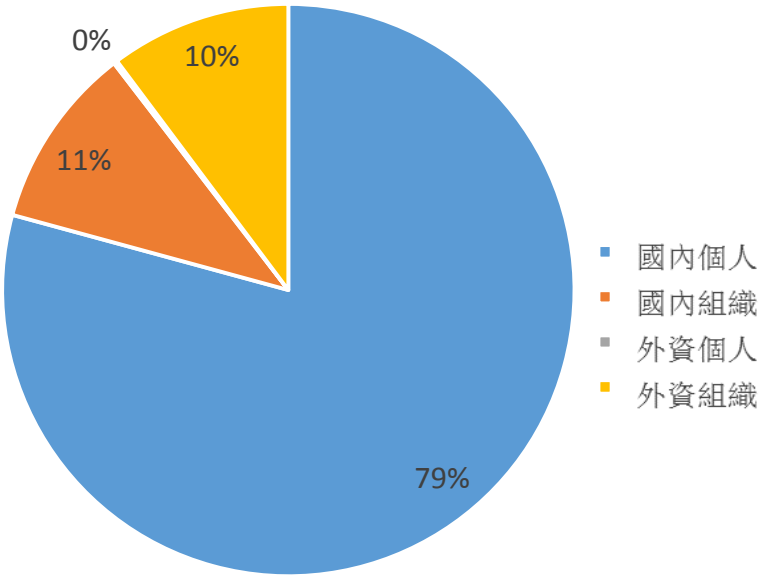

資料源: FiinPro – YSVN

東南亞主要市場走勢比較

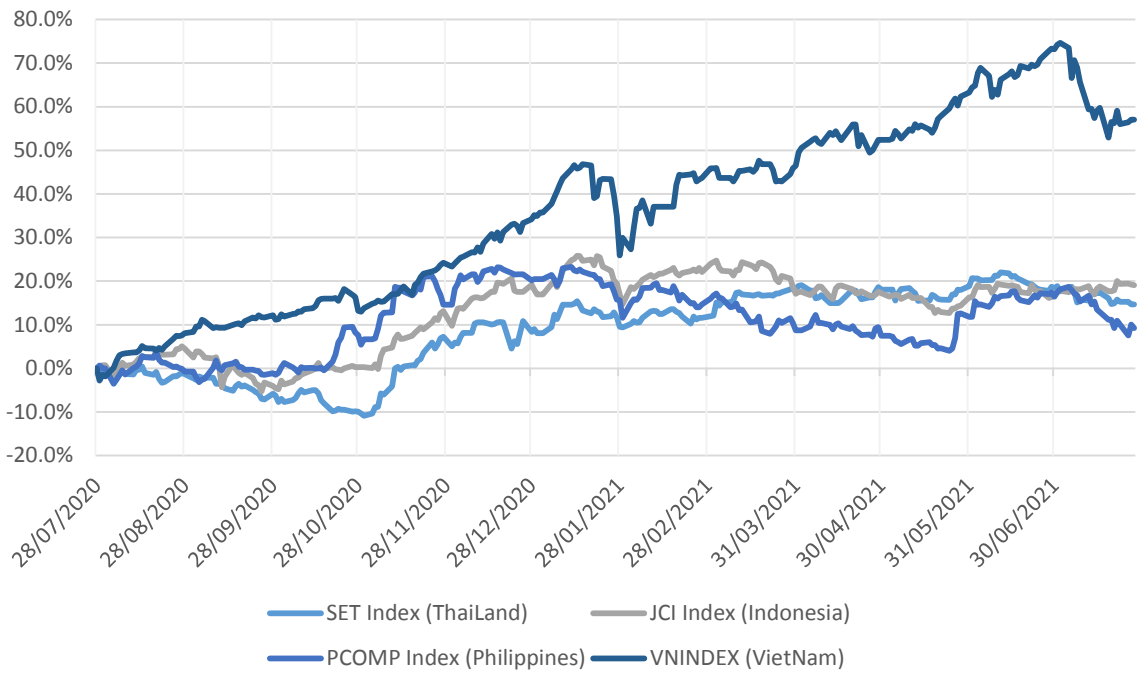

東南亞主要市場數據

		Thailand	Indonesia	Philippines	Vietnam
P/B		1.6x	2.1x	1.6x	2.6x
P/E		27.9x	#N/A N/A	27.8x	17.1x
ROE	%	6.17	(8.31)	5.95	15.45
ROA	%	1.55	(2.05)	1.34	2.53
Vốn hóa	Tỷ USD	535.33	497.69	162.84	208.73
GTGD	Triệu USD	1.93	0.72	0.06	0.50
LS cổ tức	%	2.41	1.99	1.68	1.31

源：BloomBerg & YSVN

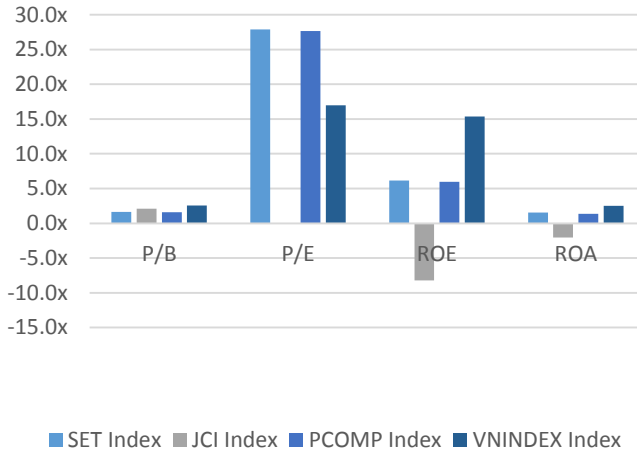

元大證券（越南）公司

個人客戶分析部

Nguyễn Th ế Minh
研究分析經理
+84 28 3622 6868 ext 3826
minh.nguyen@yuanta.com.vn

Lý Thị Hi ề n
研究分析主管
+84 28 3622 6868 ext 3908
hien.ly@yuanta.com.vn

Quách Đức Khánh
高級分析專員
+84 28 3622 6868 ext 3833
khanh.quach@yuanta.com.vn

Phạm Tấn Phát
高級分析專員
+84 28 3622 6868 ext 3880
phat.pham@yuanta.com.vn

Nguyễn Trịnh Ngọc Hồng
分析專員
+84 28 3622 6868 ext 3832
hong.nguyen@yuanta.com.vn

個人客戶業務部

Nguyễn Thanh Tùng
總公司業務經理
+84 28 3622 6868 ext 3609
tung.nguyen@yuanta.com.vn

Nguyễn Việt Quang
河內分行經理
+84 28 3622 6868 ext 3404
quang.nguyen@yuanta.com.vn

Võ Thị Thu Thủy
平陽分行經理
+84 28 3622 6868 ext 3505
thuy.vo@yuanta.com.vn

Nguyễn Mạnh Hoạt
堤岸分行經理
+84 28 3622 6868 ext 3847
hoat.nguyen@yuanta.com.vn

Bùi Quốc Phong
同奈分行經理
+84 28 3622 6868
phong.bui@yuanta.com.vn

Chung Kim Hoa
華人客戶部經理
+84 28 3622 6868 ext 3828
hoa.chung@yuanta.com.vn

Đinh Thị Thu Cúc
頭頓分行經理
+84 28 3622 6868 ext 3203
cuc.dinh@yuanta.com.vn

Võ Đình Tuấn
峴港分行經理
+84 28 3622 6868 ext 3301
tuan.vo@yuanta.com.vn

Nguyễn Đức Hoàn
河內南部營業中心經理
+84 28 3622 6868 ext 3409
hoan.nguyen@yuanta.com.vn

Appendix A: Important Disclosures

Analyst Certification

Each research analyst primarily responsible for the content of this research report, in whole or in part, certifies that with respect to each security or issuer that the analyst covered in this report: (1) all of the views expressed accurately reflect his or her personal views about those securities or issuers; and (2) no part of his or her compensation was, is, or will be, directly or indirectly, related to the specific recommendations or views expressed by that research analyst in the research report.

Ratings Definitions

BUY: We have a positive outlook on the stock based on our expected absolute or relative return over the investment period. Our thesis is based on our analysis of the company's outlook, financial performance, catalysts, valuation and risk profile. We recommend investors add to their position.

HOLD-Outperform: In our view, the stock's fundamentals are relatively more attractive than peers at the current price. Our thesis is based on our analysis of the company's outlook, financial performance, catalysts, valuation and risk profile.

HOLD-Underperform: In our view, the stock's fundamentals are relatively less attractive than peers at the current price. Our thesis is based on our analysis of the company's outlook, financial performance, catalysts, valuation and risk profile.

SELL: We have a negative outlook on the stock based on our expected absolute or relative return over the investment period. Our thesis is based on our analysis of the company's outlook, financial performance, catalysts, valuation and risk profile. We recommend investors reduce their position.

Under Review: We actively follow the company, although our estimates, rating and target price are under review.

Restricted: The rating and target price have been suspended temporarily to comply with applicable regulations and/or Yuanta policies.

Note: Yuanta research coverage with a Target Price is based on an investment period of 12 months. Greater China Discovery Series coverage does not have a formal 12 month Target Price and the recommendation is based on an investment period specified by the analyst in the report.

Global Disclaimer

© 2018 Yuanta. All rights reserved. The information in this report has been compiled from sources we believe to be reliable, but we do not hold ourselves responsible for its completeness or accuracy. It is not an offer to sell or solicitation of an offer to buy any securities. All opinions and estimates included in this report constitute our judgment as of this date and are subject to change without notice.

This report provides general information only. Neither the information nor any opinion expressed herein constitutes an offer or invitation to make an offer to buy or sell securities or other investments. This material is prepared for general circulation to clients and is not intended to provide tailored investment advice and does not take into account the individual financial situation and objectives of any specific person who may receive this report. Investors should seek financial advice regarding the appropriateness of investing in any securities, investments or investment strategies discussed or recommended in this report. The information contained in this report has been compiled from sources believed to be reliable but no representation or warranty, express or implied, is made as to its accuracy, completeness or correctness. This report is not (and should not be construed as) a solicitation to act as securities broker or dealer in any jurisdiction by any person or company that is not legally permitted to carry on such business in that jurisdiction.

Yuanta research is distributed in the United States only to Major U.S. Institutional Investors (as defined in Rule 15a-6 under the Securities Exchange Act of 1934, as amended and SEC staff interpretations thereof). All transactions by a US person in the securities mentioned in this report must be effected through a registered broker-dealer under Section 15 of the Securities Exchange Act of 1934, as amended. Yuanta research is distributed in Taiwan by Yuanta Securities Investment Consulting. Yuanta research is distributed in Hong Kong by Yuanta Securities (Hong Kong) Co. Limited, which is licensed in Hong Kong by the Securities and Futures Commission for regulated activities, including Type 4 regulated activity (advising on securities). In Hong Kong, this research report may not be redistributed, retransmitted or disclosed, in whole or in part or and any form or manner, without the express written