

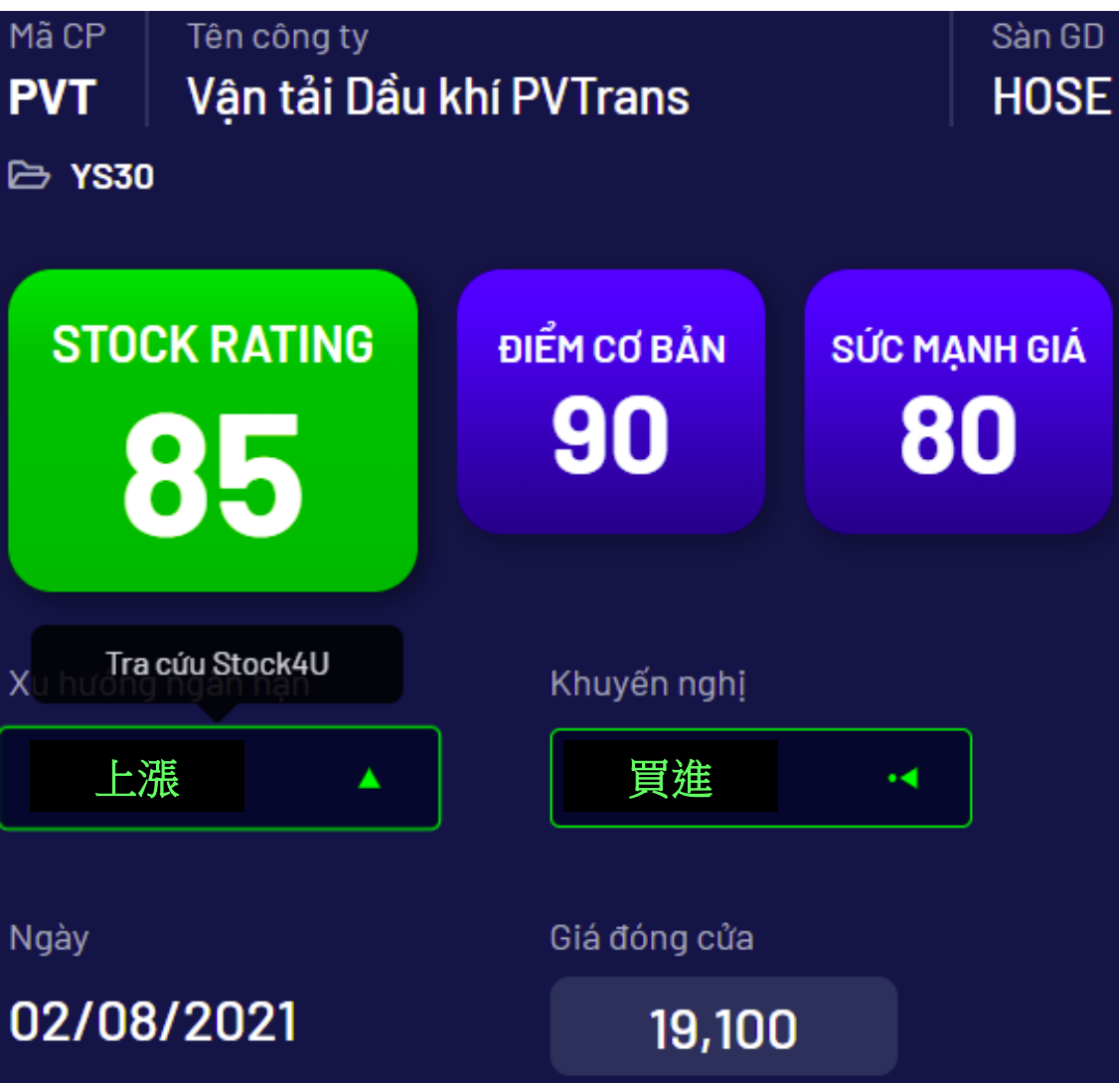


個股焦點

PVT



PVT — 船隊擴張帶來的增長潛力



短期阻力關卡: 20.50

短期支撐關卡: 17.47

短期趨勢 (5-10 天): 上漲

中期阻力關卡: 17.47

中期支撐關卡: 16.40

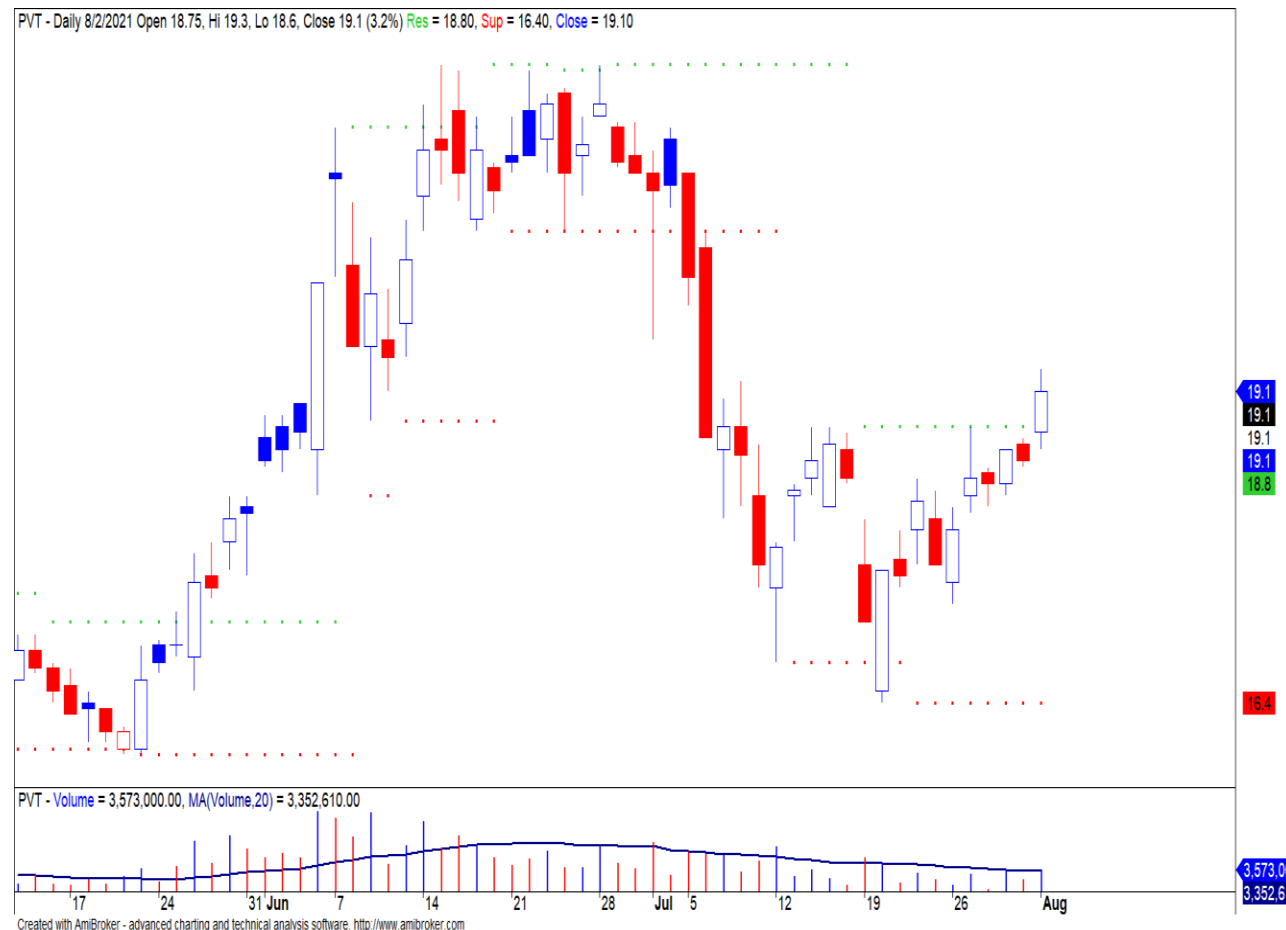
中期趨勢 (1-3 月): 下跌

PVT — 船隊擴張帶來的增長潛力

- PVT 錄得 2021 年第二季度收入為 1兆8,730 億越南盾，同比增長 2%；稅後利潤為 2570 億越南盾，同比增長 8%。2021年前6個月，PVT 收入為 3兆5810億越南盾，同比增長5%；稅後利潤收入4390億，同比增長39%。至此，PVT完成了60%的營收計劃和109%的盈利計劃。
- 當前 75 美元的高油價支撐了 PVT 的運費，這使企業 2021 年第二季度的業績相當積極。因此，毛利率上升至19.4%，高於同期的14.1%。然而，由於 PVT 開始增加債務以滿足其今年擴大其價值 3 億美元的船隊的計劃，第二季度的利息支出增加了 87%。PVT 表示，它在 2021 年 6 月底收到了一艘新的超大型天然氣運輸 (VLGC) 船，耗資 4000 萬美元。
- 在 2021 年的最後 6 個月，當各國逐漸控制 COVID 的疫情，並且疫苗接種情況好轉時，我們仍然認為布倫特油價將繼續錨定在高位的可能性很高。因此，這將支持 PVT 的運費。
- PVT 的增長動力在於船隊擴張計劃。2021 年 6 個月，PVT 已收到 PVT Azura（成品油輪）、PVT Dawn（成品油輪）、PVT Diamond（散貨船）和新的 VLGC 船。我們預計 PVT 將在今年最後兩個季度繼續接收第二艘 VLGC 船和另一艘超大型油輪 (VLCC)。未來3年，PVT的新船數量預計為12-15艘，這將是PVT中期增長的動力。
- 此外，Dung Quat 煉油廠已於 2020 年底完成維護，並計劃在即將到來的二期擴建。這將確保中期內 PVT 的運輸量。
- 以目前的收盤價計算，PVT 的市盈率 TTM 為 8.5 倍（相當於 TTM 每股收益 2,166 越南盾）。PVT 的股票評級為 85 點，因此我們維持該股票的積極增長評級。PVT價格走勢圖突破阻力位18.80，但價格走勢圖仍處於積累階段，因此價格走勢圖可能仍有回調區間。同時，PVT的短線走勢也轉為上漲。因此，我們建議短線投資者可考慮現價以低比例買進股票。

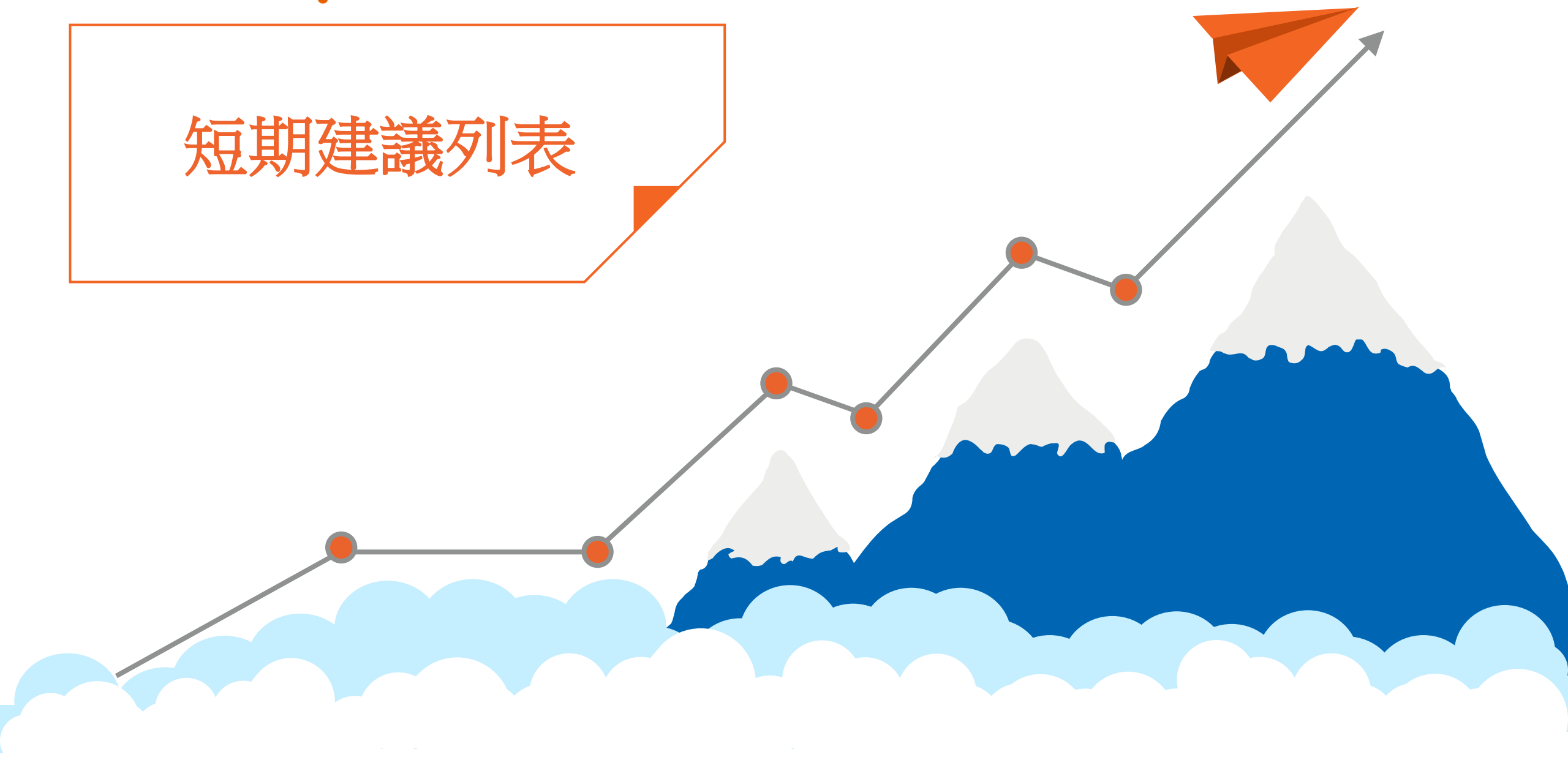
PVT — 船隊擴張帶來的增長潛力

股票代碼	PVT
建議價格	19.10
目前價格	19.10
短期趨勢	上漲
中期趨勢	GIAM
短期目標	22.14
與目前價格相比的短期上漲空間	15.90%
短期停損	17.83
Reward/ Risk	2.81
預期持有 (盤)	21
最佳分配比例	2.62%
建議	買進





短期建議列表



短期建議列表

股碼	股價	短期趨勢	中期趨勢	建議買進日期	T+交易	短期買進價格	Stop loss	報酬%	建議
KDC	62.20	上漲	上漲	17/02/2021	T+119	41.70	60.02	49.16%	持有
HAH	47.20	上漲	上漲	11/06/2021	T+37	28.24	39.94	67.14%	持有
MSN	136.20	上漲	上漲	01/07/2021	T+23	111.40	121.86	22.26%	持有
HDG	52.80	上漲	上漲	12/07/2021	T+16	45.80	49.07	15.28%	持有
SMC	46.70	上漲	上漲	19/07/2021	T+11	38.60	40.10	20.98%	持有
HDC	59.80	上漲	上漲	19/07/2021	T+11	53.00	55.63	12.83%	持有
CTR	81.80	上漲	上漲	19/07/2021	T+11	76.40	74.86	7.07%	持有
VCS	122.30	上漲	上漲	20/07/2021	T+10	113.70	111.35	7.56%	持有
GMD	47.30	上漲	上漲	21/07/2021	T+9	42.40	42.75	11.56%	持有
DGW	149.50	上漲	上漲	23/07/2021	T+7	141.40	135.90	5.73%	持有
DGC	97.10	上漲	上漲	23/07/2021	T+7	86.40	87.53	12.38%	持有
GIL	67.10	上漲	上漲	23/07/2021	T+7	62.00	61.44	8.23%	持有
KDH	40.30	上漲	上漲	23/07/2021	T+7	39.20	37.66	2.81%	持有
DCM	20.60	上漲	上漲	26/07/2021	T+6	18.40	18.09	11.96%	持有
FPT	95.60	上漲	上漲	27/07/2021	T+5	93.70	88.40	2.03%	持有
DIG	25.30	上漲	上漲	27/07/2021	T+5	24.65	23.36	2.64%	持有
DHC	88.60	上漲	上漲	28/07/2021	T+4	81.40	77.67	8.85%	持有
ELC	15.95	上漲	上漲	28/07/2021	T+4	14.70	14.73	8.50%	持有
OCB	24.30	上漲	上漲	29/07/2021	T+3	23.60	22.97	2.97%	持有

短期建議列表

股碼	股價	短期趨勢	中期趨勢	建議買進日期	T+交易	短期買進價格	Stop loss	報酬%	建議
PET	21.45	上漲	上漲	30/07/2021	T+2	21.30	19.30	0.70%	持有
HSG	37.40	上漲	上漲	02/08/2021	T+1	37.30	34.12	0.27%	持有
GVR	33.50	上漲	上漲	02/08/2021	T+1	33.70	30.48	-0.59%	持有
PVT	19.10	上漲	上漲	03/08/2021	T+0	19.10	18.85	0.00%	買進

聯繫

個人客戶分析部

Nguyễn Thế Minh

研究分析經理

+84 28 3622 6868 ext 3826

minh.nguyen@yuanta.com.vn

Quách Đức Khánh

高級分析專員

+84 28 3622 6868 ext 3833

khanh.quach@yuanta.com.vn

Phạm Tấn Phát

高級分析專員

+84 28 3622 6868 ext 3880

phat.pham@yuanta.com.vn

Lý Thị Hiền

研究分析主管

+84 28 3622 6868 ext 3908

hien.ly@yuanta.com.vn

Khổng Hữu Hiệp

高級分析專員

+84 28 3622 6868 ext 3912

hiep.khong@yuanta.com.vn

Nguyễn Trịnh Ngọc Hồng

高級分析專員

+84 28 3622 6868 ext 3832

hong.nguyen@yuanta.com.vn

Global Disclaimer

© 2020 Yuanta. All rights reserved. The information in this report has been compiled from sources we believe to be reliable, but we do not hold ourselves responsible for its completeness or accuracy. It is not an offer to sell or solicitation of an offer to buy any securities. All opinions and estimates included in this report constitute our judgment as of this date and are subject to change without notice.

This report provides general information only. Neither the information nor any opinion expressed herein constitutes an offer or invitation to make an offer to buy or sell securities or other investments. This material is prepared for general circulation to clients and is not intended to provide tailored investment advice and does not take into account the individual financial situation and objectives of any specific person who may receive this report. Investors should seek financial advice regarding the appropriateness of investing in any securities, investments or investment strategies discussed or recommended in this report. The information contained in this report has been compiled from sources believed to be reliable but no representation or warranty, express or implied, is made as to its accuracy, completeness or correctness. This report is not (and should not be construed as) a solicitation to act as securities broker or dealer in any jurisdiction by any person or company that is not legally permitted to carry on such business in that jurisdiction.

Yuanta research is distributed in the United States only to Major U.S. Institutional Investors (as defined in Rule 15a-6 under the Securities Exchange Act of 1934, as amended and SEC staff interpretations thereof). All transactions by a US person in the securities mentioned in this report 買進t be effected through a registered broker-dealer under Section 15 of the Securities Exchange Act of 1934, as amended. Yuanta research is distributed in Taiwan by Yuanta Securities Investment Consulting. Yuanta research is distributed in Hong Kong by Yuanta Securities (Hong Kong) Co. Limited, which is licensed in Hong Kong by the Securities and Futures Commission for regulated activities, including Type 4 regulated activity (advising on securities). In Hong Kong, this research report may not be redistributed, retransmitted or disclosed, in whole or in part or and any form or manner, without the express written consent of Yuanta Securities (Hong Kong) Co. Limited.