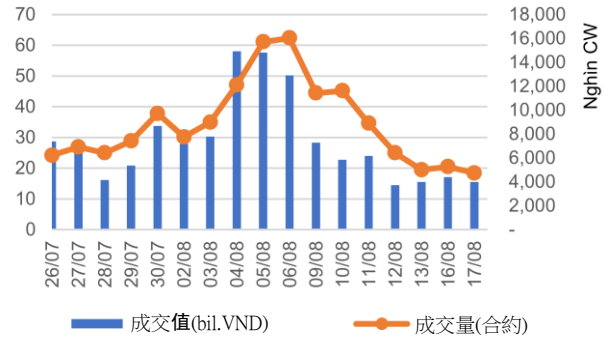


紅跌佔上風

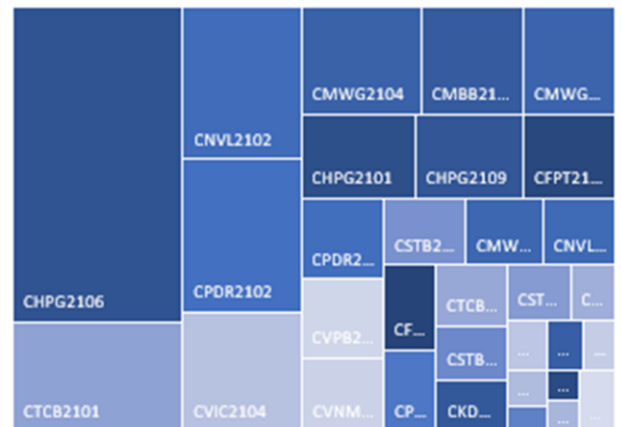
由於相關市場的獲利壓力增加，當天市場上的大多數認股權證下跌。不過，權證市場的獲利壓力並不大，多數在窄幅內震盪，權證市場的流動性也依然低迷。市場仍然缺乏估值合理的權證，這仍然是投資者仍然相當冷漠的主要原因，導致交易不活躍，流動性不高。我們建議投資者可以增加權重，但只關注估值合理的權證，只買進 STB、HPG、TCB、MWG、VPB 等短期趨勢積極的股票權證。

2021/08/18

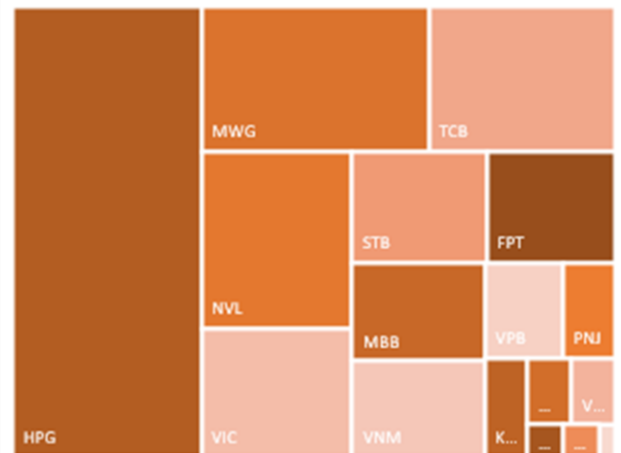
成交值和成交量



根據認股權證代碼分配成交值



根據標的股票代碼分配成交值



源自: YSVN



We Create Fortune

當日成交及相關指數

代碼	漲跌 (+/-%)	收盤	成交量 (合約)	成交值 (十億越盾)	現金 狀態	Premium	槓桿	剩餘 交易盤數	隱含 波動
CFPT2102	-0.7%	5,750	45,900	0.27	ITM	26.6%	2.16	103	116%
CFPT2103	0.0%	3,780	126,700	0.47	OTM	26.8%	2.18	101	89%
CHDB2101	-1.1%	1,880	30,300	0.06	ITM	9.9%	3.63	24	150%
CHPG2101	0.2%	6,110	93,900	0.58	ITM	41.5%	1.62	24	406%
CHPG2106	6.0%	9,030	359,400	3.24	ITM	35.4%	1.53	6	500%
CHPG2109	0.0%	8,600	63,900	0.55	OTM	26.2%	2.44	103	80%
CKDH2101	-6.7%	2,800	76,900	0.22	ITM	4.4%	3.24	24	130%
CMBB2103	-0.3%	3,500	188,400	0.67	OTM	28.2%	2.19	101	82%
CMSN2101	-3.0%	2,260	19,800	0.04	ITM	8.6%	2.95	24	176%
CMSN2102	-4.2%	1,610	70,800	0.11	ITM	7.2%	4.01	24	125%
CMWG2104	-2.0%	6,220	125,000	0.78	ITM	16.1%	2.33	153	89%
CMWG2105	-7.0%	4,810	120,500	0.60	ITM	0.0%	4.42	6	0%
CMWG2106	-1.6%	3,150	98,700	0.31	OTM	24.5%	2.59	101	82%
CNVL2101	-0.7%	4,490	67,600	0.29	ITM	5.8%	1.97	24	232%
CNVL2102	-4.8%	1,800	629,200	1.09	ITM	12.3%	4.72	27	131%
CPDR2101	-13.7%	1,260	307,200	0.40	ITM	4.4%		6	94%
CPDR2102	-3.6%	2,710	398,400	1.09	ITM	12.4%		27	107%
CPNJ2104	1.2%	1,730	152,000	0.26	OTM	28.6%	2.36	101	77%
CSBT2101	4.8%	1,100	58,300	0.06	OTM	40.6%	0.48	24	254%
CSTB2101	-2.0%	5,000	45,200	0.23	ITM	6.1%	3.00	24	154%
CSTB2104	-3.7%	7,320	43,500	0.33	ITM	0.2%	4.12	6	99%
CSTB2105	-1.4%	7,300	29,100	0.21	ITM	23.7%	2.43	103	95%
CTCB2101	-0.1%	23,800	47,500	1.13	ITM	2.8%	2.24	33	140%
CTCB2104	-0.5%	4,300	58,600	0.26	ITM	2.1%	6.19	6	125%
CTCH2101	-9.3%	490	25,600	0.01	OTM	39.8%	0.43	24	158%
CVHM2101	-6.8%	2,050	75,000	0.15	ITM	25.8%	2.31	24	235%
CVIC2101	-4.8%	1,190	51,100	0.06	OTM	52.4%	0.02	24	270%
CVIC2103	-6.3%	590	148,300	0.09	OTM	79.7%	0.00	27	221%
CVIC2104	-1.8%	2,210	380,300	0.86	OTM	47.7%	0.73	101	121%
CVNM2101	-7.8%	470	53,800	0.02	OTM	49.4%	0.00	24	175%
CVNM2104	-1.8%	560	93,900	0.05	OTM	20.1%	0.76	17	110%
CVNM2105	-6.5%	430	270,400	0.12	OTM	41.6%	0.02	27	150%
CVNM2106	-1.3%	2,950	33,200	0.10	OTM	28.5%	2.08	105	80%
CVNM2107	0.6%	1,690	220,600	0.37	OTM	28.7%	2.00	101	89%
CVPB2104	-3.5%	5,540	69,500	0.39	ITM	0.8%	3.92	6	141%
CVRE2101	-13.7%	440	57,900	0.02	OTM	29.5%	0.81	24	111%
CFPT2102	-0.7%	5,750	45,900	0.27	ITM	26.6%	2.16	103	116%
CFPT2103	0.0%	3,780	126,700	0.47	OTM	26.8%	2.18	101	89%
CHDB2101	-1.1%	1,880	30,300	0.06	ITM	9.9%	3.63	24	150%
CHPG2101	0.2%	6,110	93,900	0.58	ITM	41.5%	1.62	24	406%
CHPG2106	6.0%	9,030	359,400	3.24	ITM	35.4%	1.53	6	500%
CHPG2109	0.0%	8,600	63,900	0.55	OTM	26.2%	2.44	103	80%
CKDH2101	-6.7%	2,800	76,900	0.22	ITM	4.4%	3.24	24	130%
CMBB2103	-0.3%	3,500	188,400	0.67	OTM	28.2%	2.19	101	82%
CMSN2101	-3.0%	2,260	19,800	0.04	ITM	8.6%	2.95	24	176%
CMSN2102	-4.2%	1,610	70,800	0.11	ITM	7.2%	4.01	24	125%
CMWG2104	-2.0%	6,220	125,000	0.78	ITM	16.1%	2.33	153	89%
CMWG2105	-7.0%	4,810	120,500	0.60	ITM	0.0%	4.42	6	0%

We Create Fortune

CMWG2106	-1.6%	3,150	98,700	0.31	OTM	24.5%	2.59	101	82%
CNVL2101	-0.7%	4,490	67,600	0.29	ITM	5.8%	1.97	24	232%

源自: Fiinpro, YSVN

Premium = (行使價格 + 認股權證價格 x 轉換率) - 標的證券的目前價格 (盈虧平衡價格與標的證券的目前價格之差)。

槓桿 (Effective gearing) 越高，按標的證券的波動率就越大。

為了限制風險，投資者應選擇具有現金狀態 (ITM)，Premium 或隱含波動率偏低的認股權證。此外，投資者也應優先對具有偏長 (兩週以上) 的剩餘交易盤數 (直至到期日) 的權證進行交易，以限制風險。

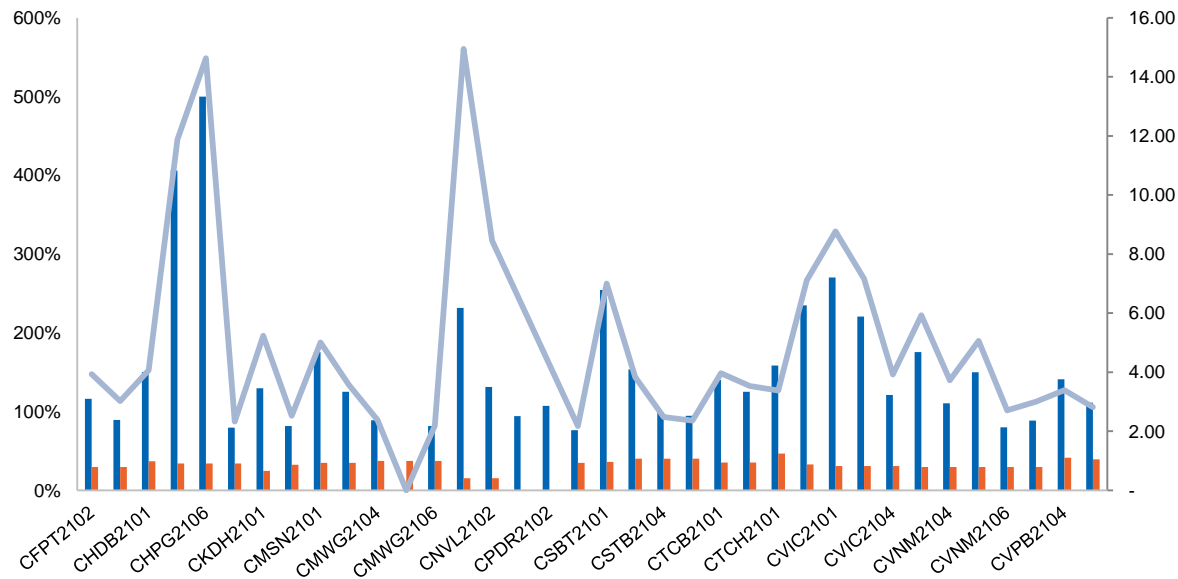
標的股票的技術建議綜合表

代碼	建議價格	目前價格	短期趨勢	中期趨勢	短期目標	與目前價格 相比的短期 上漲空間	短期停損	Reward/Risk
CTD	63.00	67.10	上漲	上漲	70.82	12%	64.04	(7.52)
DPM	21.80	36.00	上漲	上漲	23.81	9%	32.74	(0.18)
FPT	93.70	93.80	上漲	上漲	105.60	13%	92.71	11.98
HDB	34.90	35.75	上漲	上漲	38.02	9%	33.80	2.84
HPG	48.80	50.40	上漲	上漲	56.35	15%	47.06	4.35
MBB	29.70	31.20	上漲	上漲	33.57	13%	28.66	3.73
MSN	111.40	132.50	上漲	上漲	127.09	14%	131.16	(0.79)
MWG	173.00	169.90	上漲	上漲	200.30	16%	165.33	3.56
NVL		103.20	下跌	上漲			108.06	-
PNJ		95.50	下跌	上漲			96.78	-
REE	55.00	56.60	上漲	上漲	64.11	17%	54.10	10.16
ROS	5.42	5.29	上漲	上漲	10.79	99%	4.99	12.45
STB	30.65	30.15	上漲	上漲	34.97	14%	28.73	2.25
TCB	54.00	53.30	上漲	上漲	59.13	10%	50.28	1.38
VHM	113.90	111.00	下跌	上漲	125.11	10%	112.99	12.33
VIC	114.50	98.90	上漲	上漲	130.63	14%	96.52	0.90
VJC	119.50	117.30	上漲	上漲	130.05	9%	113.61	1.79
VNM	88.90	89.30	上漲	下跌	98.54	11%	87.90	9.65
VPB	61.80	65.10	上漲	上漲	74.75	21%	61.66	90.29
VRE	28.60	28.05	上漲	上漲	32.11	12%	26.92	2.10

源自: YSVN

We Create Fortune

認股權證的隱含波動 VS 標的股票過去期間的波動



源自: YSVN

(*) 橙色列是標的股票過去期間的波動；藍色列是認股權證的隱含波動。

(*) 投資者可使用“隱含波動”來比較同一標的股票的認股權證。隱含波動率越大，對標的股票的價格變動率期望就越高（換句話說，隱含波動率越大，認股權證就越昂貴）。

認股權證訊息

認股權證代碼	發行商	期限	轉換率	發行價格	發行量	行使價格	最後交易日
CFPT2102	VCI	6 月	5.00000 : 1	4,000	1,000,000	90,000	07/01/2022
CFPT2103	HCM	6 月	5.00000 : 1	3,000	5,000,000	100,000	05/01/2022
CHDB2101	KISVN	9 月	5.00000 : 1	1,000	2,000,000	29,888	20/09/2021
CHPG2101	KISVN	9 月	4.00000 : 1	1,050	2,000,000	46,888	20/09/2021
CHPG2106	MBS	4.5 月	2.00000 : 1	4,100	3,000,000	50,200	25/08/2021
CHPG2109	VCI	6 月	1.00000 : 1	4,000	1,000,000	55,000	07/01/2022
CKDH2101	KISVN	9 月	4.54550 : 1	1,000	2,000,000	30,302	20/09/2021
CMBB2103	HCM	6 月	1.48150 : 1	3,000	5,000,000	34,815	05/01/2022
CMSN2101	KISVN	9 月	19.82940 : 1	1,000	2,000,000	99,146	20/09/2021
CMSN2102	KISVN	9 月	19.82940 : 1	1,000	2,000,000	110,163	20/09/2021
CMWG2104	ACBS	12 月	10.00000 : 1	2,400	2,000,000	135,000	18/03/2022
CMWG2105	MBS	4.5 月	8.00000 : 1	2,950	2,500,000	131,500	25/08/2021
CMWG2106	HCM	6 月	10.00000 : 1	3,000	5,000,000	180,000	05/01/2022
CNVL2101	KISVN	9 月	11.65980 : 1	1,000	2,000,000	56,840	20/09/2021
CNVL2102	KISVN	5 月	11.79250 : 1	1,100	3,000,000	94,633	23/09/2021
CPDR2101	KISVN	4 月	5.00000 : 1	1,100	5,000,000	88,888	25/08/2021
CPDR2102	KISVN	5 月	5.00000 : 1	1,100	5,000,000	88,999	23/09/2021
CPNJ2104	HCM	6 月	8.00000 : 1	2,400	5,000,000	109,000	05/01/2022
CSBT2101	KISVN	9 月	5.00000 : 1	1,100	2,000,000	24,666	20/09/2021
CSTB2101	KISVN	9 月	2.00000 : 1	1,000	2,000,000	21,999	20/09/2021
CSTB2104	MBS	4.5 月	1.00000 : 1	4,000	2,500,000	22,900	25/08/2021
CSTB2105	VCI	6 月	1.00000 : 1	4,000	1,000,000	30,000	07/01/2022



We Create Fortune

CTCB2101	ACBS	9 月	1.00000 : 1	5,000	1,000,000	31,000	01/10/2021
CTCB2104	MBS	4.5 月	2.00000 : 1	2,000	2,000,000	45,800	25/08/2021
CTCH2101	KISVN	9 月	4.00000 : 1	1,000	2,000,000	24,666	20/09/2021
CVHM2101	KISVN	9 月	16.00000 : 1	1,100	2,000,000	106,888	20/09/2021
CVIC2101	KISVN	9 月	20.00000 : 1	1,000	2,000,000	126,888	20/09/2021
CVIC2103	KISVN	5 月	20.00000 : 1	1,100	3,000,000	165,899	23/09/2021
CVIC2104	HCM	6 月	10.00000 : 1	2,000	5,000,000	124,000	05/01/2022
CVNM2101	KISVN	9 月	19.57340 : 1	1,100	2,000,000	124,181	20/09/2021
CVNM2104	MBS	5 月	9.87710 : 1	1,480	2,000,000	101,734	09/09/2021
CVNM2105	KISVN	5 月	19.75420 : 1	1,100	5,000,000	117,931	23/09/2021
CVNM2106	VCI	6 月	5.00000 : 1	4,000	1,000,000	100,000	11/01/2022
CVNM2107	HCM	6 月	10.00000 : 1	1,500	5,000,000	98,000	05/01/2022
CVPB2104	MBS	4.5 月	3.00000 : 1	2,500	2,000,000	49,000	25/08/2021
CVRE2101	KISVN	9 月	4.00000 : 1	1,200	2,000,000	34,567	20/09/2021
CFPT2102	VCI	6 月	5.00000 : 1	4,000	1,000,000	90,000	07/01/2022
CFPT2103	HCM	6 月	5.00000 : 1	3,000	5,000,000	100,000	05/01/2022
CHDB2101	KISVN	9 月	5.00000 : 1	1,000	2,000,000	29,888	20/09/2021
CHPG2101	KISVN	9 月	4.00000 : 1	1,050	2,000,000	46,888	20/09/2021
CHPG2106	MBS	4.5 月	2.00000 : 1	4,100	3,000,000	50,200	25/08/2021
CHPG2109	VCI	6 月	1.00000 : 1	4,000	1,000,000	55,000	07/01/2022
CKDH2101	KISVN	9 月	4.54550 : 1	1,000	2,000,000	30,302	20/09/2021
CMBB2103	HCM	6 月	1.48150 : 1	3,000	5,000,000	34,815	05/01/2022
CMSN2101	KISVN	9 月	19.82940 : 1	1,000	2,000,000	99,146	20/09/2021
CMSN2102	KISVN	9 月	19.82940 : 1	1,000	2,000,000	110,163	20/09/2021
CMWG2104	ACBS	12 月	10.00000 : 1	2,400	2,000,000	135,000	18/03/2022
CMWG2105	MBS	4.5 月	8.00000 : 1	2,950	2,500,000	131,500	25/08/2021
CMWG2106	HCM	6 月	10.00000 : 1	3,000	5,000,000	180,000	05/01/2022
CNVL2101	KISVN	9 月	11.65980 : 1	1,000	2,000,000	56,840	20/09/2021
CNVL2102	KISVN	5 月	11.79250 : 1	1,100	3,000,000	94,633	23/09/2021

源自：FiinPro, YSVN



We Create **Fortune**

元大證券（越南）公司

個人客戶分析部

Nguyễn Thế Minh

研究分析經理

+84 28 3622 6868 ext 3826

minh.nguyen@yuanta.com.vn

Lý Thị Hiền

研究分析主管

+84 28 3622 6868 ext 3908

hien.ly@yuanta.com.vn

Quách Đức Khánh

高級分析專員

+84 28 3622 6868 ext 3833

khanh.quach@yuanta.com.vn

Nguyễn Trịnh Ngọc Hồng

高級分析專員

+84 28 3622 6868 ext 3832

hong.nguyen@yuanta.com.vn

Phạm Tấn Phát

高級分析專員

+84 28 3622 6868 ext 3880

phat.pham@yuanta.com.vn

個人客戶業務部

Nguyễn Thanh Tùng

總公司業務經理

+84 28 3622 6868 ext 3609

tung.nguyen@yuanta.com.vn

Phạm Đắc Thành

北部區域經理

+84 28 3622 6868 ext 3416

thanh.pham@yuanta.com.vn

Nguyễn Mạnh Hoat

南部區域經理（胡志明市）

+84 28 3622 6868 ext 3847

hoat.nguyen@yuanta.com.vn

Lương Kỳ Ty

堤岸分行經理

+84 28 3622 6868 ext 3653

ty.luong@yuanta.com.vn

Bùi Quốc Phong

同奈分行經理

+84 28 3622 6868 ext 3701

phong.bui@yuanta.com.vn

Võ Thị Thu Thủy

平陽分行經理

+84 28 3622 6868 ext 3505

thuy.vo@yuanta.com.vn

Nguyễn Việt Quang

河內分行經理

+84 28 3622 6868 ext 3404

quang.nguyen@yuanta.com.vn

Võ Đình Tuấn

峴港分行經理

+84 28 3622 6868 ext 3301

tuan.vo@yuanta.com.vn

Đinh Thị Thu Cúc

頭頓分行經理

+84 28 3622 6868 ext 3203

cuc.dinh@yuanta.com.vn



Appendix A: Important Disclosures

Analyst Certification

Each research analyst primarily responsible for the content of this research report, in whole or in part, certifies that with respect to each security or issuer that the analyst covered in this report: (1) all of the views expressed accurately reflect his or her personal views about those securities or issuers; and (2) no part of his or her compensation was, is, or will be, directly or indirectly, related to the specific recommendations or views expressed by that research analyst in the research report.

Ratings Definitions

BUY: We have a positive outlook on the stock based on our expected absolute or relative return over the investment period. Our thesis is based on our analysis of the company's outlook, financial performance, catalysts, valuation and risk profile. We recommend investors add to their position.

HOLD-Outperform: In our view, the stock's fundamentals are relatively more attractive than peers at the current price. Our thesis is based on our analysis of the company's outlook, financial performance, catalysts, valuation and risk profile.

HOLD-Underperform: In our view, the stock's fundamentals are relatively less attractive than peers at the current price. Our thesis is based on our analysis of the company's outlook, financial performance, catalysts, valuation and risk profile.

SELL: We have a negative outlook on the stock based on our expected absolute or relative return over the investment period. Our thesis is based on our analysis of the company's outlook, financial performance, catalysts, valuation and risk profile. We recommend investors reduce their position.

Under Review: We actively follow the company, although our estimates, rating and target price are under review.

Restricted: The rating and target price have been suspended temporarily to comply with applicable regulations and/or Yuanta policies.

Note: Yuanta research coverage with a Target Price is based on an investment period of 12 months. Greater China Discovery Series coverage does not have a formal 12-month Target Price and the recommendation is based on an investment period specified by the analyst in the report.

Global Disclaimer

© 2020 Yuanta. All rights reserved. The information in this report has been compiled from sources we believe to be reliable, but we do not hold ourselves responsible for its completeness or accuracy. It is not an offer to sell or solicitation of an offer to buy any securities. All opinions and estimates included in this report constitute our judgment as of this date and are subject to change without notice.

This report provides general information only. Neither the information nor any opinion expressed herein constitutes an offer or invitation to make an offer to buy or sell securities or other investments. This material is prepared for general circulation to clients and is not intended to provide tailored investment advice and does not take into account the individual financial situation and objectives of any specific person who may receive this report. Investors should seek financial advice regarding the appropriateness of investing in any securities, investments or investment strategies discussed or recommended in this report. The information contained in this report has been compiled from sources believed to be reliable but no representation or warranty, express or implied, is made as to its accuracy, completeness or correctness. This report is not (and should not be construed as) a solicitation to act as securities broker or dealer in any jurisdiction by any person or company that is not legally permitted to carry on such business in that jurisdiction.

Yuanta research is distributed in the United States only to Major U.S. Institutional Investors (as defined in Rule 15a-6 under the Securities Exchange Act of 1934, as amended and SEC staff interpretations thereof). All transactions by a US person in the securities mentioned in this report must be effected through a registered broker-dealer under Section 15 of the Securities Exchange Act of 1934, as amended. Yuanta research is distributed in Taiwan by Yuanta Securities Investment Consulting. Yuanta research is distributed in Hong Kong by Yuanta Securities (Hong Kong) Co. Limited, which is licensed in Hong Kong by the Securities and Futures Commission for regulated activities, including Type 4 regulated activity (advising on securities). In Hong Kong, this research report may not be redistributed, retransmitted or disclosed, in whole or in part or any form or manner, without the express written consent of Yuanta Securities (Hong Kong) Co. Limited.