

當日市場：指數因流動性改善而反彈上漲

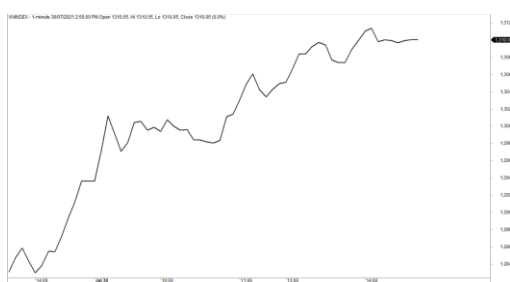
2021/08/02

市場走勢

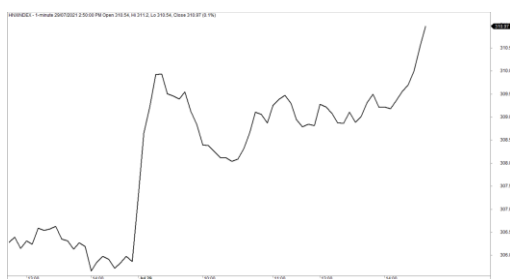
市場指數	VNI	HNI	UPCOM
收盤	1,310.05	314.85	86.93
%日	1.27%	1.25%	0.92%
%週	3.25%	4.33%	3.03%
%月	-6.99%	-2.62%	-3.68%
%年	63.53%	191.26%	58.46%
成交值(Bil.VND)			
當日	21,553	2,824	1,435
日均量/週	16,807	2,176	1,106
日均量/月	20,456	2,740	1,218
外資進出			
買進	1,892.96	43.20	42.28
賣出	1,443.25	14.03	22.49
買賣超	449.71	29.18	19.78
市場漲跌家數			
上漲	235	115	198
下跌	96	79	156
持平	66	174	549
市場指標			
P/E	16.13	16.44	20.90
總市值 (兆盾)	4,956	417	1,172
股息殖利 ²	0.81%	2.20%	5.03%

資料源: Bloomberg - YSVN

VNINDEX



HNIINDEX



市場走勢

指數繼續連續第 5 個交易日回升。VN-Index 收漲 1.27%，報 1,310.05 點。HNX-Index 也有同樣的走勢，上漲 1.25%，收止於 314.85 點；Upcom-Index 上漲 0.92%。3 個市場的交易額繼續積極回升，達到 23 兆 8500 億越南盾。

銀行股繼續復甦，以 LPB (+6.2%)、VPB (+5.7%)、ACB (+5.9%)、STB (+2%)、MBB (+1.8%) 等股票支撐著市場。除了銀行股外，食品飲料和零售如 MSN (+4.9%)、PNJ (+3%) 也錄得強勁的漲勢。中型股的許多股票也出現了強勁的復甦，例如 NLG (+4%)、SCR (+6.6%)、DPM (+5.1%)、DCM (+4.7%)、VCI (+4.3%)、GMD (+2.1%) 等。

外資買超超過 4980 億越南盾。其中，他們積極買進 SSI (1770 億)、STB (1260 億)、MSN (1020 億) 在淨購買方面領先。另一方面，SAB (450 億)、VNM (420 億)、E1VFN30 (420 億) 領先在賣超列表。

市場短期觀點

我們認為本週首個交易日大市仍可維持上漲的動力，而 VN-Index 可能將測試 1,315-1,320 點的價格區間。積極的是，VNMidcaps 和 VNSmallcaps 的短期趨勢前景更為樂觀，表明短期現金流增加，短期風險繼續降低。同時，短期情緒指標繼續強勁上漲，表明短期的兌付機會繼續增加。

整體市場的短期趨勢已從下跌轉為中立。因此，我們建議短線投資者可以考慮逐步增加持股比例至 50% 以下的股票，現階段不要使用槓桿。

根據周線圖，中期趨勢仍為中立。與此同時，市場仍處於積累階段。因此，我們建議中期投資者可以繼續持有當前水平的股票權重。

請在 <https://ysradar.yuanta.com.vn/> 查看有關股票的信號。



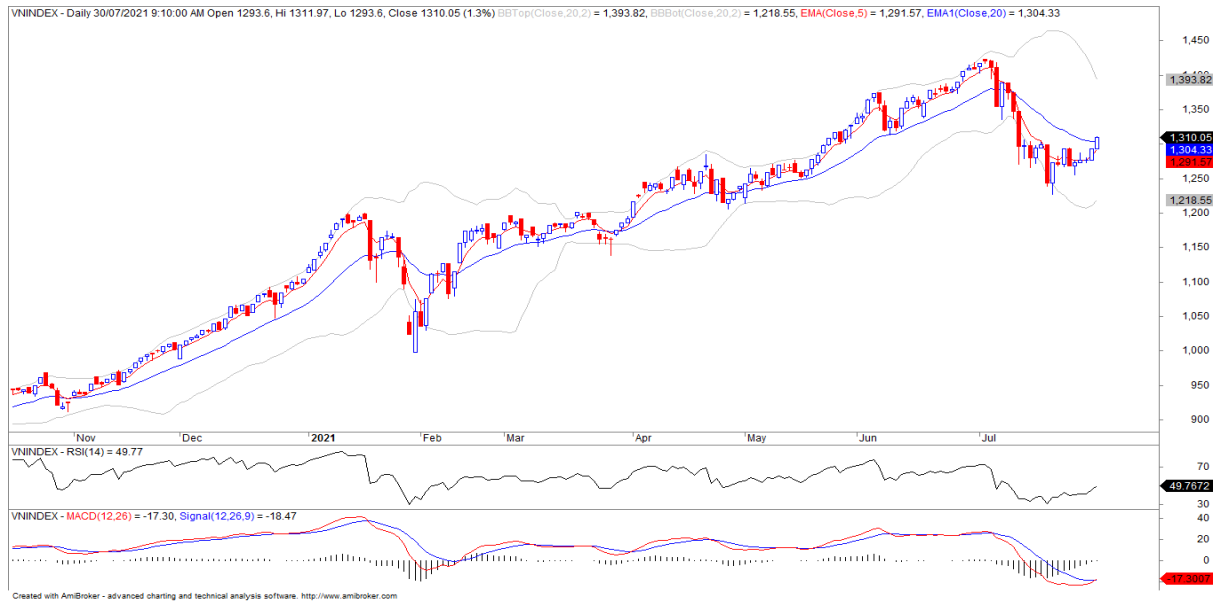
We Create Fortune

熱點股票技術分析

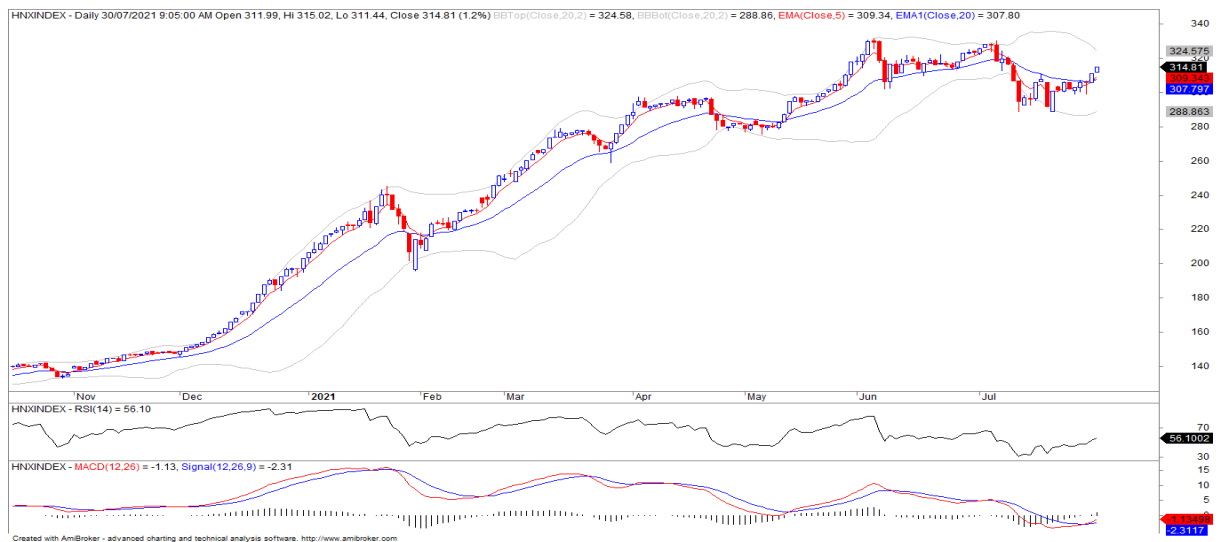


We Create Fortune

技術分析圖



指數技術分析圖 VN-Index



指數技術分析圖 HNX-Index

指數	短期趨勢	中期趨勢	阻力區 1	阻力區 2	支撐區 1	支撐區 2
VN-Index	中立	中立	1315	1410	1210	970
HNX-Index	中立	中立	314	333	300	180
VN30	中立	中立	1494	1550	1445	960
VNMidcaps	中立	中立	1,730	1800	1650	963
VNSmallcaps	上漲	中立	1430	1450	1400	804



We Create **Fortune**

胡志明市交易所 (HSX)

	收盤	漲跌%
VNI	1310.05	1.27%
VN30	1447.23	1.38%
VN Mid	1589.25	1.42%
VN Small	1326.33	0.96%

外資交易	成交值 (Bil.VND)
買進	1892.96
賣出	1443.25
買超/賣超	449.71

上漲排名/ 股碼	漲跌(VND)	漲跌%
VPI	2550	6.99%
NTL	1900	6.99%
HVN	1400	6.97%
CMG	2750	6.93%
VOS	500	6.88%

下跌排名/ 股碼	漲跌(VND)	漲跌%
PSH	-1450	-6.78%
AGG	-1900	-3.43%
TDP	-600	-2.17%
CTF	-400	-1.93%
TTA	-250	-1.77%

*備註：市值>5,000 億盾；成交值>15 億盾

市值排名/ 股碼	Bil.VND
VCB	363,470
VIC	362,597
VHM	356,254
HPG	211,569
VNM	179,945

交易量排名/ 股碼	成交值	30 日均
ACB	40,589,700	10,060,850
STB	32,248,600	31,526,573
HPG	23,592,200	32,870,523
CTG	20,799,300	17,400,077
MBB	19,015,900	18,891,432

資料源: Bloomberg & Yuanta Research

河內交易所 (HSX)

	收盤	漲跌%
HNI	314.85	1.25%
HN30	503.85	1.93%
VNX AllSh	1343.9	1.36%

外資交易	成交值 (Bil.VND)
買進	43.20
賣出	14.03
買超/賣超	29.18

上漲排名/ 股碼	漲跌(VND)	漲跌%
NRC	1700	10.00%
TIG	1100	9.57%
VC3	1700	9.19%
NVB	1600	7.66%
BCC	600	5.88%

下跌排名/ 股碼	漲跌(VND)	漲跌%
SCI	-1500	-4.93%
PAN	-600	-2.27%
IDJ	-300	-2.04%
S99	-300	-1.83%
TVC	-200	-1.50%

市值排名/ 股碼	Bil.VND
THD	73,115
SHB	53,530
VND	19,778
VCS	18,992
BAB	16,437

交易量排名/ 股碼	成交值	30 日均
SHB	17,537,395	20,259,496
VND	13,201,108	7,934,250
PVS	7,733,892	11,423,647
NVB	6,353,695	5,067,573
SHS	6,006,714	6,755,299

資料源: Bloomberg & Yuanta Research

UPCOM 市場 (UPCoM)

	收盤	漲跌%
UPCoM	86.93	0.92%

外資交易	成交值 (Bil.VND)
買進	42.28
賣出	22.49
買超/賣超	19.78

上漲排名/ 股碼	漲跌(VND)	漲跌%
PPH	3295	13.84%
PGB	1221	6.43%
SWC	1304	4.72%
SBS	548	4.61%
AAS	523	4.22%

下跌排名/ 股碼	漲跌(VND)	漲跌%
PVX	-51	-2.83%
HTM	-417	-2.24%
APF	-1031	-2.10%
ABI	-1055	-1.90%
PXL	-133	-1.64%

市值排名/ 股碼	Bil.VND
ACV	162,681
MCH	89,465
BSR	59,086
VEA	57,471
GE2	38,590

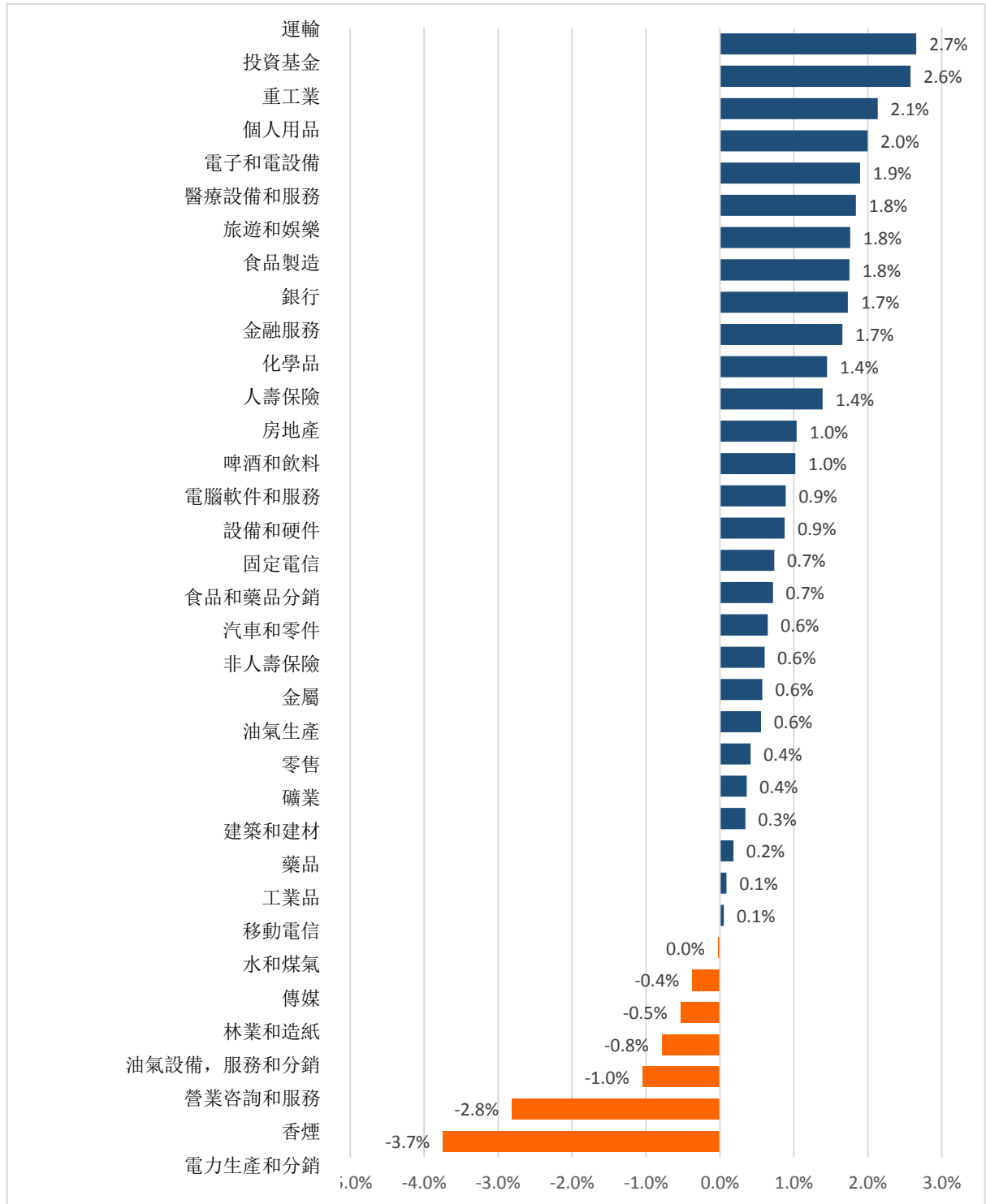
交易量排名/ 股碼	成交值	30 日均
VAB	12,508,337	877,771
HTM	10,576,047	28,786
BSR	9,712,219	14,492,018
HVG	7,426,075	1,390,566
DPS	7,178,137	426,149

資料源: Bloomberg & Yuanta Research



We Create Fortune

各行業板塊的交易走勢



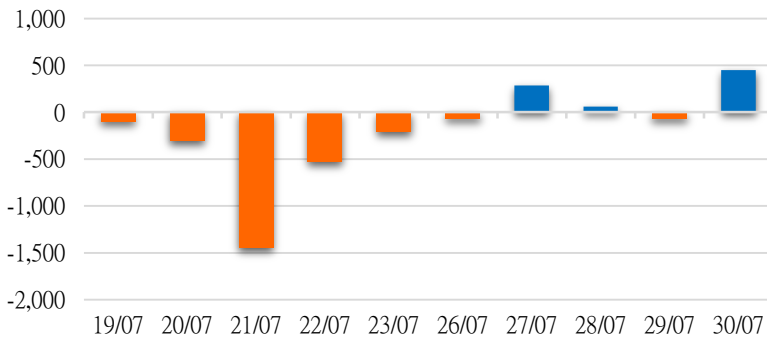
資料源: FimPro - YSVN



We Create Fortune

外資買進賣統計

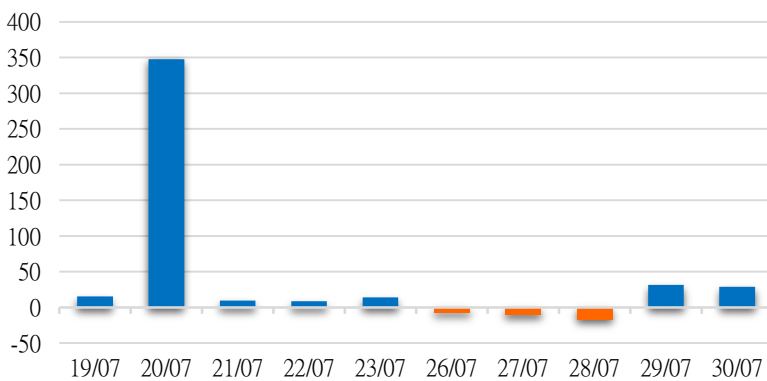
HSX 外資每日買/賣超



證券代碼	買超金額 (百萬盾)	證券代碼	賣超金額 (百萬盾)
SSI	177,320	SAB	44,814
STB	126,180	VNM	41,828
MSN	102,127	E1VFN30	41,740
CTG	89,038	VRE	33,684
MBB	61,885	DCM	23,501

HSX 外資買/賣超的前 5 名

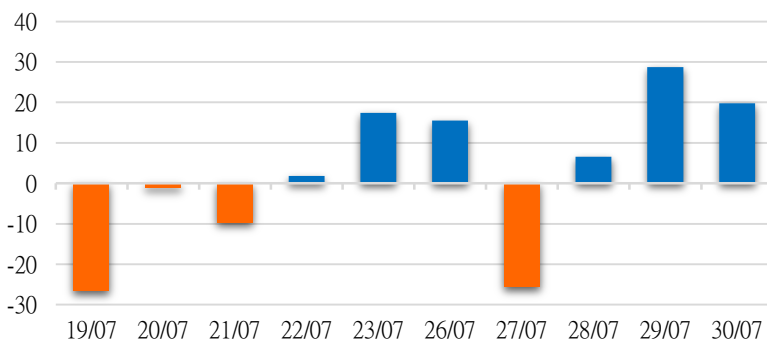
HNX 外資每日買/賣超



證券代碼	買超金額 (百萬盾)	證券代碼	賣超金額 (百萬盾)
VND	18,846	VCS	1,514
DXS	5,423	APS	995
NSC	3,644	EVS	519
SHB	1,443	NBP	424
PVI	937	LAS	360

HNX 外資買/賣超的前 5 名

UPCOM外資每日買/賣超



證券代碼	買超金額 (百萬盾)	證券代碼	賣超金額 (百萬盾)
VEA	21,656	QNS	8,052
ACV	3,175	MSR	1,927
MCH	1,017	MLS	864
ABI	366	CTR	621
HPP	214	MML	393

UPCOM 外資買/賣超的前 5 名

源: FiinPro - YSVN



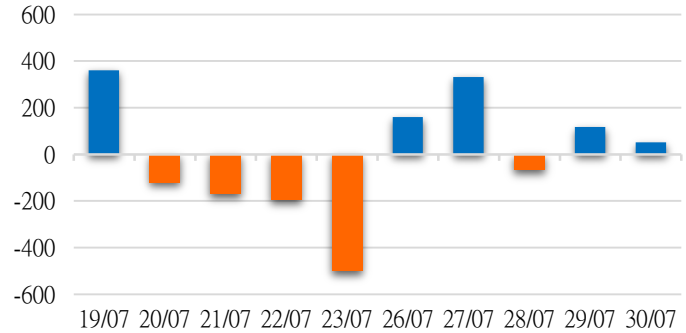
We Create **Fortune**

自營統計

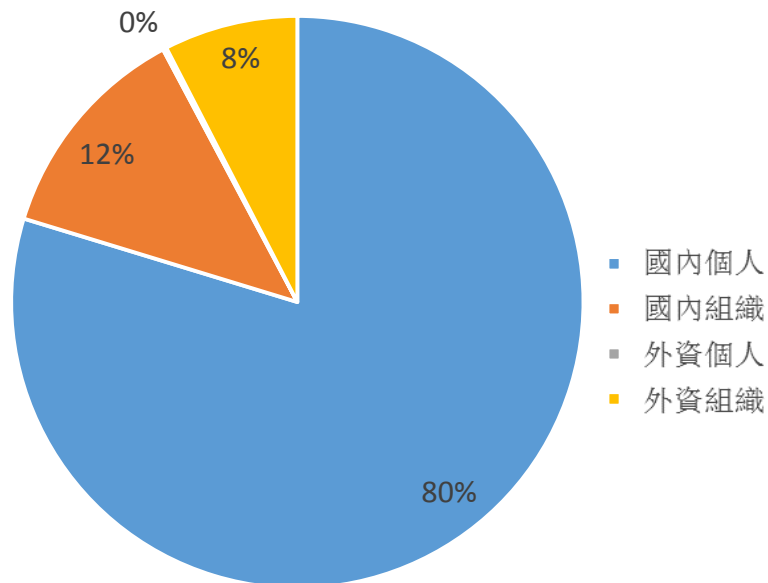
證券代碼	買超金額 (Mil.VND)	證券代碼	賣超金額 (Mil.VND)
NLG	89,217	HPG	53,596
PNJ	58,296	TCB	50,702
E1VFN30	40,137	KOS	47,190
REE	35,060	VPB	32,259
VIC	34,358	MWG	29,383

券商自營交易最大前名

券商自營交易每日買/賣超 (Bil.VND)



越南證券市場投資人類別統計

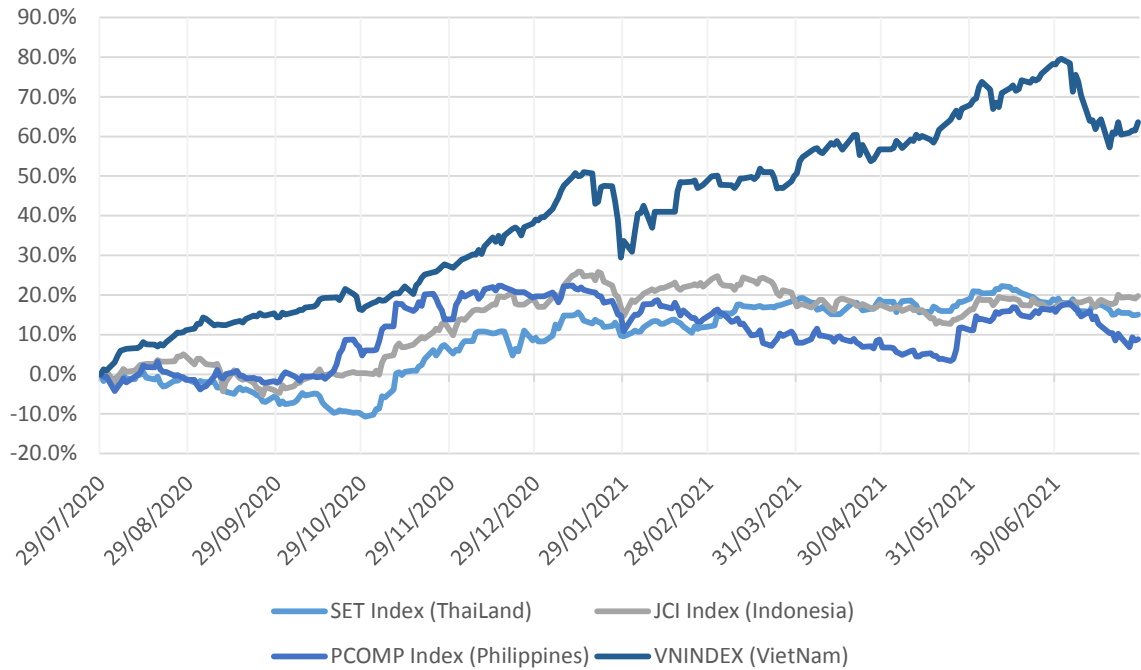


資料源: FiinPro - YSVN



We Create Fortune

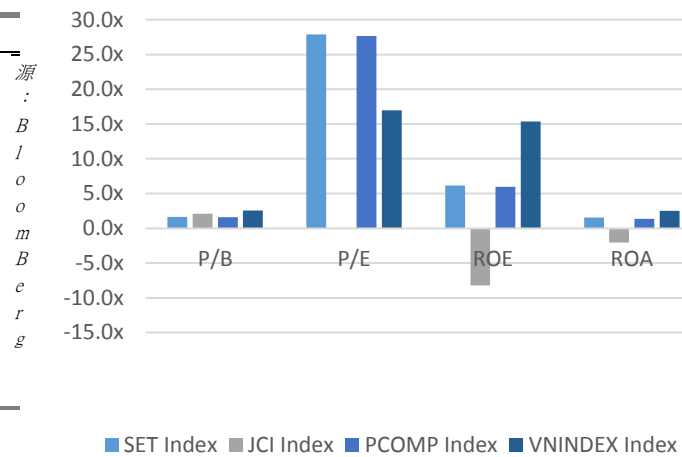
東南亞主要市場走勢比較



東南亞主要市場數據

		Thailand	Indonesia	Philippines	Vietnam
P/B		1.6x	2.1x	1.6x	2.6x
P/E		27.9x		27.8x	17.1x
ROE	%	6.17	(8.31)	5.95	15.45
ROA	%	1.55	(2.05)	1.34	2.53
Vốn hóa	Tỷ USD	535.33	497.69	162.84	208.73
GTGD	Triệu USD	1.93	0.72	0.06	0.50
LS cổ tức	%	2.41	1.99	1.68	1.31

& YSVN





We Create **Fortune**

元大證券（越南）公司

個人客戶分析部

Nguyễn Thế Minh
研究分析經理
+84 28 3622 6868 ext 3826
minh.nguyen@yuanta.com.vn

Quách Đức Khánh
高級分析專員
+84 28 3622 6868 ext 3833
khanh.quach@yuanta.com.vn

Nguyễn Trịnh Ngọc Hồng
分析專員
+84 28 3622 6868 ext 3832
hong.nguyen@yuanta.com.vn

Lý Thị Hiền
研究分析主管
+84 28 3622 6868 ext 3908
hien.ly@yuanta.com.vn

Phạm Tấn Phát
高級分析專員
+84 28 3622 6868 ext 3880
phat.pham@yuanta.com.vn

個人客戶業務部

Nguyễn Thanh Tùng
總公司業務經理
+84 28 3622 6868 ext 3609
tung.nguyen@yuanta.com.vn

Nguyễn Việt Quang
河內分行經理
+84 28 3622 6868 ext 3404
quang.nguyen@yuanta.com.vn

Bùi Quốc Phong
同奈分行經理
+84 28 3622 6868
phong.bui@yuanta.com.vn

Võ Đình Tuấn
峴港分行經理
+84 28 3622 6868 ext 3301
tuan.vo@yuanta.com.vn

Võ Thị Thu Thủy
平陽分行經理
+84 28 3622 6868 ext 3505
thuy.vo@yuanta.com.vn

Chung Kim Hoa
華人客戶部經理
+84 28 3622 6868 ext 3828
hoa.chung@yuanta.com.vn

Nguyễn Đức Hoàn
河內南部營業中心經理
+84 28 3622 6868 ext 3409
hoan.nguyen@yuanta.com.vn

Nguyễn Mạnh Hoạt
堤岸分行經理
+84 28 3622 6868 ext 3847
hoat.nguyen@yuanta.com.vn

Đinh Thị Thu Cúc
頭頓分行經理
+84 28 3622 6868 ext 3203
cuc.dinh@yuanta.com.vn



We Create **Fortune**

Appendix A: Important Disclosures

Analyst Certification

Each research analyst primarily responsible for the content of this research report, in whole or in part, certifies that with respect to each security or issuer that the analyst covered in this report: (1) all of the views expressed accurately reflect his or her personal views about those securities or issuers; and (2) no part of his or her compensation was, is, or will be, directly or indirectly, related to the specific recommendations or views expressed by that research analyst in the research report.

Ratings Definitions

BUY: We have a positive outlook on the stock based on our expected absolute or relative return over the investment period. Our thesis is based on our analysis of the company's outlook, financial performance, catalysts, valuation and risk profile. We recommend investors add to their position.

HOLD-Outperform: In our view, the stock's fundamentals are relatively more attractive than peers at the current price. Our thesis is based on our analysis of the company's outlook, financial performance, catalysts, valuation and risk profile.

HOLD-Underperform: In our view, the stock's fundamentals are relatively less attractive than peers at the current price. Our thesis is based on our analysis of the company's outlook, financial performance, catalysts, valuation and risk profile.

SELL: We have a negative outlook on the stock based on our expected absolute or relative return over the investment period. Our thesis is based on our analysis of the company's outlook, financial performance, catalysts, valuation and risk profile. We recommend investors reduce their position.

Under Review: We actively follow the company, although our estimates, rating and target price are under review.

Restricted: The rating and target price have been suspended temporarily to comply with applicable regulations and/or Yuanta policies.

Note: Yuanta research coverage with a Target Price is based on an investment period of 12 months. Greater China Discovery Series coverage does not have a formal 12 month Target Price and the recommendation is based on an investment period specified by the analyst in the report.

Global Disclaimer

© 2018 Yuanta. All rights reserved. The information in this report has been compiled from sources we believe to be reliable, but we do not hold ourselves responsible for its completeness or accuracy. It is not an offer to sell or solicitation of an offer to buy any securities. All opinions and estimates included in this report constitute our judgment as of this date and are subject to change without notice.

This report provides general information only. Neither the information nor any opinion expressed herein constitutes an offer or invitation to make an offer to buy or sell securities or other investments. This material is prepared for general circulation to clients and is not intended to provide tailored investment advice and does not take into account the individual financial situation and objectives of any specific person who may receive this report. Investors should seek financial advice regarding the appropriateness of investing in any securities, investments or investment strategies discussed or recommended in this report. The information contained in this report has been compiled from sources believed to be reliable but no representation or warranty, express or implied, is made as to its accuracy, completeness or correctness. This report is not (and should not be construed as) a solicitation to act as securities broker or dealer in any jurisdiction by any person or company that is not legally permitted to carry on such business in that jurisdiction.

Yuanta research is distributed in the United States only to Major U.S. Institutional Investors (as defined in Rule 15a-6 under the Securities Exchange Act of 1934, as amended and SEC staff interpretations thereof). All transactions by a US person in the securities mentioned in this report must be effected through a registered broker-dealer under Section 15 of the Securities Exchange Act of 1934, as amended. Yuanta research is distributed in Taiwan by Yuanta Securities Investment Consulting. Yuanta research is distributed in Hong Kong by Yuanta Securities (Hong Kong) Co. Limited, which is licensed in Hong Kong by the Securities and Futures Commission for regulated activities, including Type 4 regulated activity (advising on securities). In Hong Kong, this research report may not be redistributed, retransmitted or disclosed, in whole or in part or and any form or manner, without the express written