

當日市場：供應為市場的多數，指數小幅修正

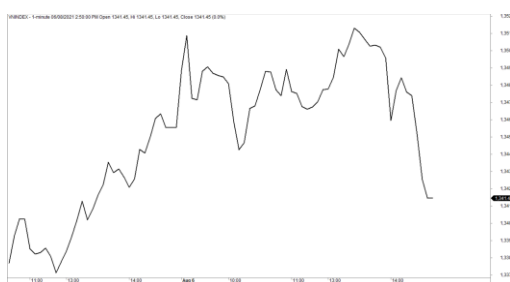
2021/08/06

市場走勢

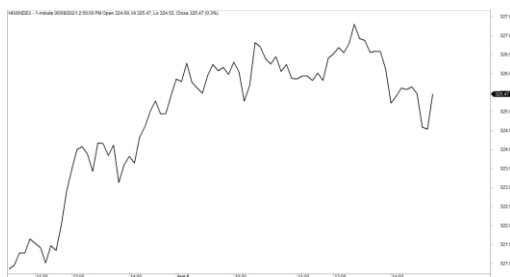
市場指數	VNI	HNI	UPCOM
收盤	1,341.45	325.46	88.28
%日	-0.30%	0.00%	0.40%
%週	2.40%	3.37%	1.55%
%月	-0.98%	2.18%	-0.89%
%年	59.69%	187.13%	57.31%
<b>成交值(Bil.VND)</b>			
當日	22,317	4,452	1,509
日均量/週	20,515	3,341	1,314
日均量/月	19,724	2,776	1,161
<b>外資進出</b>			
買進	1,127.57	523.70	31.46
賣出	1,091.52	519.28	17.01
買賣超	36.05	4.42	14.45
<b>市場漲跌家數</b>			
上漲	169	108	239
下跌	163	89	130
持平	65	171	534
<b>市場指標</b>			
P/E	16.43	16.73	20.22
總市值 (兆盾)	5,078	429	1,231
股息殖利 <sup>2</sup>	0.90%	2.14%	4.91%

資料源: Bloomberg - YSVN

VNINDEX



HNIINDEX



市場走勢

在早盤的震盪之後，午盤的壓倒性供應使得指數在長期反彈後下跌。VN-Index 收跌 0.3%，報 1,341.45 點。HNX-Index 收盤低於參考價；只有 Upcom-Index 上漲 0.4% 並收於 88.28 點。3 個市場的交易額達到 25 兆 2,960 億越南盾。

給市場帶來下跌壓力是來自藍籌股。拋售主要集中在 VPB、VCB、TCB、STB、ACB 等銀行股上，跌幅為 1-3%。藍籌股指數的籃子中有 20 檔股票下跌，8 檔上漲，表明廣度有所收窄。另一方面，VHM (+2%)、POW (+1.9%)、KDH (+1%)、PLX (+1%) 是保持積極的股票。

從行業看，物流板塊 (VOS、GMD、HAH、VNA)、中型的房地產股如 DIG、DXG、LDG、NDN，CEO 保持強勁漲勢。

外資保持買超的交易日，價值近 550 億越南盾。購買力集中在 SSI (1170 億)、STB (1000 億)、HPG (710 億)。另一方面，VNM (810 億)、GAS (620 億)、VRE (500 億) 領先賣超列表。

市場短期觀點

我們認為，VN -Index 可能會在本週的前幾個交易日繼續在 50 天移動平均線附近掙扎。同時，未來幾個交易日市場可能仍處於積累狀態，這種積累可能只發生在大型股中，而中小型股仍處於積極的強烈波動時期，表明現金流仍然主要集中在這兩類股票上。此外，情緒指標繼續強勁上升，表明新投資機會繼續增加，加強了市場的短期上漲趨勢。

建議短線投資者可繼續趁盤整的機會增加持股比例或買進新股票。

從周線圖來看，市場繼續進入積累狀態，大盤中期走勢維持中立。積極的是，VNSmallcaps 的中期趨勢已經轉為上漲。因此，我們建議中期投資者可繼續保持高水平的持股比例，並在下個交易週繼續觀察市場。

請在 <https://ysradar.yuanta.com.vn/> 查看有關股票的信號。



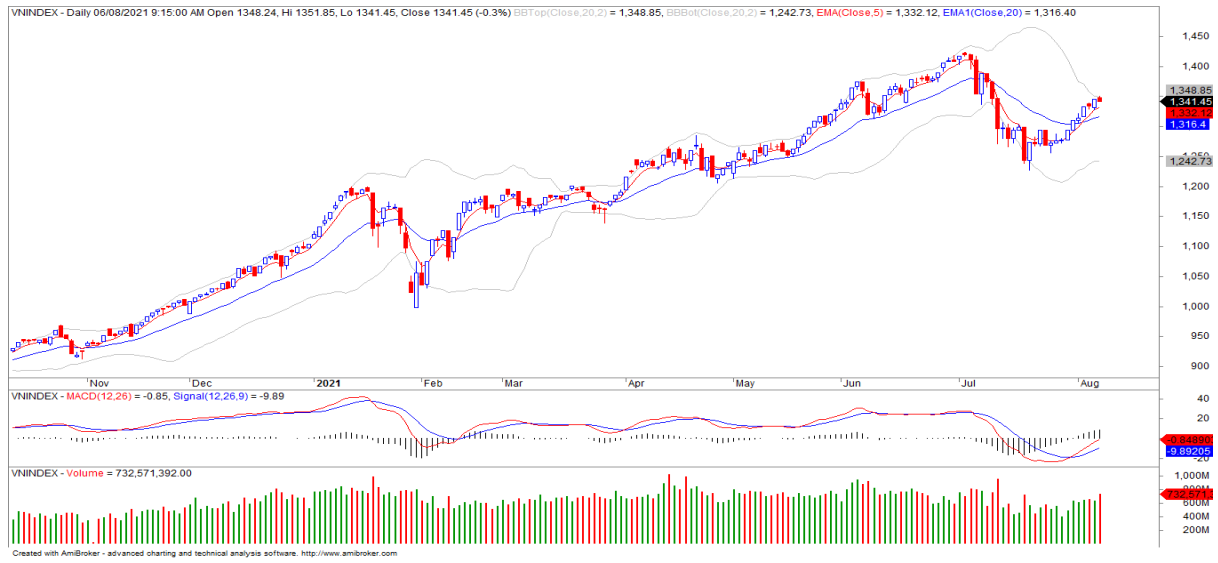
We Create Fortune

### 熱點股票技術分析

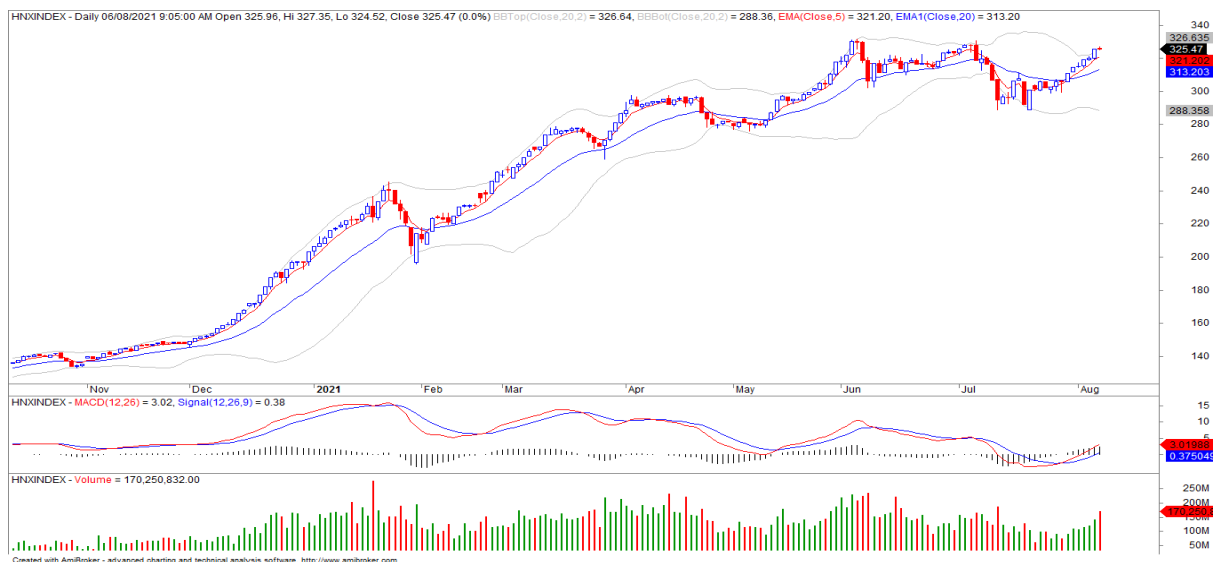


We Create Fortune

技術分析圖



指數技術分析圖 VN-Index



指數技術分析圖 HNX-Index

指數	短期趨勢	中期趨勢	阻力區 1	阻力區 2	支撐區 1	支撐區 2
VN-Index	上漲	中立	1374	1410	1210	970
HNX-Index	上漲	中立	314	333	300	180
VN30	上漲	中立	1494	1550	1445	960
VNMidcaps	上漲	中立	1,730	1800	1650	963
VNSmallcaps	上漲	上漲	1430	1450	1400	804

We Create Fortune

胡志明市交易所 (HSX)

	收盤	漲跌%
VNI	1341.45	-0.30%
VN30	1476.79	-0.65%
VN Mid	1624.43	-0.32%
VN Small	1396.75	0.48%

河內交易所 (HSX)

	收盤	漲跌%
HNI	325.46	0.00%
HN30	526.46	-0.09%
VNX AllSh	1375.37	-0.49%

UPCOM 市場 (UPCoM)

	收盤	漲跌%
UPCoM	88.28	0.40%

外資交易	成交值 (Bil.VND)
買進	1127.57
賣出	1091.52
買超/賣超	36.05

外資交易	成交值 (Bil.VND)
買進	523.70
賣出	519.28
買超/賣超	4.42

外資交易	成交值 (Bil.VND)
買進	31.46
賣出	17.01
買超/賣超	14.45

上漲排名/ 股碼	漲跌(VND)	漲跌%
VOS	650	6.99%
GTN	1150	6.95%
TCD	1150	6.95%
TDH	490	6.94%
BCM	2900	6.94%

上漲排名/ 股碼	漲跌(VND)	漲跌%
API	1700	10.00%
VC3	2100	9.59%
L18	1400	7.37%
TAR	1000	6.71%
NDN	1200	5.88%

上漲排名/ 股碼	漲跌(VND)	漲跌%
IPA	6857	14.68%
PGB	2317	11.59%
CBI	2885	11.45%
PVX	176	10.35%
HVG	187	8.90%

下跌排名/ 股碼	漲跌(VND)	漲跌%
PTL	-670	-6.98%
AMD	-290	-6.04%
NVT	-400	-4.42%
BMI	-1500	-3.59%
BWE	-1150	-2.92%

下跌排名/ 股碼	漲跌(VND)	漲跌%
ART	-300	-3.23%
SHS	-1400	-3.20%
TNG	-700	-2.99%
MBS	-900	-2.86%
PLC	-900	-2.85%

下跌排名/ 股碼	漲跌(VND)	漲跌%
EVF	-153	-1.40%
SBS	-185	-1.40%
SIP	-1896	-1.11%
SCG	-657	-0.95%
MML	-719	-0.95%

\*備註：市值>5,000 億盾；成交值>15 億盾

市值排名/ 股碼	Bil.VND
VIC	383,229
VHM	374,676
VCB	363,841
HPG	216,489
VNM	182,244

市值排名/ 股碼	Bil.VND
THD	73,430
SHB	55,841
VND	21,494
VCS	19,200
BAB	16,650

市值排名/ 股碼	Bil.VND
ACV	167,377
MCH	90,460
BSR	60,968
VEA	57,145
GE2	38,329

交易量排名/ 股碼	成交值	30 日均
STB	31,021,200	30,143,174
FLC	26,259,100	21,617,826
HPG	20,202,170	30,207,839
CTG	18,941,900	16,799,361
MSB	18,185,200	9,515,191

交易量排名/ 股碼	成交值	30 日均
SHB	23,978,969	18,173,010
IDC	21,177,002	1,927,581
PVI	14,073,392	53,033
PVS	12,263,968	10,505,926
VND	11,160,850	8,622,002

交易量排 名/股碼	成交值	30 日均
BSR	12,932,501	13,286,145
HHV	8,592,475	1,947,228
DPS	4,737,406	585,937
SBS	3,649,198	2,962,094
LMH	3,420,015	492,685

資料源: Bloomberg & Yuanta Research

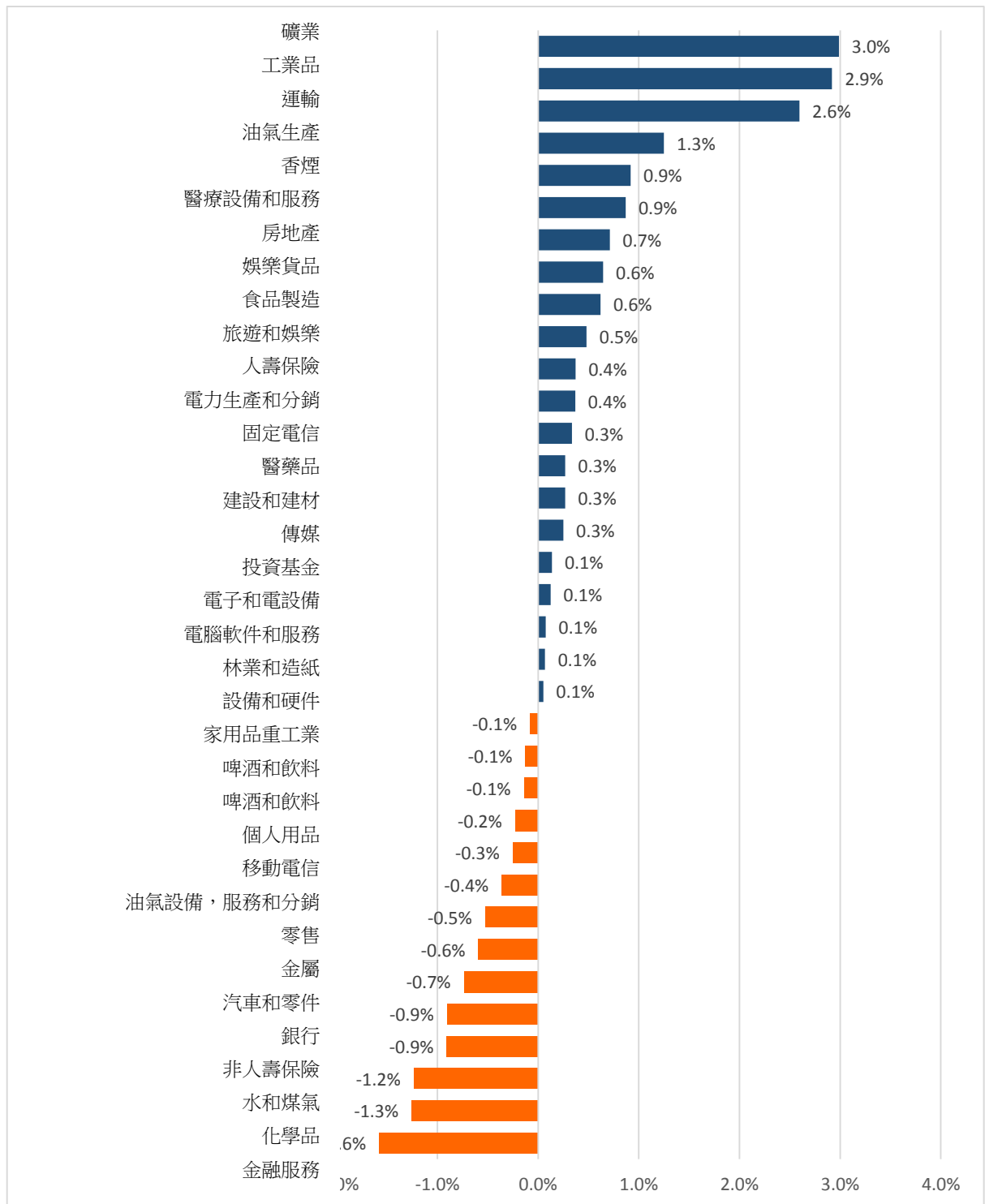
資料源: Bloomberg & Yuanta Research

資料源: Bloomberg & Yuanta Research



We Create **Fortune**

### 各行業板塊的交易走勢



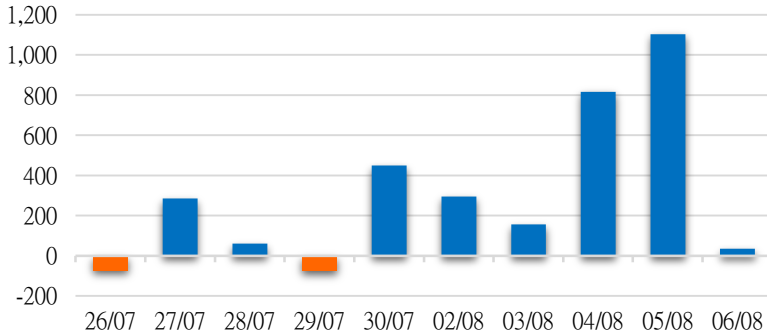
資料源: FimPro - YSVN



We Create Fortune

## 外資買進賣統計

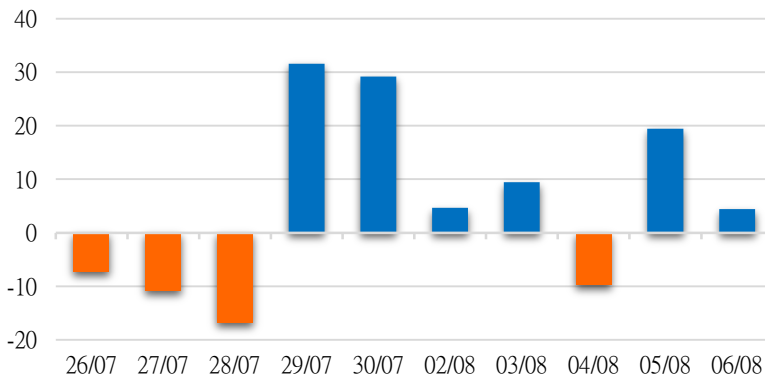
### HSX 外資每日買/賣超



證券代碼	買超金額 (百萬盾)	證券代碼	賣超金額 (百萬盾)
SSI	116,566	VNM	80,959
STB	100,184	GAS	61,735
HPG	70,599	VRE	49,993
DXG	27,870	VIC	33,699
MBB	21,862	DIG	30,176

HSX 外資買/賣超的前 5 名

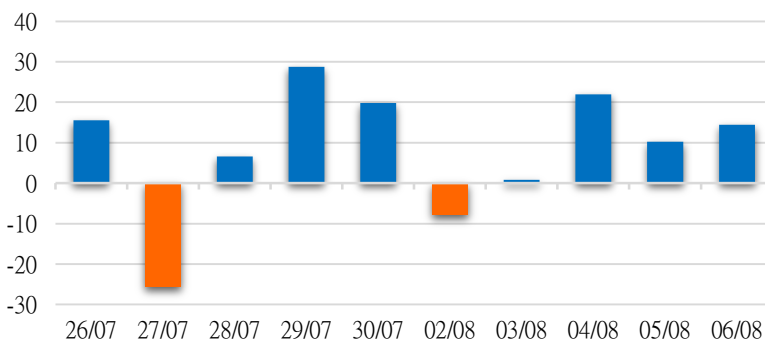
### HNX 外資每日買/賣超



證券代碼	買超金額 (百萬盾)	證券代碼	賣超金額 (百萬盾)
DXS	21,029	PVS	7,143
SRA	1,262	VND	4,720
SHB	1,169	BVS	4,436
PAN	838	CEO	1,098
TVB	587	KLF	1,079

HNX 外資買/賣超的前 5 名

### UPCOM 外資每日買/賣超



證券代碼	買超金額 (百萬盾)	證券代碼	賣超金額 (百萬盾)
ABI	4,879	QNS	2,817
ACV	4,281	PPI	50
MCH	4,251	BIO	34
BSR	3,816	MFS	30
HPP	327	LO5	25

UPCOM 外資買/賣超的前 5 名

源: FimPro - YSVN

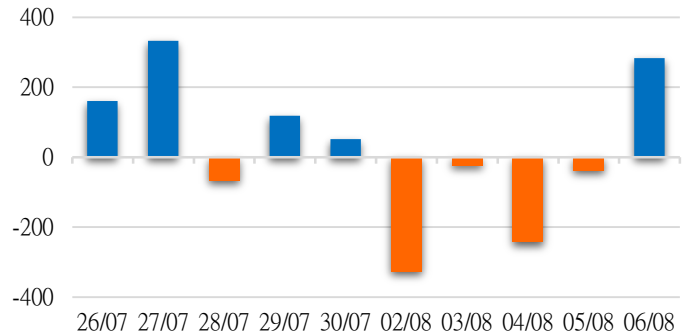
We Create **Fortune**

### 自營統計

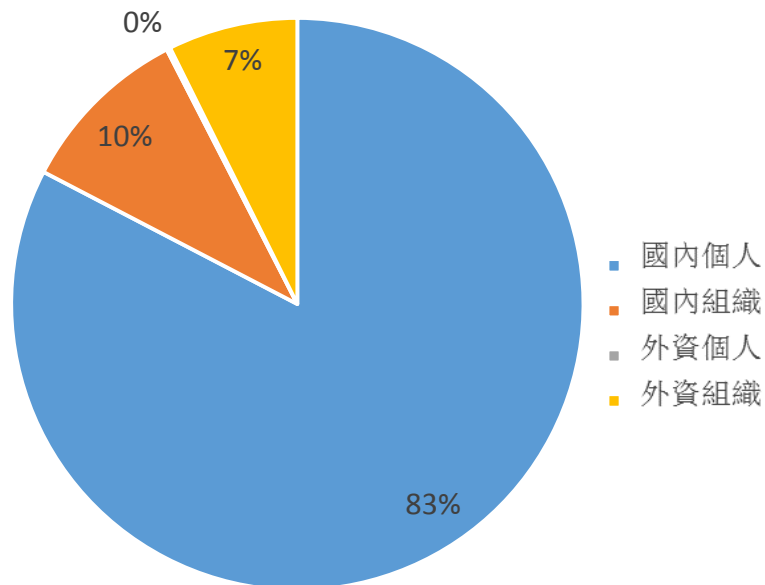
證券代碼	買超金額 (Mil.VND)	證券代碼	賣超金額 (Mil.VND)
VHM	143,253	IJC	83,700
FPT	110,554	TCB	10,446
HPG	53,688	FUEVFNVD	9,281
MWG	35,548	PLX	4,077
VPB	20,443	STB	3,837

券商自營交易最大前名

券商自營交易每日買/賣超  
(BiL.VND)



### 越南證券市場投資人類別統計

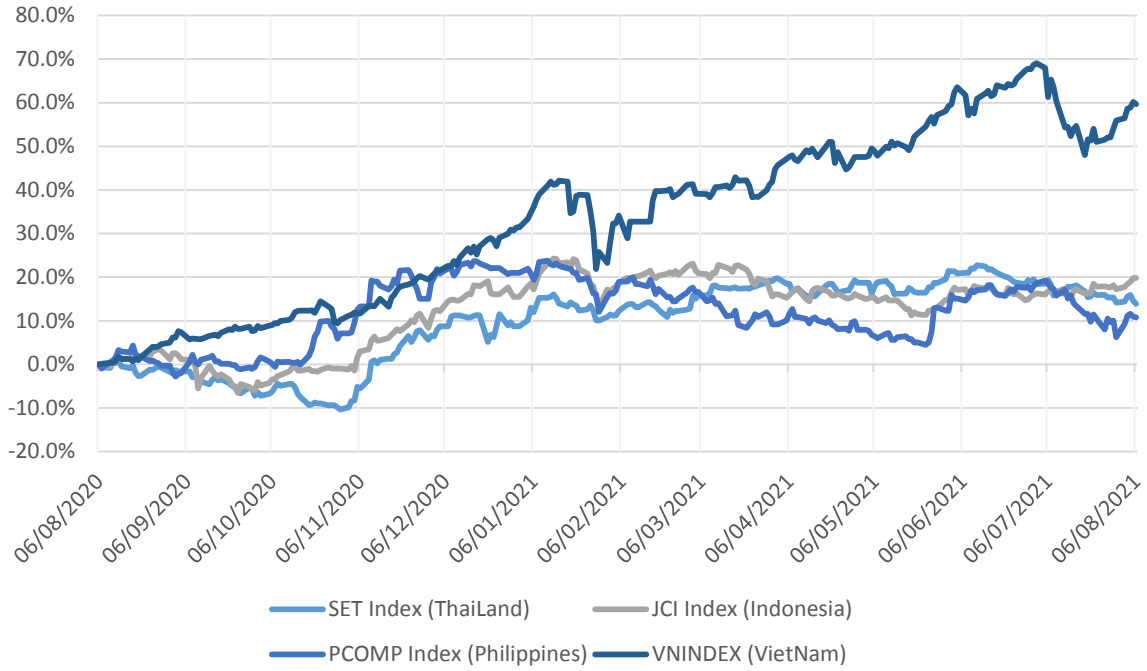


資料源: FiinPro - YSVN



We Create Fortune

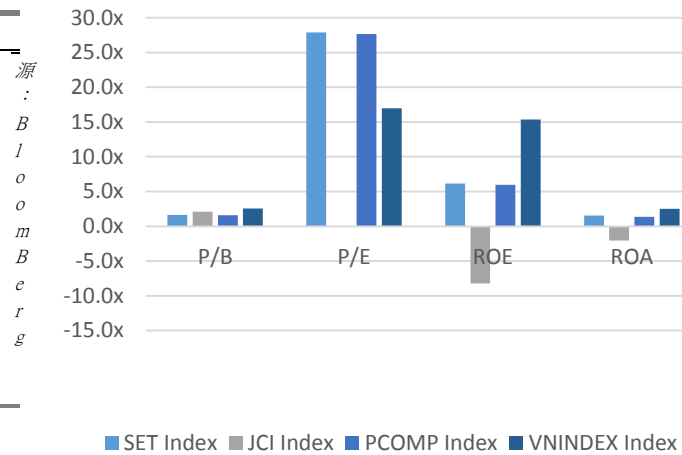
### 東南亞主要市場走勢比較



東南亞主要市場數據

		Thailand	Indonesia	Philippines	Vietnam
P/B		1.6x	2.1x	1.6x	2.7x
P/E		26.6x		23.7x	16.9x
ROE	%	6.34	(8.10)	6.96	16.10
ROA	%	1.60	(1.99)	1.57	2.63
Vốn hóa	Tỷ USD	523.41	511.94	164.54	220.69
GTGD	Triệu USD	2.07	1.13	0.06	0.76
LS cổ tức	%	2.44	1.95	1.67	1.26

& YSVN







We Create **Fortune**

## 元大證券（越南）公司

### 個人客戶分析部

**Nguyễn Thế Minh**  
研究分析經理  
+84 28 3622 6868 ext 3826  
minh.nguyen@yuanta.com.vn

**Quách Đức Khánh**  
高級分析專員  
+84 28 3622 6868 ext 3833  
khanh.quach@yuanta.com.vn

**Nguyễn Trịnh Ngọc Hồng**  
分析專員  
+84 28 3622 6868 ext 3832  
hong.nguyen@yuanta.com.vn

**Lý Thị Hiền**  
研究分析主管  
+84 28 3622 6868 ext 3908  
hien.ly@yuanta.com.vn

**Phạm Tấn Phát**  
高級分析專員  
+84 28 3622 6868 ext 3880  
phat.pham@yuanta.com.vn

### 個人客戶業務部

**Nguyễn Thanh Tùng**  
總公司業務經理  
+84 28 3622 6868 ext 3609  
tung.nguyen@yuanta.com.vn

**Nguyễn Việt Quang**  
河內分行經理  
+84 28 3622 6868 ext 3404  
quang.nguyen@yuanta.com.vn

**Bùi Quốc Phong**  
同奈分行經理  
+84 28 3622 6868  
phong.bui@yuanta.com.vn

**Võ Đình Tuấn**  
峴港分行經理  
+84 28 3622 6868 ext 3301  
[tuan.vo@yuanta.com.vn](mailto:tuan.vo@yuanta.com.vn)

**Võ Thị Thu Thủy**  
平陽分行經理  
+84 28 3622 6868 ext 3505  
thuy.vo@yuanta.com.vn

**Chung Kim Hoa**  
華人客戶部經理  
+84 28 3622 6868 ext 3828  
hoa.chung@yuanta.com.vn

**Nguyễn Đức Hoàn**  
河內南部營業中心經理  
+84 28 3622 6868 ext 3409  
hoan.nguyen@yuanta.com.vn

**Nguyễn Mạnh Hoạt**  
堤岸分行經理  
+84 28 3622 6868 ext 3847  
hoat.nguyen@yuanta.com.vn

**Đinh Thị Thu Cúc**  
頭頓分行經理  
+84 28 3622 6868 ext 3203  
cuc.dinh@yuanta.com.vn



We Create **Fortune**

## Appendix A: Important Disclosures

### Analyst Certification

Each research analyst primarily responsible for the content of this research report, in whole or in part, certifies that with respect to each security or issuer that the analyst covered in this report: (1) all of the views expressed accurately reflect his or her personal views about those securities or issuers; and (2) no part of his or her compensation was, is, or will be, directly or indirectly, related to the specific recommendations or views expressed by that research analyst in the research report.

### Ratings Definitions

**BUY:** We have a positive outlook on the stock based on our expected absolute or relative return over the investment period. Our thesis is based on our analysis of the company's outlook, financial performance, catalysts, valuation and risk profile. We recommend investors add to their position.

**HOLD-Outperform:** In our view, the stock's fundamentals are relatively more attractive than peers at the current price. Our thesis is based on our analysis of the company's outlook, financial performance, catalysts, valuation and risk profile.

**HOLD-Underperform:** In our view, the stock's fundamentals are relatively less attractive than peers at the current price. Our thesis is based on our analysis of the company's outlook, financial performance, catalysts, valuation and risk profile.

**SELL:** We have a negative outlook on the stock based on our expected absolute or relative return over the investment period. Our thesis is based on our analysis of the company's outlook, financial performance, catalysts, valuation and risk profile. We recommend investors reduce their position.

**Under Review:** We actively follow the company, although our estimates, rating and target price are under review.

**Restricted:** The rating and target price have been suspended temporarily to comply with applicable regulations and/or Yuanta policies.

Note: Yuanta research coverage with a Target Price is based on an investment period of 12 months. Greater China Discovery Series coverage does not have a formal 12 month Target Price and the recommendation is based on an investment period specified by the analyst in the report.

### Global Disclaimer

© 2018 Yuanta. All rights reserved. The information in this report has been compiled from sources we believe to be reliable, but we do not hold ourselves responsible for its completeness or accuracy. It is not an offer to sell or solicitation of an offer to buy any securities. All opinions and estimates included in this report constitute our judgment as of this date and are subject to change without notice.

This report provides general information only. Neither the information nor any opinion expressed herein constitutes an offer or invitation to make an offer to buy or sell securities or other investments. This material is prepared for general circulation to clients and is not intended to provide tailored investment advice and does not take into account the individual financial situation and objectives of any specific person who may receive this report. Investors should seek financial advice regarding the appropriateness of investing in any securities, investments or investment strategies discussed or recommended in this report. The information contained in this report has been compiled from sources believed to be reliable but no representation or warranty, express or implied, is made as to its accuracy, completeness or correctness. This report is not (and should not be construed as) a solicitation to act as securities broker or dealer in any jurisdiction by any person or company that is not legally permitted to carry on such business in that jurisdiction.

Yuanta research is distributed in the United States only to Major U.S. Institutional Investors (as defined in Rule 15a-6 under the Securities Exchange Act of 1934, as amended and SEC staff interpretations thereof). All transactions by a US person in the securities mentioned in this report must be effected through a registered broker-dealer under Section 15 of the Securities Exchange Act of 1934, as amended. Yuanta research is distributed in Taiwan by Yuanta Securities Investment Consulting. Yuanta research is distributed in Hong Kong by Yuanta Securities (Hong Kong) Co. Limited, which is licensed in Hong Kong by the Securities and Futures Commission for regulated activities, including Type 4 regulated activity (advising on securities). In Hong Kong, this research report may not be redistributed, retransmitted or disclosed, in whole or in part or and any form or manner, without the express written