

## 當日市場：需求持續，VN-Index 突破 1370 點

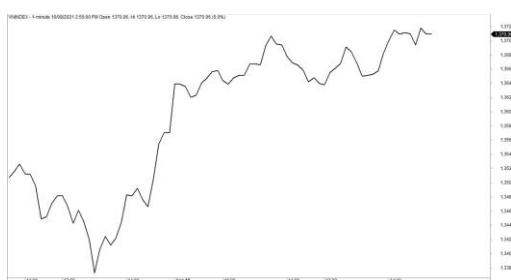
2021/08/17

### 市場走勢

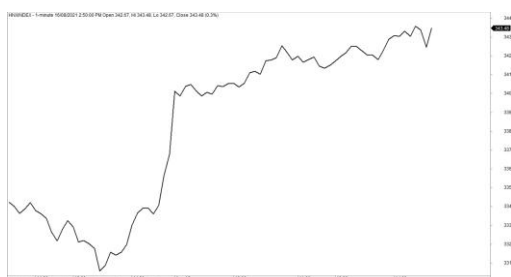
市場指數	VNI	HNI	UPCOM
收盤	1,370.96	343.53	94.04
%日	1.03%	1.95%	2.03%
%週	0.82%	3.89%	5.21%
%月	5.51%	11.62%	10.21%
%年	61.15%	195.56%	65.74%
<b>成交值(Bil.VND)</b>			
當日	27,341	4,869	2,002
日均量/週	24,626	3,891	2,021
日均量/月	19,909	2,958	1,354
<b>外資進出</b>			
買進	1,150.48	37.66	49.78
賣出	2,108.94	76.56	16.24
買賣超	-958.46	-38.90	33.54
<b>市場漲跌家數</b>			
上漲	253	156	196
下跌	101	65	115
持平	43	145	592
<b>市場指標</b>			
P/E	16.63	17.33	20.78
總市值 (兆盾)	5,144	447	1,273
股息殖利 <sup>2</sup>	1.23%	2.28%	4.16%

資料源: Bloomberg - YSVN

### VNINDEX



### HNIINDEX



### 市場走勢

需求連續第二個交易日持續維持，帶動指數收於高位。VNI-Index 上漲 1.03%，報 1370.96 點。HNX-Index 同步上漲 1.95%，收於 343.53 點；同方向 Upcom-Index 上漲 2.03%，收於 94.04 點。3 個市場的交易額大幅上漲，達到 32 兆 4700 億越南盾，較上週最後一個交易日上漲 12%。

銀行、證券和房地產板塊當天強勁復甦。GVR (+6.9%)、MBB (+4.7%)、VPB (+3.1%)、HDB (+2.9%)、SSI (+5.3%)、VCI (+6.8%) 等是為指數作出貢獻。另一方面，VHM (-3.3%) 遭受壓倒性的賣壓，收於 99,000 越南盾。

PVT、DPM、IJC、TDH 等中小型股繼續保持強勁增長。繼與施 Schröder 集團（比利時）合作的消息傳出後，DQC (+6.9%) 剛剛簽署了戰略合作協議。因此，DQC 將成為戰略合作夥伴，為施 Schröder 在越南、老撾和柬埔寨三個市場提供產品、照明解決方案和保修服務。

外資在整個市場賣超超過 9640 億越南盾。VHM (1370 億)、VIC (1030 億)、HPG (810 億) 是賣超價值最高的股票。另一方面，他們買超 CTR (980 億)、HSG (160 億)、BWE (160 億)。

### 市場短期觀點

我們認為下個交易日大市可維持上漲勢頭，VN-Index 可能很快完全突破 1,374 點的短期高位。同時，短期風險仍然較低，大型股的現金流出現增加跡象。積極的是，許多指數都創下了歷史新高，尤其是 HNX-Index 回到了 2007 年的高點，表明短期的上漲趨勢更具可持續性。此外，短期情緒指標繼續強勁上升，表明現階段適當的策略是在投資組合中持有較高比例的股票。

大盤短期走勢仍為上漲。因此，我們建議短線投資者可以在投資組合中持有較高比例的股票，並可以利用回調增加持股比重或買進新股票。

請在 <https://ysradar.yuanta.com.vn/> 查看有關股票的信號。



We Create Fortune

### 熱點股票技術分析





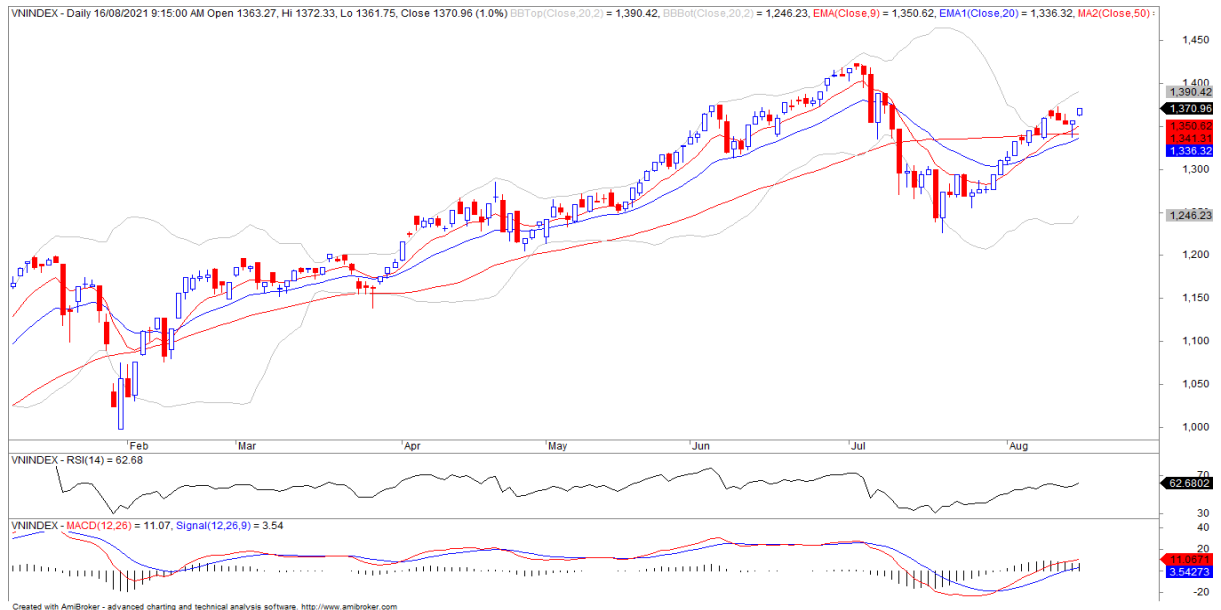
We Create Fortune

### 熱點股票技術分析



We Create Fortune

技術分析圖



指數技術分析圖 VN-Index



指數技術分析圖 HNX-Index

指數	短期趨勢	中期趨勢	阻力區 1	阻力區 2	支撐區 1	支撐區 2
VN-Index	上漲	中立	1374	1410	1210	970
HNX-Index	上漲	中立	314	333	300	180
VN30	上漲	中立	1494	1550	1445	960
VNMidcaps	上漲	中立	1,730	1800	1650	963
VNSmallcaps	上漲	上漲	1430	1450	1400	804

We Create Fortune

胡志明市交易所 (HSX)

	收盤	漲跌%
VNI	1370.96	1.03%
VN30	1500.77	1.11%
VN Mid	1687.47	1.79%
VN Small	1497.64	1.72%

河內交易所 (HSX)

	收盤	漲跌%
HNI	343.53	1.95%
HN30	573.96	2.72%
VNX AllSh	1407.77	1.22%

UPCOM 市場 (UPCoM)

	收盤	漲跌%
UPCoM	94.04	2.03%

外資交易	成交值 (Bil.VND)
買進	1150.48
賣出	2108.94
買超/賣超	-958.46

外資交易	成交值 (Bil.VND)
買進	37.66
賣出	76.56
買超/賣超	-38.90

外資交易	成交值 (Bil.VND)
買進	49.78
賣出	16.24
買超/賣超	33.54

上漲排名/股碼	漲跌(VND)	漲跌%
TDP	1850	6.99%
AGR	1000	6.99%
KPF	800	6.99%
NHA	1950	6.96%
APG	800	6.96%

上漲排名/股碼	漲跌(VND)	漲跌%
BSI	2500	10.00%
L18	2500	10.00%
AAV	1400	9.86%
APS	1200	9.84%
TNG	2500	9.80%

上漲排名/股碼	漲跌(VND)	漲跌%
BMS	1649	11.86%
SBS	1447	10.88%
TCI	1426	10.04%
AAS	948	6.92%
QTP	1038	6.78%

下跌排名/股碼	漲跌(VND)	漲跌%
AGM	-2250	-6.77%
CLL	-1300	-3.80%
VHM	-4000	-3.33%
HAI	-160	-3.29%
BFC	-1250	-3.28%

下跌排名/股碼	漲跌(VND)	漲跌%
HTP	-1900	-7.39%
DXP	-500	-2.22%
LAS	-300	-1.81%
NDN	-400	-1.70%
PSD	-300	-1.60%

下跌排名/股碼	漲跌(VND)	漲跌%
VNB	-220	-1.27%
CLX	-205	-1.07%
SCG	-262	-0.39%
VAB	-66	-0.36%
ABI	131	0.22%

\*備註：市值>5,000 億盾；成交值>15 億盾

市值排名/股碼	Bil.VND
VHM	388,544
VIC	374,097
VCB	373,113
HPG	221,186
TCB	189,265

市值排名/股碼	Bil.VND
THD	74,550
SHB	56,419
VND	22,781
VCS	19,648
BAB	17,322

市值排名/股碼	Bil.VND
ACV	172,970
MCH	89,604
BSR	59,275
VEA	58,616
GE2	39,159

交易量排名/股碼	成交值	30 日均
MBB	31,982,200	15,175,862
TCB	30,599,500	17,621,029
KBC	25,326,040	9,890,814
STB	24,395,900	27,476,600
HPG	23,822,700	25,842,176

交易量排名/股碼	成交值	30 日均
SHB	26,444,510	15,183,812
ART	18,693,951	3,432,118
SHS	16,589,816	6,643,668
VND	12,986,403	9,813,439
PVS	10,327,363	11,249,424

交易量排名/股碼	成交值	30 日均
BSR	10,965,853	14,941,602
HHV	10,817,985	2,995,992
SBS	9,644,676	3,649,454
QTP	5,722,041	1,210,374
BVB	3,799,780	2,566,340

資料源: Bloomberg & Yuanta Research

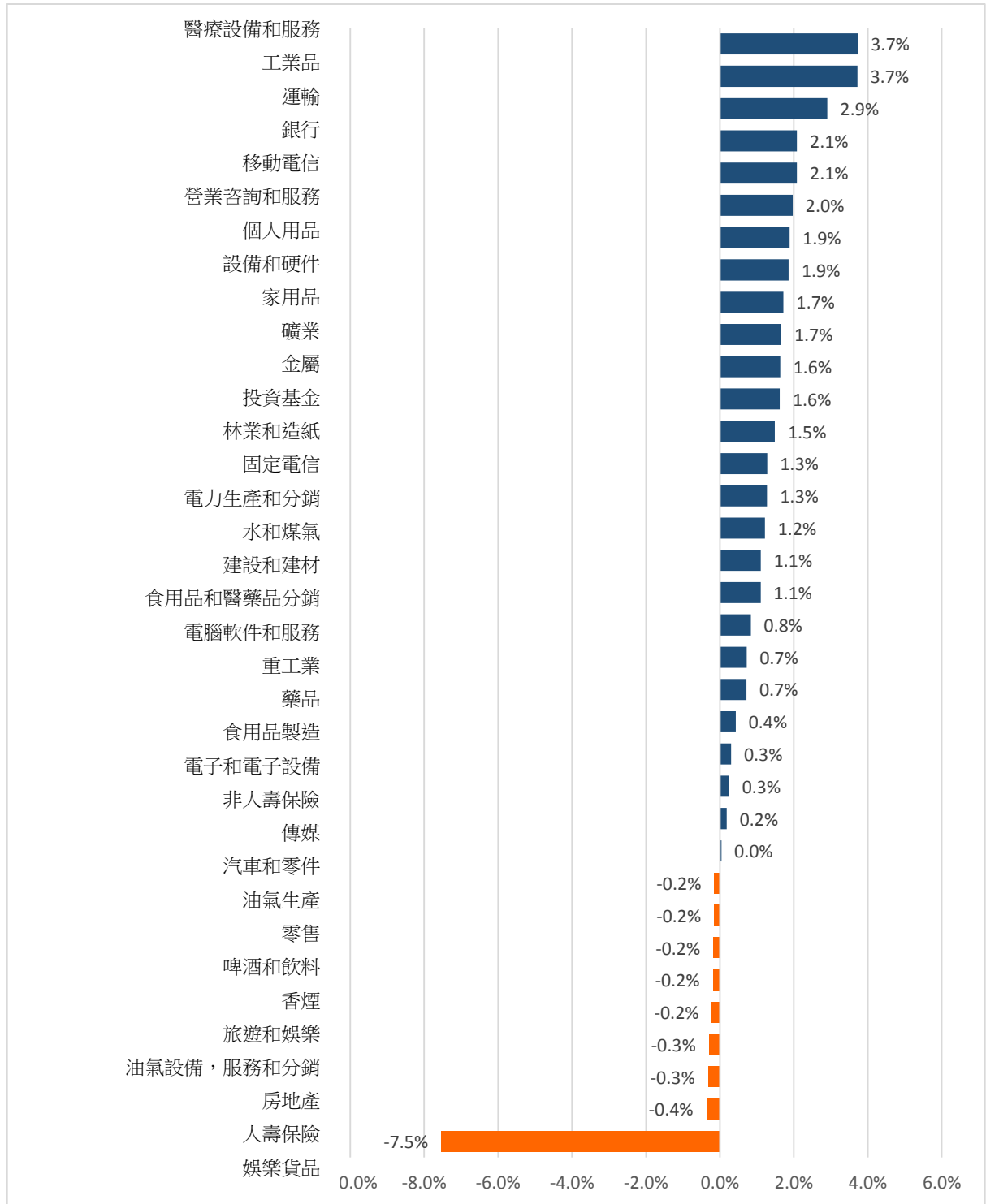
資料源: Bloomberg & Yuanta Research

資料源: Bloomberg & Yuanta Research



We Create Fortune

### 各行業板塊的交易走勢



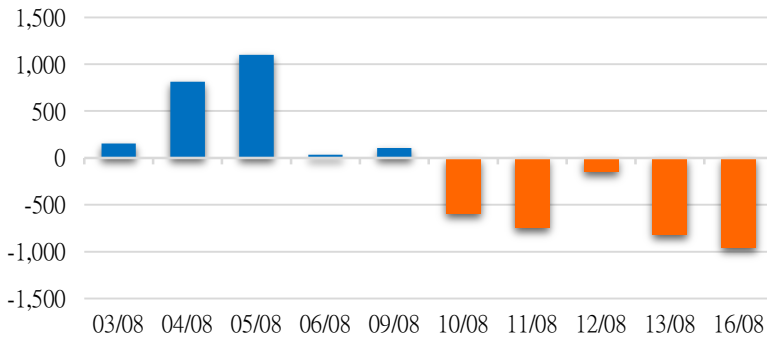
資料源: FimPro - YSVN



We Create Fortune

## 外資買進賣統計

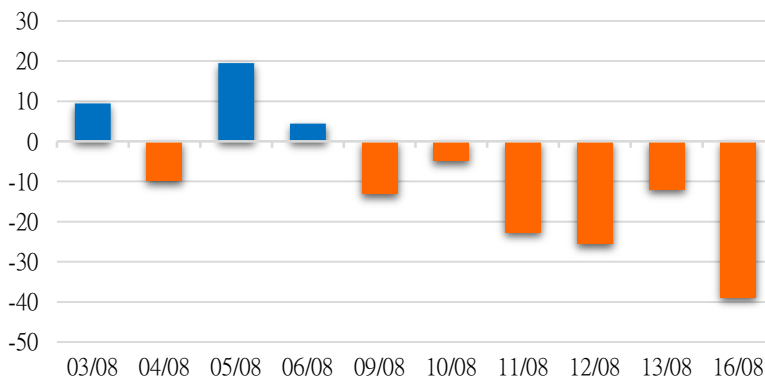
### HSX 外資每日買/賣超



證券代碼	買超金額 (百萬盾)	證券代碼	賣超金額 (百萬盾)
HSG	15,928	VHM	136,700
BWE	15,884	VIC	102,617
PTB	15,498	HPG	81,268
MSH	14,626	SSI	66,816
HDB	14,040	KBC	54,224

HSX 外資買/賣超的前 5 名

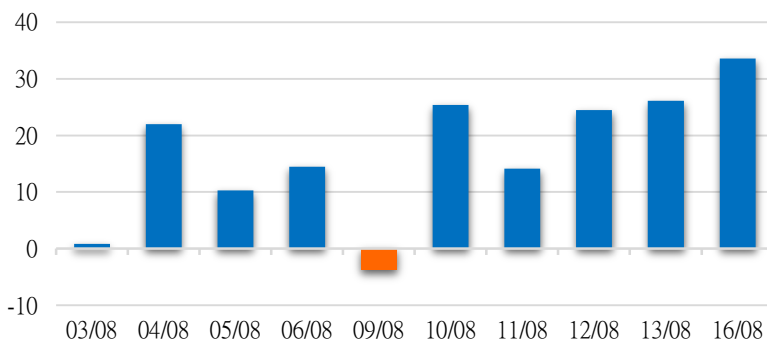
### HNX 外資每日買/賣超



證券代碼	買超金額 (百萬盾)	證券代碼	賣超金額 (百萬盾)
BCC	5,948	VND	22,206
PVS	2,596	DXP	7,537
PAN	1,944	SHS	5,436
DXS	1,711	NVB	3,812
IVS	511	CDN	3,754

HNX 外資買/賣超的前 5 名

### UPCOM外資每日買/賣超



證券代碼	買超金額 (百萬盾)	證券代碼	賣超金額 (百萬盾)
CTR	25,602	SIP	1,175
ACV	6,895	FOX	896
MCH	2,619	OIL	146
BSR	2,350	SCG	88
MML	1,058	PGB	83

UPCOM 外資買/賣超的前 5 名

源: FimPro - YSVN



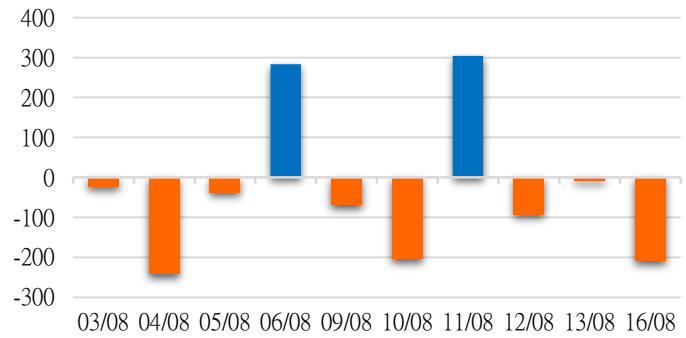
We Create Fortune

### 自營統計

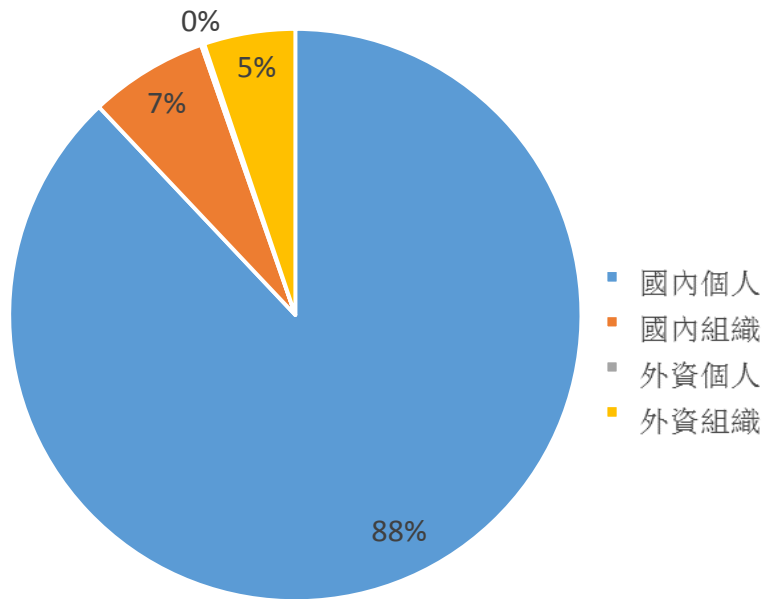
證券代碼	買超金額 (Mil.VND)	證券代碼	賣超金額 (Mil.VND)
FUEVFNVD	19,871	VPB	132,982
E1VFN30	18,643	VHM	34,458
VCI	13,225	MBB	27,108
SBT	10,616	CTG	18,824
HPG	9,333	REE	11,427

券商自營交易最大前名

### 券商自營交易每日買/賣超 (Bil.VND)



### 越南證券市場投資人類別統計



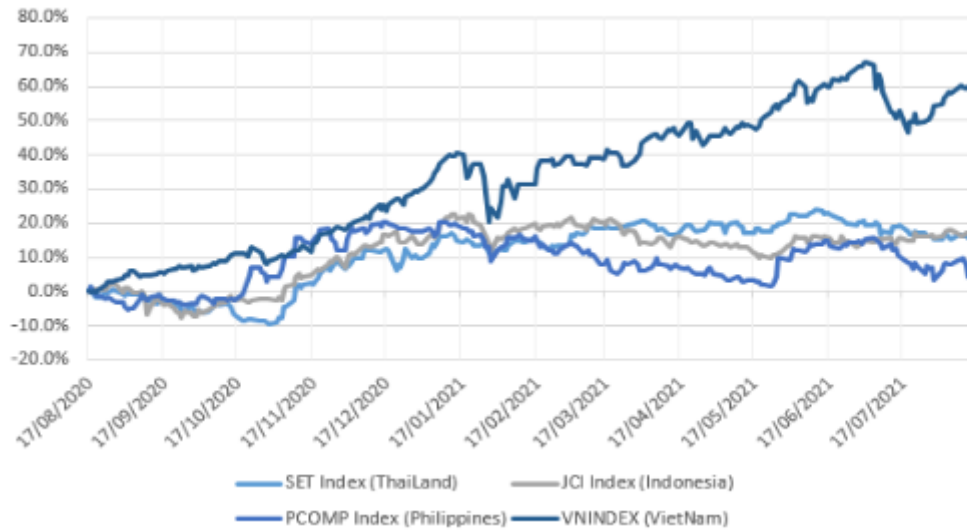
資料源: FiinPro - YSVN



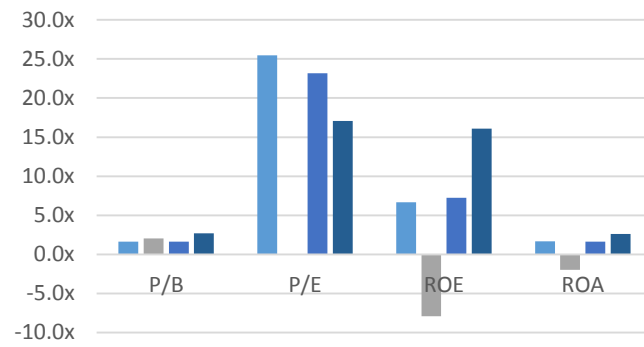


We Create Fortune

### 東南亞主要市場走勢比較



東南亞主要市場數據						
		Thailand	Indonesia	Philippines	Vietnam	
P/B		1.6x	2.1x	1.6x	2.7x	源 : B l o m B e r g
P/E		23.1x	#N/A N/A	21.7x	16.7x	
ROE	%	7.10	(7.80)	7.53	16.23	
ROA	%	1.79	(1.92)	1.70	2.67	
Vốn hóa	Tỷ USD	522.92	511.80	158.11	223.79	
GTGD	Triệu USD	2.18	0.84	0.13	1.00	
LS cổ tức	%	2.47	1.94	1.68	1.23	
& YSVN						



■ SET Index ■ JCI Index ■ PCOMP Index ■ VNINDEX Index



We Create **Fortune**

## 元大證券（越南）公司

### 個人客戶分析部

**Nguyễn Thế Minh**  
研究分析經理  
+84 28 3622 6868 ext 3826  
minh.nguyen@yuanta.com.vn

**Quách Đức Khánh**  
高級分析專員  
+84 28 3622 6868 ext 3833  
khanh.quach@yuanta.com.vn

**Nguyễn Trịnh Ngọc Hồng**  
分析專員  
+84 28 3622 6868 ext 3832  
hong.nguyen@yuanta.com.vn

**Lý Thị Hiên**  
研究分析主管  
+84 28 3622 6868 ext 3908  
hien.ly@yuanta.com.vn

**Phạm Tấn Phát**  
高級分析專員  
+84 28 3622 6868 ext 3880  
phat.pham@yuanta.com.vn

### 個人客戶業務部

**Nguyễn Thanh Tùng**  
總公司業務經理  
+84 28 3622 6868 ext 3609  
tung.nguyen@yuanta.com.vn

**Nguyễn Việt Quang**  
河內分行經理  
+84 28 3622 6868 ext 3404  
quang.nguyen@yuanta.com.vn

**Bùi Quốc Phong**  
同奈分行經理  
+84 28 3622 6868  
phong.bui@yuanta.com.vn

**Võ Đình Tuấn**  
峴港分行經理  
+84 28 3622 6868 ext 3301  
[tuan.vo@yuanta.com.vn](mailto:tuan.vo@yuanta.com.vn)

**Võ Thị Thu Thủy**  
平陽分行經理  
+84 28 3622 6868 ext 3505  
thuy.vo@yuanta.com.vn

**Chung Kim Hoa**  
華人客戶部經理  
+84 28 3622 6868 ext 3828  
hoa.chung@yuanta.com.vn

**Nguyễn Đức Hoàn**  
河內南部營業中心經理  
+84 28 3622 6868 ext 3409  
hoan.nguyen@yuanta.com.vn

**Nguyễn Mạnh Hoạt**  
堤岸分行經理  
+84 28 3622 6868 ext 3847  
hoat.nguyen@yuanta.com.vn

**Đinh Thị Thu Cúc**  
頭頓分行經理  
+84 28 3622 6868 ext 3203  
cuc.dinh@yuanta.com.vn



We Create **Fortune**

## Appendix A: Important Disclosures

### Analyst Certification

Each research analyst primarily responsible for the content of this research report, in whole or in part, certifies that with respect to each security or issuer that the analyst covered in this report: (1) all of the views expressed accurately reflect his or her personal views about those securities or issuers; and (2) no part of his or her compensation was, is, or will be, directly or indirectly, related to the specific recommendations or views expressed by that research analyst in the research report.

### Ratings Definitions

**BUY:** We have a positive outlook on the stock based on our expected absolute or relative return over the investment period. Our thesis is based on our analysis of the company's outlook, financial performance, catalysts, valuation and risk profile. We recommend investors add to their position.

**HOLD-Outperform:** In our view, the stock's fundamentals are relatively more attractive than peers at the current price. Our thesis is based on our analysis of the company's outlook, financial performance, catalysts, valuation and risk profile.

**HOLD-Underperform:** In our view, the stock's fundamentals are relatively less attractive than peers at the current price. Our thesis is based on our analysis of the company's outlook, financial performance, catalysts, valuation and risk profile.

**SELL:** We have a negative outlook on the stock based on our expected absolute or relative return over the investment period. Our thesis is based on our analysis of the company's outlook, financial performance, catalysts, valuation and risk profile. We recommend investors reduce their position.

**Under Review:** We actively follow the company, although our estimates, rating and target price are under review.

**Restricted:** The rating and target price have been suspended temporarily to comply with applicable regulations and/or Yuanta policies.

Note: Yuanta research coverage with a Target Price is based on an investment period of 12 months. Greater China Discovery Series coverage does not have a formal 12 month Target Price and the recommendation is based on an investment period specified by the analyst in the report.

### Global Disclaimer

© 2018 Yuanta. All rights reserved. The information in this report has been compiled from sources we believe to be reliable, but we do not hold ourselves responsible for its completeness or accuracy. It is not an offer to sell or solicitation of an offer to buy any securities. All opinions and estimates included in this report constitute our judgment as of this date and are subject to change without notice.

This report provides general information only. Neither the information nor any opinion expressed herein constitutes an offer or invitation to make an offer to buy or sell securities or other investments. This material is prepared for general circulation to clients and is not intended to provide tailored investment advice and does not take into account the individual financial situation and objectives of any specific person who may receive this report. Investors should seek financial advice regarding the appropriateness of investing in any securities, investments or investment strategies discussed or recommended in this report. The information contained in this report has been compiled from sources believed to be reliable but no representation or warranty, express or implied, is made as to its accuracy, completeness or correctness. This report is not (and should not be construed as) a solicitation to act as securities broker or dealer in any jurisdiction by any person or company that is not legally permitted to carry on such business in that jurisdiction.

Yuanta research is distributed in the United States only to Major U.S. Institutional Investors (as defined in Rule 15a-6 under the Securities Exchange Act of 1934, as amended and SEC staff interpretations thereof). All transactions by a US person in the securities mentioned in this report must be effected through a registered broker-dealer under Section 15 of the Securities Exchange Act of 1934, as amended. Yuanta research is distributed in Taiwan by Yuanta Securities Investment Consulting. Yuanta research is distributed in Hong Kong by Yuanta Securities (Hong Kong) Co. Limited, which is licensed in Hong Kong by the Securities and Futures Commission for regulated activities, including Type 4 regulated activity (advising on securities). In Hong Kong, this research report may not be redistributed, retransmitted or disclosed, in whole or in part or and any form or manner, without the express written