

## 當日市場：鋼鐵股逆市而走

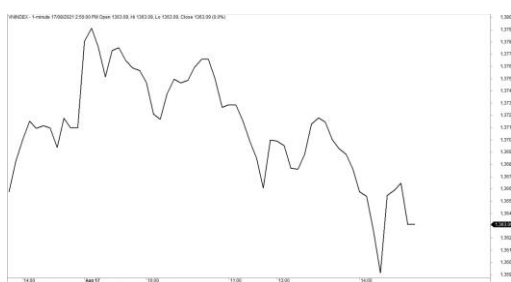
2021/08/18

### 市場走勢

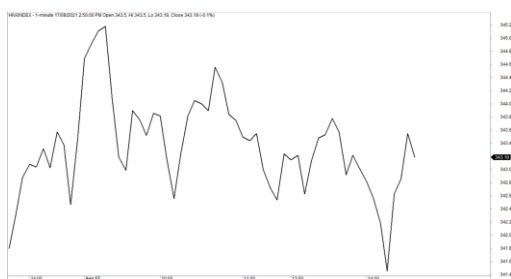
市場指數	VNI	HNI	UPCOM
收盤	1,363.09	343.11	94.20
%日	-0.57%	-0.12%	0.17%
%週	0.05%	2.40%	4.05%
%月	4.91%	11.49%	10.39%
%年	60.34%	192.73%	65.67%
<b>成交值(Bil.VND)</b>			
當日	25,620	4,802	1,725
日均量/週	25,210	4,064	1,967
日均量/月	20,383	3,070	1,385
<b>外資進出</b>			
買進	989.14	29.97	42.72
賣出	2,373.36	86.18	18.14
買賣超	-1,384.22	-56.21	24.58
<b>市場漲跌家數</b>			
上漲	143	104	175
下跌	205	124	117
持平	49	138	611
<b>市場指標</b>			
P/E	16.80	17.62	21.20
總市值 (兆盾)	5,197	455	1,299
股息殖利 <sup>2</sup>	1.23%	2.24%	4.13%

資料源: Bloomberg - YSVN

### VNINDEX



### HNIINDEX



### 市場走勢

獲利壓力回升，指數小幅回調。VNI-Index 下跌 0.57%，收於 1363.09 點。HNX-Index 同步下跌 0.12%，收於 343.11 點；Upcom-Index 上漲 0.17%，收於 94.2 點。3 大市場的交易價值仍然很高，達 30 兆 6,890 億越南盾。

在 Vingroup 出售超過 1 億股的消息傳出後，VHM (-4.3%) 連續第二個交易日下跌。此外，SAB (-4%)、GAS (-1.9%)、CTG (-1.4%)、SSI (-1.3%)、TCB (-1.3%)。相比之下，HPG (+1.9%)、PNJ (+1.1%) 是 VN30-Index 中漲幅最大的兩檔藍籌股。在行業方面，鋼鐵股碼對 HPG (+1.9%)、HSG (+4.5%)、NKG (+5.1%)、SMC (+3.3%) 更為積極。

我們注意到投機性現金流也積極參與，如 FIT (+3.2%)、JVC (+6.9%)、VOS (+4.3%)、TNH (+6.2%) 等。

外資在市場上賣超超過 1 兆 4150 億越南盾。VHM (5080 億)、VIC (2450 億)、HPG (1640 億) 是賣壓最大的股票。另一方面，他們積極收購 HSG (340 億)、DCM (260 億)、DGC (210 億)。

### 市場短期觀點

我們認為市場可能會在交易日開始時繼續調整，並在接近尾盤時很快回到上漲趨勢。同時，短期風險依然偏低，表明盤中短期回調可能很快結束，尤其是現金流在短期內仍趨於增加，因此現金流將趨於在各類股票之間移動，並且沒有退出市場的跡象。此外，短期情緒指標略有下降，表明投資者情緒謹慎，但我們看到短期投資者仍對當前趨勢持樂觀態度。

大盤短期走勢仍為上漲，我們仍認為 VN-Index 能夠突破 1374 點的短期阻力位。因此，我們建議短線投資者可以繼續持有投資組合中高比例的股票，並可以利用調整的機會增加持股比例，或購買新股票。同時，短線投資者需要在修正中限制賣出。請在 <https://ysradar.yuanta.com.vn/> 查看有關股票的信號。



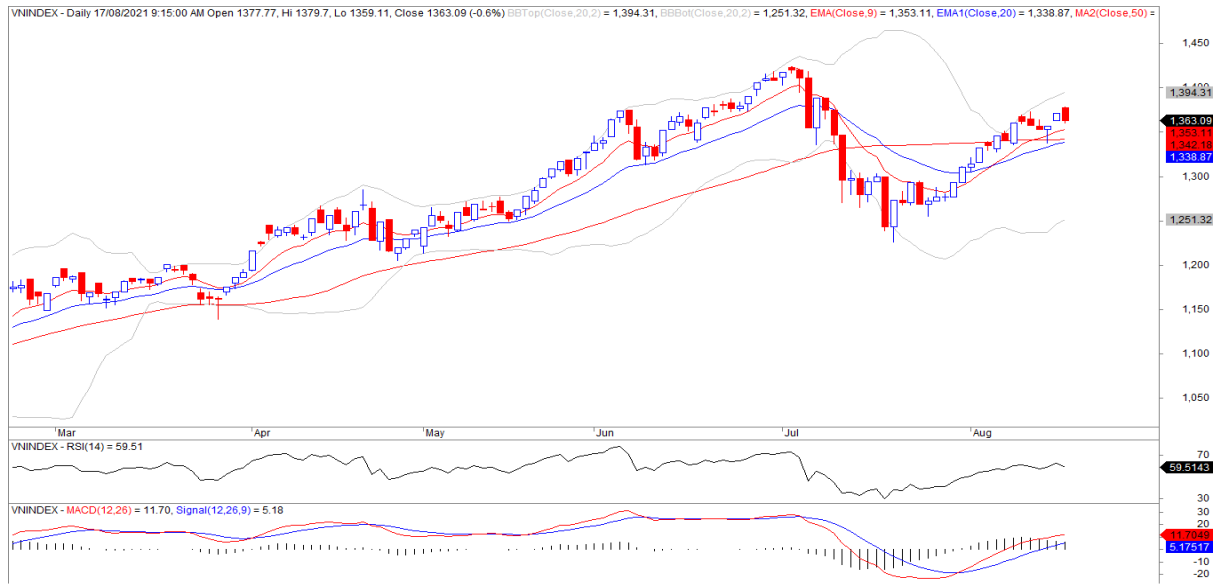
We Create Fortune

### 熱點股票技術分析

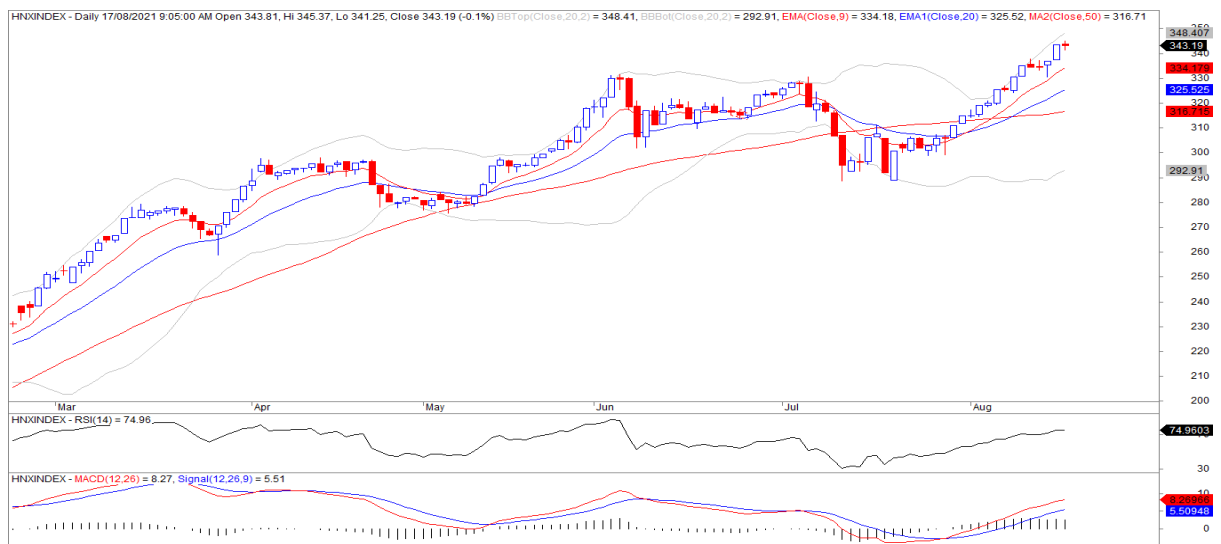


We Create Fortune

技術分析圖



指數技術分析圖 VN-Index



指數技術分析圖 HNX-Index

指數	短期趨勢	中期趨勢	阻力區 1	阻力區 2	支撐區 1	支撐區 2
VN-Index	上漲	中立	1374	1410	1210	970
HNX-Index	上漲	中立	314	333	300	180
VN30	上漲	中立	1494	1550	1445	960
VNMidcaps	上漲	中立	1,730	1800	1650	963
VNSmallcaps	上漲	上漲	1430	1450	1400	804



We Create Fortune

胡志明市交易所 (HSX)

	收盤	漲跌%
VNI	1363.09	-0.57%
VN30	1494.12	-0.44%
VN Mid	1687.24	-0.01%
VN Small	1494.69	-0.20%

河內交易所 (HSX)

	收盤	漲跌%
HNI	343.11	-0.12%
HN30	571.74	-0.39%
VNX AllSh	1402.6	-0.37%

UPCOM 市場 (UPCoM)

	收盤	漲跌%
UPCoM	94.2	0.17%

外資交易	成交值 (Bil.VND)
買進	989.14
賣出	2373.36
買超/賣超	-1384.22

外資交易	成交值 (Bil.VND)
買進	29.97
賣出	86.18
買超/賣超	-56.21

外資交易	成交值 (Bil.VND)
買進	42.72
賣出	18.14
買超/賣超	24.58

上漲排名/ 股碼	漲跌(VND)	漲跌%
EVE	950	6.99%
HMC	1850	6.98%
SGT	1350	6.94%
TVS	1950	6.94%
APG	850	6.91%

上漲排名/ 股碼	漲跌(VND)	漲跌%
EVS	2600	9.92%
AAV	1500	9.62%
AMV	900	9.47%
VGS	2100	9.42%
HLD	1700	4.66%

上漲排名/ 股碼	漲跌(VND)	漲跌%
SSH	13700	14.94%
VEC	1480	12.44%
PGV	1099	5.85%
MCM	2715	5.11%
QTP	719	4.41%

下跌排名/ 股碼	漲跌(VND)	漲跌%
NTL	-1850	-5.31%
DIG	-1750	-5.16%
DHA	-2400	-5.16%
HAH	-2900	-5.03%
TCM	-4000	-4.88%

下跌排名/ 股碼	漲跌(VND)	漲跌%
CDN	-3600	-9.86%
PHP	-2100	-6.60%
PAN	-1600	-4.95%
IDJ	-700	-3.66%
PLC	-1200	-3.31%

下跌排名/ 股碼	漲跌(VND)	漲跌%
VLB	-2505	-5.27%
SGP	-1896	-5.27%
DDV	-550	-3.44%
TCW	-1060	-3.17%
MPC	-1003	-2.51%

\*備註：市值>5,000 億盾；成交值>15 億盾

市值排名/ 股碼	Bil.VND
VHM	388,544
VIC	374,097
VCB	373,113
HPG	221,186
TCB	189,265

市值排名/ 股碼	Bil.VND
THD	74,550
SHB	56,419
VND	22,781
VCS	19,648
BAB	17,322

市值排名/ 股碼	Bil.VND
ACV	172,970
MCH	89,604
BSR	59,275
VEA	58,616
GE2	39,159

交易量排名/ 股碼	成交值	30 日均
HPG	46,646,400	25,842,176
LPB	24,026,000	8,631,252
STB	22,055,100	27,476,600
HSG	21,902,100	12,110,962
VHM	20,125,200	6,177,490

交易量排名/ 股碼	成交值	30 日均
SHB	29,771,155	15,183,812
VND	19,239,735	9,813,439
PVS	14,576,962	11,249,424
SHS	12,789,262	6,643,668
TNG	4,975,603	2,623,535

交易量排 名/股碼	成交值	30 日均
BSR	10,468,555	14,941,602
HHV	6,929,755	2,995,992
SBS	4,101,364	3,649,454
QTP	3,852,296	1,210,374
BVB	3,726,764	2,566,340

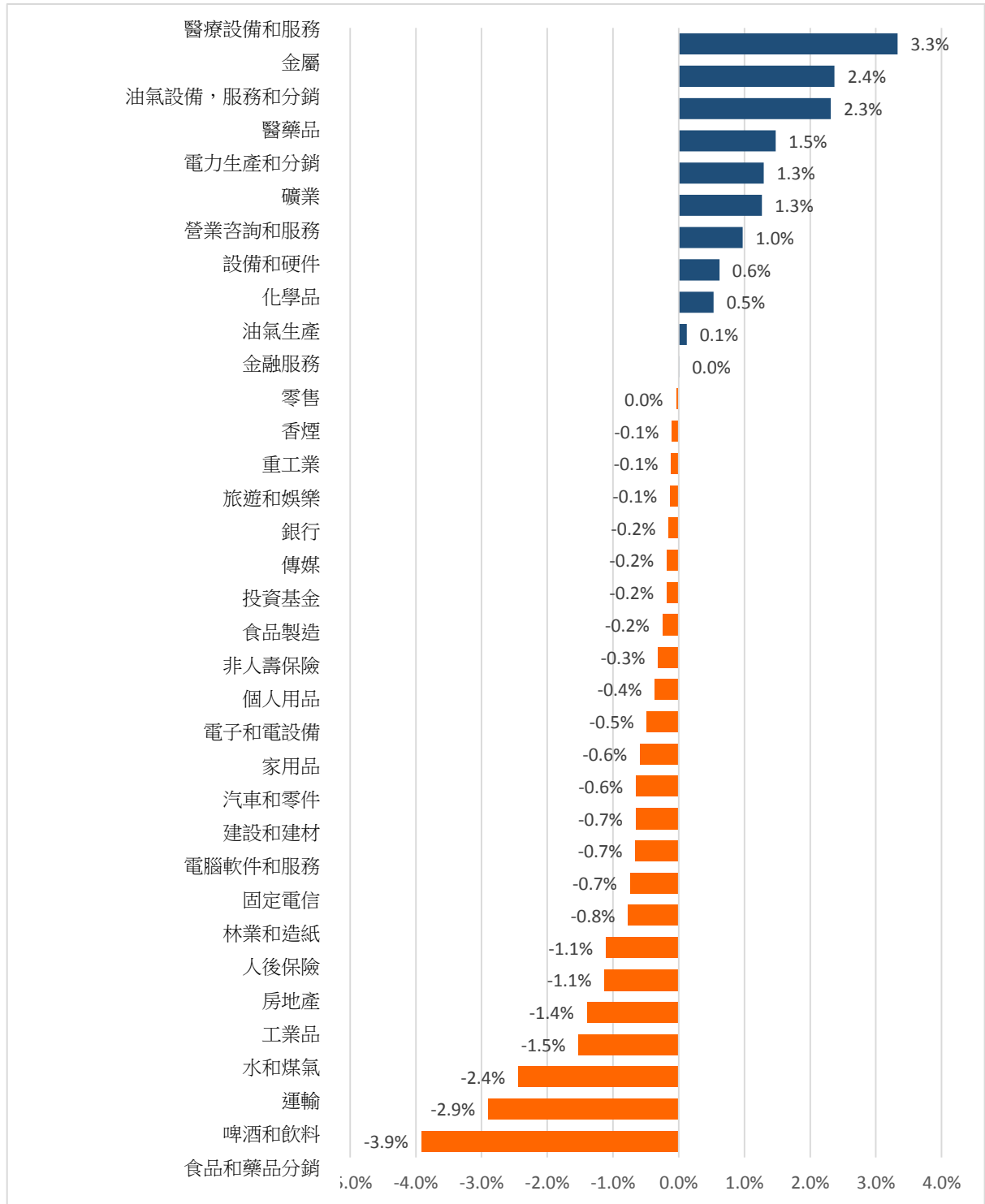
資料源: Bloomberg & Yuanta Research

資料源: Bloomberg & Yuanta Research

資料源: Bloomberg & Yuanta Research

We Create **Fortune**

## 各行業板塊的交易走勢



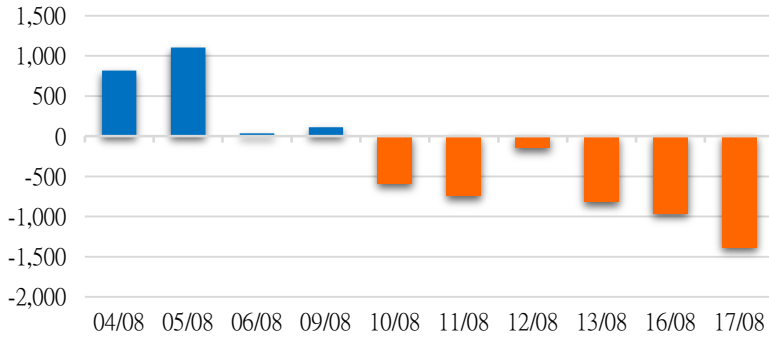
資料源: FinPro - YSVN



We Create Fortune

## 外資買進賣統計

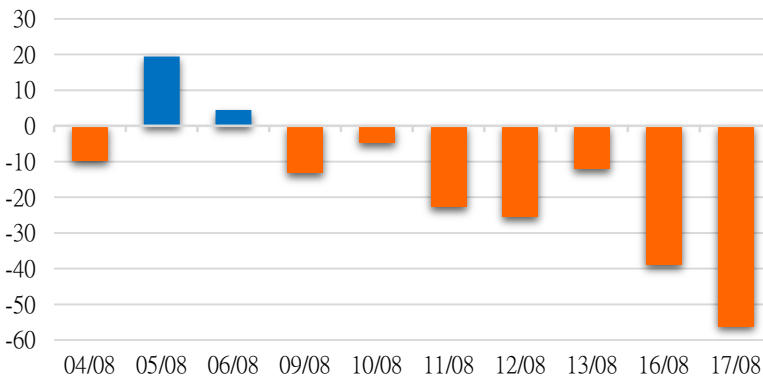
### HSX 外資每日買/賣超



證券代碼	買超金額 (百萬盾)	證券代碼	賣超金額 (百萬盾)
HSG	33,710	VHM	508,127
DCM	26,159	VIC	245,120
DGC	21,477	HPG	163,554
DGW	16,032	GAS	57,854
STB	15,316	DPM	46,184

HSX 外資買/賣超的前 5 名

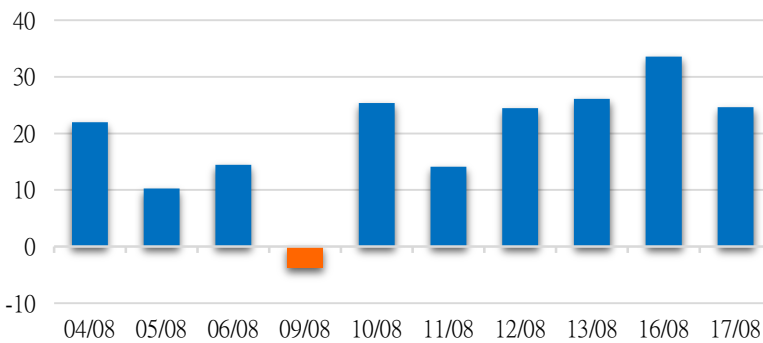
### HNX 外資每日買/賣超



證券代碼	買超金額 (百萬盾)	證券代碼	賣超金額 (百萬盾)
VCS	5,515	VND	40,985
DXS	3,904	PVS	12,171
PAN	2,712	CDN	7,085
TVB	776	BVS	2,740
SHS	734	IDJ	2,613

HNX 外資買/賣超的前 5 名

### UPCOM 外資每日買/賣超



證券代碼	買超金額 (百萬盾)	證券代碼	賣超金額 (百萬盾)
CTR	12,864	SIP	2,927
QNS	7,081	LTG	1,997
ACV	7,067	MSR	1,788
MML	4,050	TTN	204
BSR	4,035	VLB	143

UPCOM 外資買/賣超的前 5 名

源: FimPro - YSVN

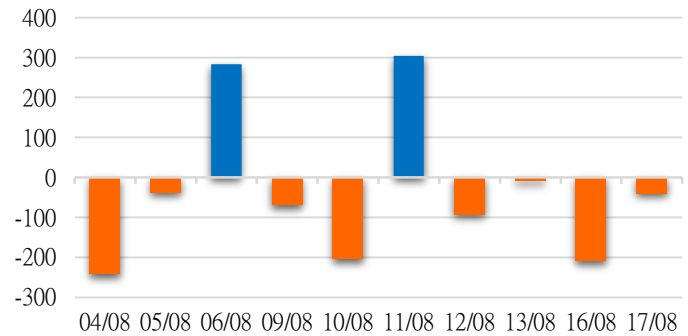
We Create **Fortune**

### 自營統計

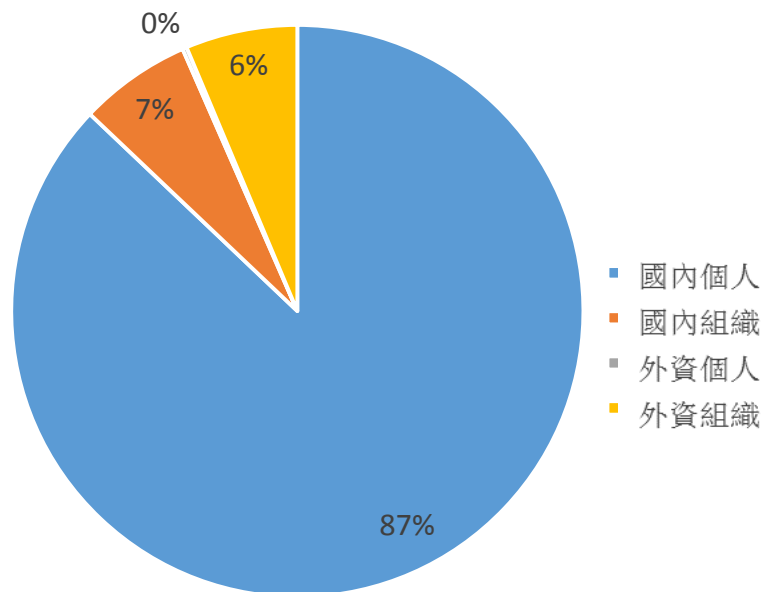
證券代碼	買超金額 (Mil.VND)	證券代碼	賣超金額 (Mil.VND)
VHM	88,576	SSI	35,445
MWG	32,649	HPG	33,726
FUEVFNVD	13,676	TCB	24,718
E1VFN30	7,511	MBB	16,742
ITA	3,732	CTG	9,475

券商自營交易最大前名

券商自營交易每日買/賣超 (Bil.VND)



### 越南證券市場投資人類別統計



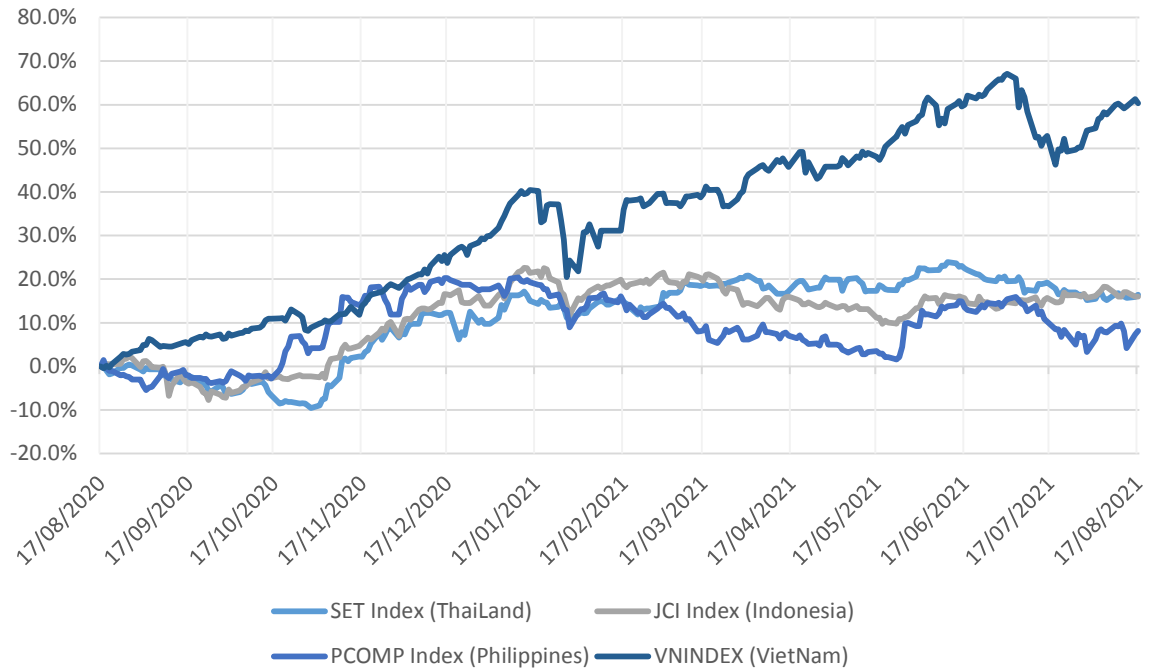
資料源: FiinPro - YSVN





We Create Fortune

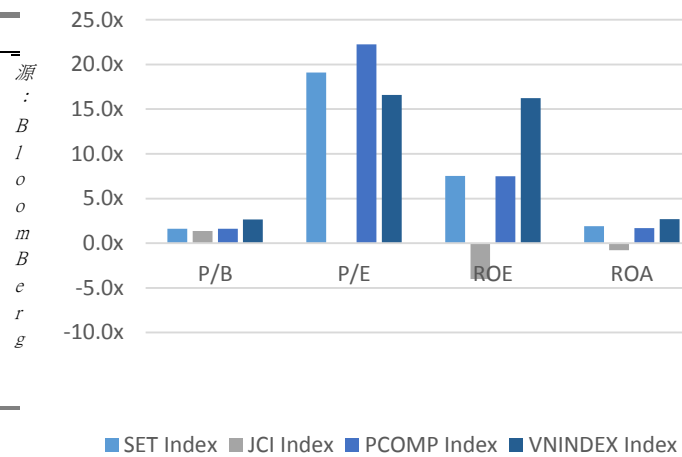
### 東南亞主要市場走勢比較



### 東南亞主要市場數據

		Thailand	Indonesia	Philippines	Vietnam
P/B		1.6x	1.4x	1.6x	2.7x
P/E		19.1x	#N/A N/A	22.3x	16.6x
ROE	%	7.53	(4.02)	7.50	16.24
ROA	%	1.90	(0.77)	1.69	2.68
Vốn hóa	Tỷ USD	524.54	507.52	169.28	226.29
GTGD	Triệu USD	2.01	0.71	0.07	1.14
LS cổ tức	%	2.45	1.94	1.66	1.24

& YSVN







We Create **Fortune**

## 元大證券（越南）公司

### 個人客戶分析部

**Nguyễn Thế Minh**  
研究分析經理  
+84 28 3622 6868 ext 3826  
minh.nguyen@yuanta.com.vn

**Quách Đức Khánh**  
高級分析專員  
+84 28 3622 6868 ext 3833  
khanh.quach@yuanta.com.vn

**Nguyễn Trịnh Ngọc Hồng**  
分析專員  
+84 28 3622 6868 ext 3832  
hong.nguyen@yuanta.com.vn

**Lý Thị Hiền**  
研究分析主管  
+84 28 3622 6868 ext 3908  
hien.ly@yuanta.com.vn

**Phạm Tấn Phát**  
高級分析專員  
+84 28 3622 6868 ext 3880  
phat.pham@yuanta.com.vn

### 個人客戶業務部

**Nguyễn Thanh Tùng**  
總公司業務經理  
+84 28 3622 6868 ext 3609  
tung.nguyen@yuanta.com.vn

**Nguyễn Việt Quang**  
河內分行經理  
+84 28 3622 6868 ext 3404  
quang.nguyen@yuanta.com.vn

**Bùi Quốc Phong**  
同奈分行經理  
+84 28 3622 6868  
phong.bui@yuanta.com.vn

**Võ Đình Tuấn**  
峴港分行經理  
+84 28 3622 6868 ext 3301  
[tuan.vo@yuanta.com.vn](mailto:tuan.vo@yuanta.com.vn)

**Võ Thị Thu Thủy**  
平陽分行經理  
+84 28 3622 6868 ext 3505  
thuy.vo@yuanta.com.vn

**Chung Kim Hoa**  
華人客戶部經理  
+84 28 3622 6868 ext 3828  
hoa.chung@yuanta.com.vn

**Nguyễn Đức Hoàn**  
河內南部營業中心經理  
+84 28 3622 6868 ext 3409  
hoan.nguyen@yuanta.com.vn

**Nguyễn Mạnh Hoạt**  
堤岸分行經理  
+84 28 3622 6868 ext 3847  
hoat.nguyen@yuanta.com.vn

**Đinh Thị Thu Cúc**  
頭頓分行經理  
+84 28 3622 6868 ext 3203  
cuc.dinh@yuanta.com.vn



We Create **Fortune**

## Appendix A: Important Disclosures

### Analyst Certification

Each research analyst primarily responsible for the content of this research report, in whole or in part, certifies that with respect to each security or issuer that the analyst covered in this report: (1) all of the views expressed accurately reflect his or her personal views about those securities or issuers; and (2) no part of his or her compensation was, is, or will be, directly or indirectly, related to the specific recommendations or views expressed by that research analyst in the research report.

### Ratings Definitions

**BUY:** We have a positive outlook on the stock based on our expected absolute or relative return over the investment period. Our thesis is based on our analysis of the company's outlook, financial performance, catalysts, valuation and risk profile. We recommend investors add to their position.

**HOLD-Outperform:** In our view, the stock's fundamentals are relatively more attractive than peers at the current price. Our thesis is based on our analysis of the company's outlook, financial performance, catalysts, valuation and risk profile.

**HOLD-Underperform:** In our view, the stock's fundamentals are relatively less attractive than peers at the current price. Our thesis is based on our analysis of the company's outlook, financial performance, catalysts, valuation and risk profile.

**SELL:** We have a negative outlook on the stock based on our expected absolute or relative return over the investment period. Our thesis is based on our analysis of the company's outlook, financial performance, catalysts, valuation and risk profile. We recommend investors reduce their position.

**Under Review:** We actively follow the company, although our estimates, rating and target price are under review.

**Restricted:** The rating and target price have been suspended temporarily to comply with applicable regulations and/or Yuanta policies.

Note: Yuanta research coverage with a Target Price is based on an investment period of 12 months. Greater China Discovery Series coverage does not have a formal 12 month Target Price and the recommendation is based on an investment period specified by the analyst in the report.

### Global Disclaimer

© 2018 Yuanta. All rights reserved. The information in this report has been compiled from sources we believe to be reliable, but we do not hold ourselves responsible for its completeness or accuracy. It is not an offer to sell or solicitation of an offer to buy any securities. All opinions and estimates included in this report constitute our judgment as of this date and are subject to change without notice.

This report provides general information only. Neither the information nor any opinion expressed herein constitutes an offer or invitation to make an offer to buy or sell securities or other investments. This material is prepared for general circulation to clients and is not intended to provide tailored investment advice and does not take into account the individual financial situation and objectives of any specific person who may receive this report. Investors should seek financial advice regarding the appropriateness of investing in any securities, investments or investment strategies discussed or recommended in this report. The information contained in this report has been compiled from sources believed to be reliable but no representation or warranty, express or implied, is made as to its accuracy, completeness or correctness. This report is not (and should not be construed as) a solicitation to act as securities broker or dealer in any jurisdiction by any person or company that is not legally permitted to carry on such business in that jurisdiction.

Yuanta research is distributed in the United States only to Major U.S. Institutional Investors (as defined in Rule 15a-6 under the Securities Exchange Act of 1934, as amended and SEC staff interpretations thereof). All transactions by a US person in the securities mentioned in this report must be effected through a registered broker-dealer under Section 15 of the Securities Exchange Act of 1934, as amended. Yuanta research is distributed in Taiwan by Yuanta Securities Investment Consulting. Yuanta research is distributed in Hong Kong by Yuanta Securities (Hong Kong) Co. Limited, which is licensed in Hong Kong by the Securities and Futures Commission for regulated activities, including Type 4 regulated activity (advising on securities). In Hong Kong, this research report may not be redistributed, retransmitted or disclosed, in whole or in part or and any form or manner, without the express written