

當日市場：外資維持賣超的交易日鏈

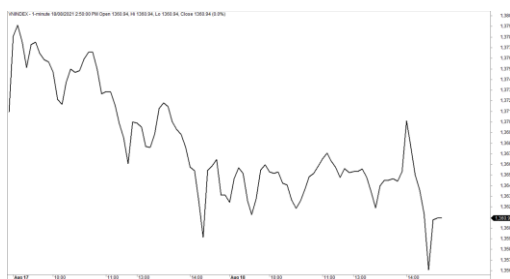
2021/08/19

市場走勢

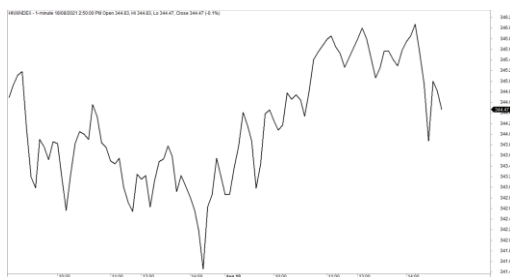
市場指數	VNI	HNI	UPCOM
收盤	1,360.94	344.82	94.48
%日	-0.16%	0.50%	0.30%
%週	0.23%	3.10%	2.68%
%月	4.74%	12.04%	10.72%
%年	60.79%	194.67%	65.49%
成交值(Bil.VND)			
當日	24,269	4,217	1,560
日均量/週	24,840	4,218	1,865
日均量/月	20,552	3,120	1,393
外資進出			
買進	857.31	88.08	53.96
賣出	2,739.27	128.73	12.43
買賣超	-1,881.96	-40.65	41.53
市場漲跌家數			
上漲	162	123	160
下跌	172	85	139
持平	63	158	604
市場指標			
P/E	16.70	17.57	21.31
總市值 (兆盾)	5,167	454	1,306
股息殖利 ²	1.24%	2.22%	4.13%

資料源: Bloomberg - YSVN

VNINDEX



HNIINDEX



市場走勢

各指數均出現背離，VNI-Index 下跌 0.16%，收於 1360.94 點。相反，HNX-Index 上漲 0.5%，收於 344.82 點；Upcom-Index 上漲 0.3%，收於 94.48 點。所有 3 個市場的交易額達到 27 兆 9,380 億越南盾。

VN30-Index 繼續強烈獲利，導致 HOSE 盤中下跌。PDR (-1.4%)、SSI (-1.8%)、VPB (-1.7%)、VIC (-1%) 是拉低指數的股票。相反，BVH (+2.1%)、MWG (+1.5%)、MSN (+1.5%) 支撐著指數的漲勢。幅度相對較窄，有 11 檔股票上漲和 16 檔下跌，表明下跌的股票在 VN30 指數中占多數。

與大型股相反、中小型股仍保持良好的增速，如 FIT、DIG、HAX、MBS、ORS、HAP 等。

外資在市場上賣超超過 1 兆 8810 億越南盾，主要集中在 VHM (4440 億)、FUEVFN (3010 億)、SSI (2650 億)。另一方面，他們買超 VHC (180 億)、CTR (160 億)、QNS (130 億)。

市場短期觀點

我們認為市場將迅速回歸上漲趨勢，VN-Index 可能在下一交易日測試 1,374 點水平。同時，我們仍然評估短期風險仍然較低，如果下个交易日 VN-Index 不能突破 1,374 點水平，市場可能進入積累階段，現金流將在各類股票間分化。此外，短期情緒指標仍處於過度樂觀區域，表明市場也可能需要時間積累，才能延續市場的短期上漲趨勢。

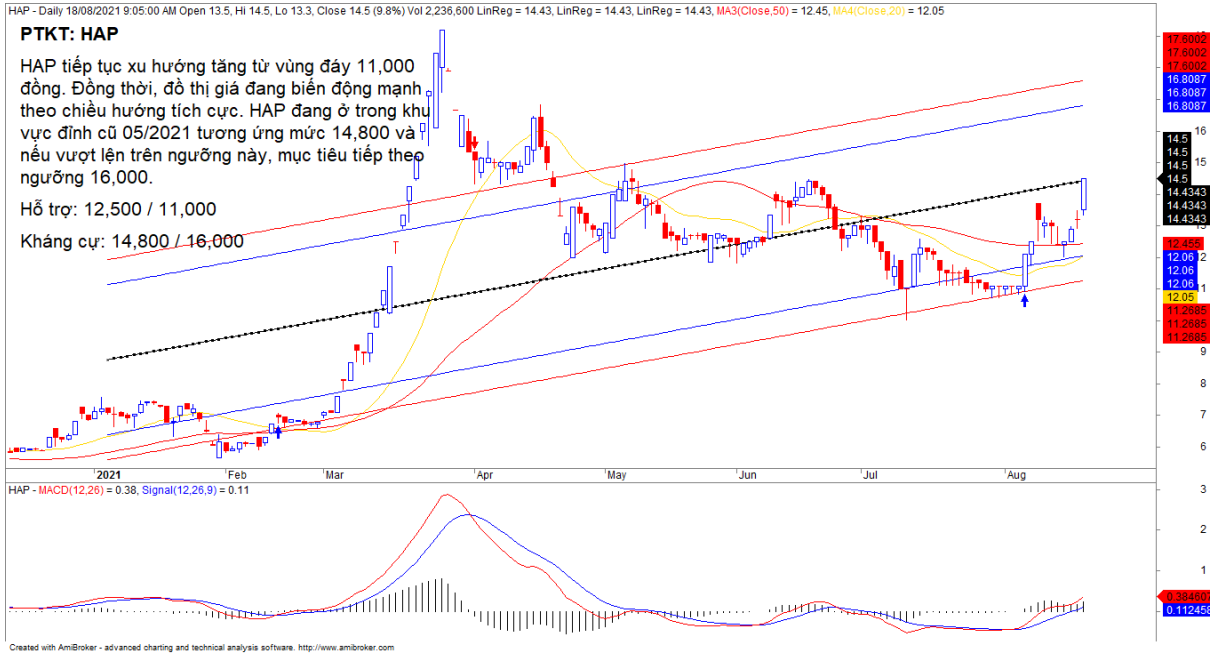
我們建議短線投資者可以繼續持有投資組合中較高比例的股票，並可以利用回調增加持股比重，或買進新股票。

請在 <https://ysradar.yuanta.com.vn/> 查看有關股票的信號。



We Create Fortune

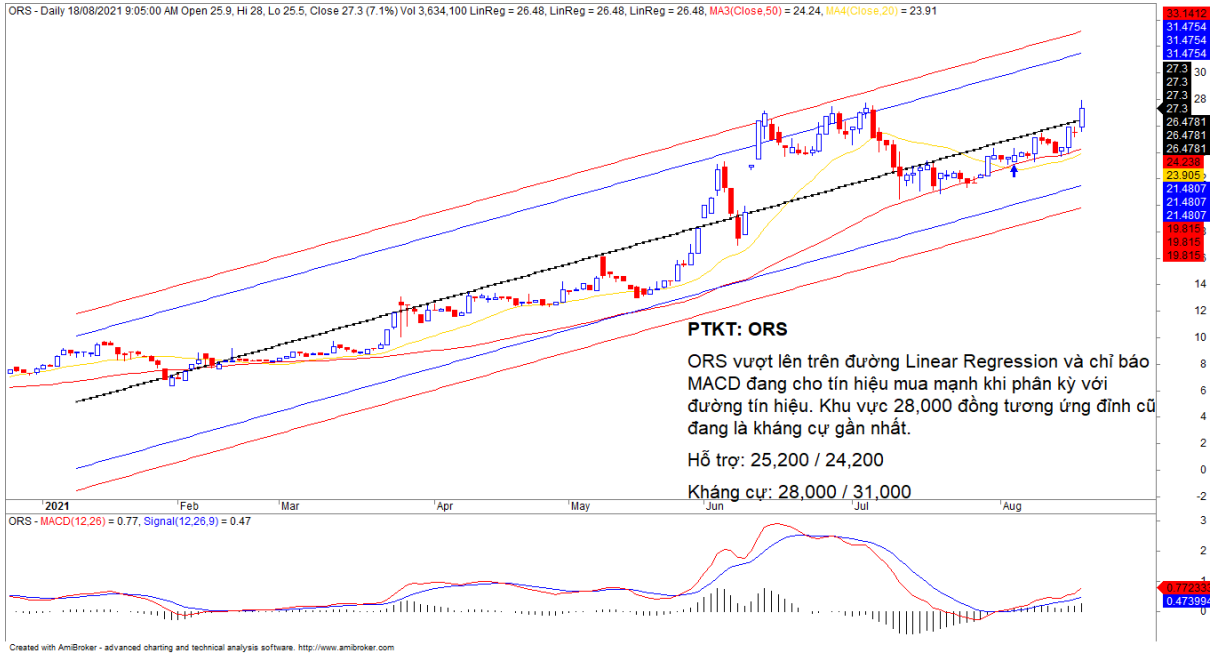
熱點股票技術分析





We Create Fortune

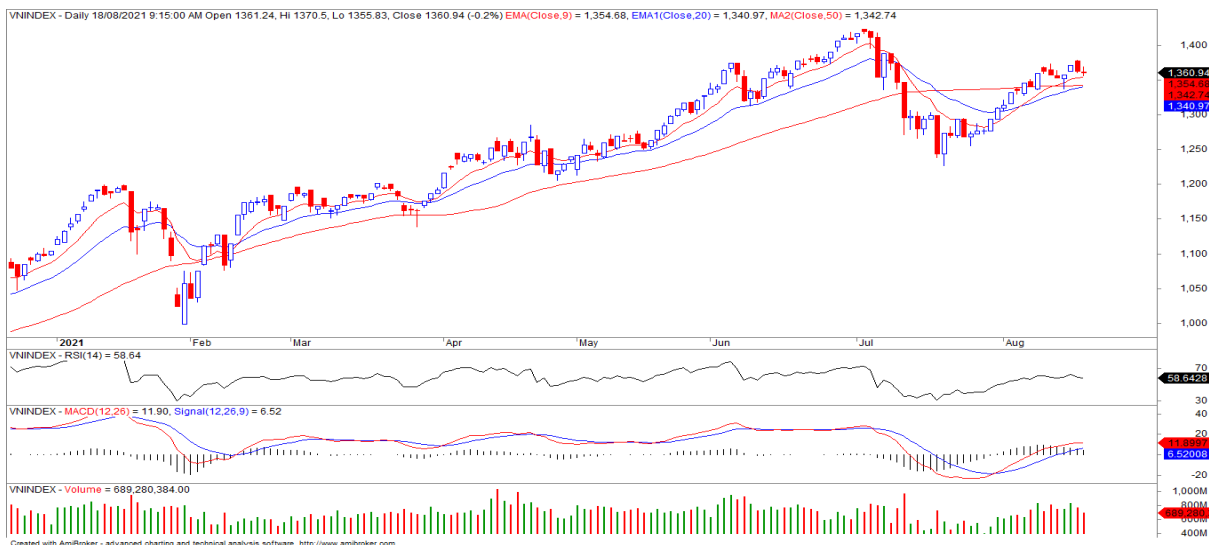
熱點股票技術分析



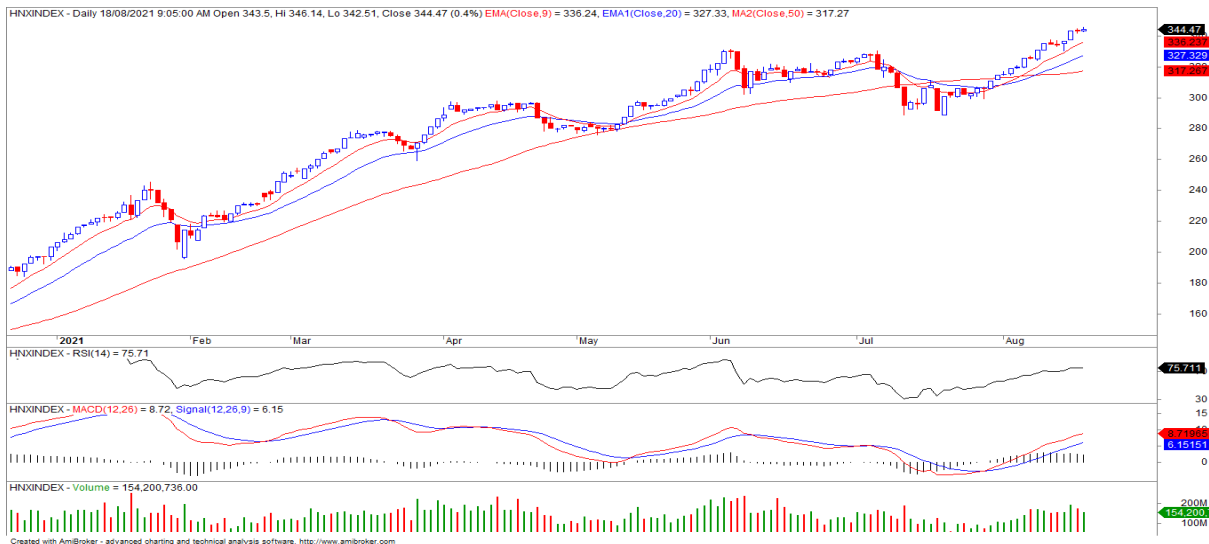


We Create Fortune

技術分析圖



指數技術分析圖 VN-Index



指數技術分析圖 HNX-Index

指數	短期趨勢	中期趨勢	阻力區 1	阻力區 2	支撐區 1	支撐區 2
VN-Index	上漲	中立	1374	1410	1210	970
HNX-Index	上漲	中立	314	333	300	180
VN30	上漲	中立	1494	1550	1445	960
VNMidcaps	上漲	中立	1,730	1800	1650	963
VNSmallcaps	上漲	上漲	1430	1450	1400	804



We Create Fortune

胡志明市交易所 (HSX)

	收盤	漲跌%
VNI	1360.94	-0.16%
VN30	1489.54	-0.31%
VN Mid	1686.66	-0.03%
VN Small	1495.82	0.08%

河內交易所 (HSX)

	收盤	漲跌%
HNI	344.82	0.50%
HN30	575.09	0.59%
VNX AllSh	1399.18	-0.24%

UPCOM 市場 (UPCoM)

	收盤	漲跌%
UPCoM	94.48	0.30%

外資交易	成交值 (Bil.VND)
買進	857.31
賣出	2739.27
買超/賣超	-1881.96

外資交易	成交值 (Bil.VND)
買進	88.08
賣出	128.73
買超/賣超	-40.65

外資交易	成交值 (Bil.VND)
買進	53.96
賣出	12.43
買超/賣超	41.53

上漲排名/ 股碼	漲跌(VND)	漲跌%
VSH	1900	7.00%
DBD	3100	6.97%
HAX	1500	6.94%
JVC	310	6.92%
VIX	1700	6.91%

上漲排名/ 股碼	漲跌(VND)	漲跌%
HAP	1300	9.85%
EVS	2800	9.72%
AMV	1000	9.62%
TVB	2000	9.57%
BII	900	9.18%

上漲排名/ 股碼	漲跌(VND)	漲跌%
SSH	14413	13.67%
VEC	1803	13.46%
ORS	1508	5.91%
HTM	1070	5.60%
GHC	1510	4.78%

下跌排名/ 股碼	漲跌(VND)	漲跌%
VSC	-4800	-6.86%
VOS	-1000	-6.83%
AGM	-2200	-6.67%
BFC	-1700	-4.70%
DQC	-950	-3.93%

下跌排名/ 股碼	漲跌(VND)	漲跌%
BCC	-400	-2.53%
DL1	-100	-1.41%
DXS	-400	-1.41%
NVB	-400	-1.36%
LIG	-100	-1.23%

下跌排名/ 股碼	漲跌(VND)	漲跌%
C4G	-309	-2.92%
TID	-789	-2.66%
PGB	-638	-2.59%
LTG	-975	-2.41%
ACV	-1524	-1.94%

*備註：市值>5,000 億盾；成交值>15 億盾

市值排名/ 股碼	Bil.VND
VIC	376,338
VCB	374,597
VHM	371,796
HPG	225,435
TCB	186,812

市值排名/ 股碼	Bil.VND
THD	74,725
SHB	56,804
VND	22,610
VCS	19,776
BAB	17,397

市值排名/ 股碼	Bil.VND
ACV	171,324
MCH	89,170
BSR	60,054
VEA	58,532
GE2	38,863

交易量排名/ 股碼	成交值	30 日均
HPG	25,313,600	26,449,248
VHM	23,516,400	7,531,257
STB	22,891,200	26,936,083
TCB	20,580,400	17,345,657
FIT	20,113,500	8,823,109

交易量排名/ 股碼	成交值	30 日均
PVS	18,095,830	11,691,770
SHB	14,946,981	15,658,177
VND	14,505,474	10,396,906
SHS	11,777,839	6,933,918
AMV	5,708,905	997,139

交易量排 名/股碼	成交值	30 日均
BSR	8,368,086	14,461,317
SBS	5,778,273	3,761,659
HHV	4,949,685	3,251,968
DDV	3,996,235	2,505,125
ORS	3,634,180	1,093,609

資料源: Bloomberg & Yuanta Research

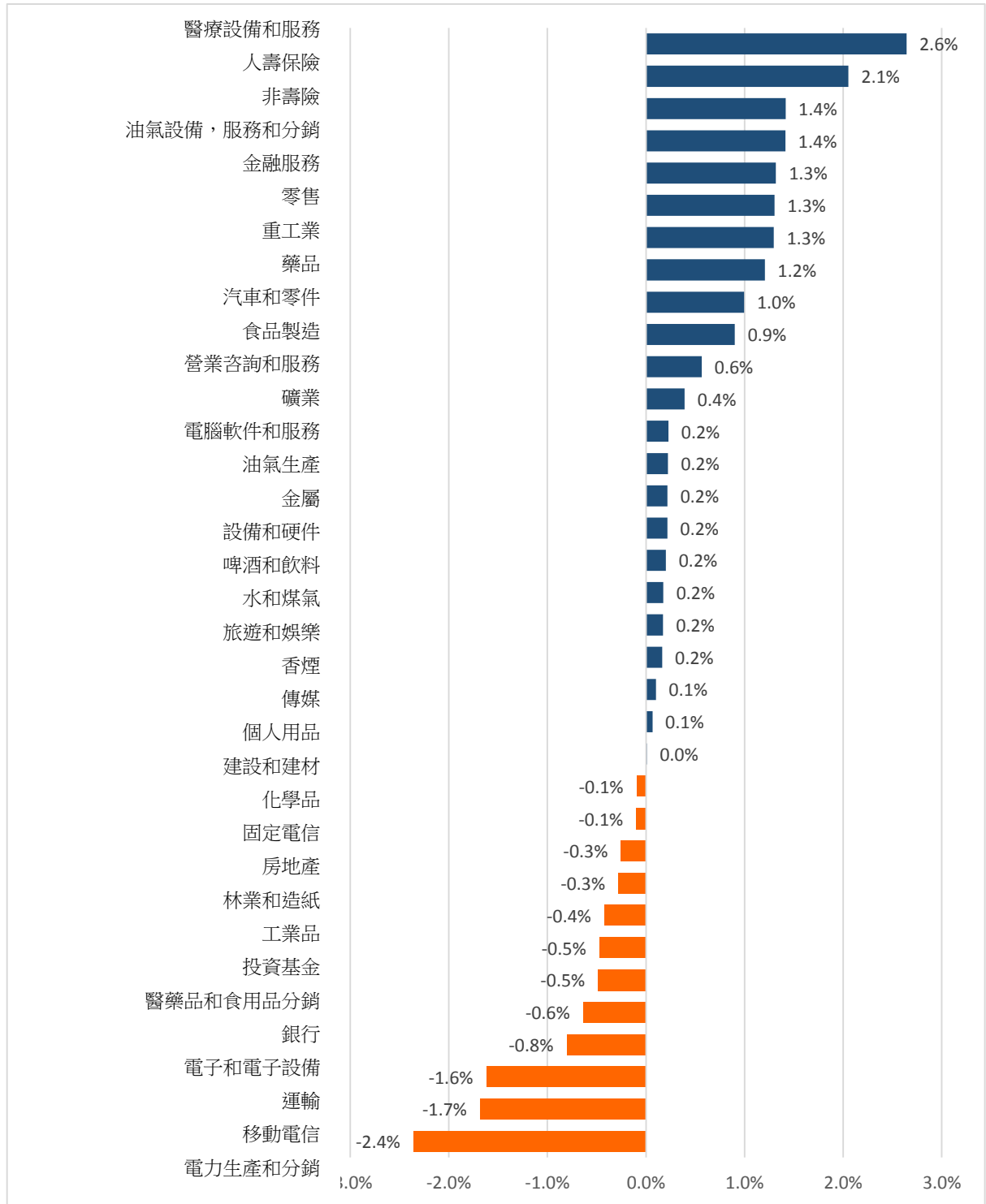
資料源: Bloomberg & Yuanta Research

資料源: Bloomberg & Yuanta Research



We Create **Fortune**

各行業板塊的交易走勢



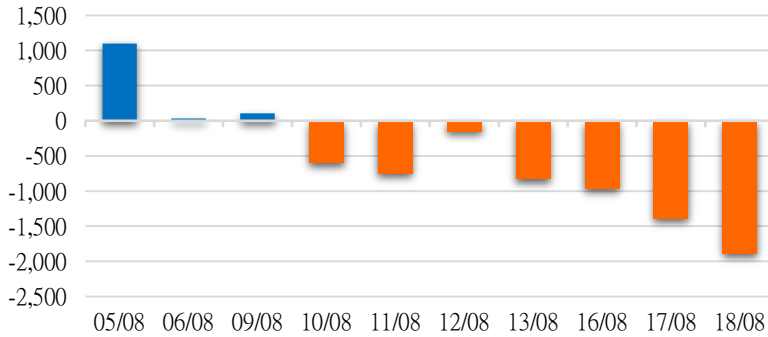
資料源: FiinPro - YSVN



We Create Fortune

外資買進賣統計

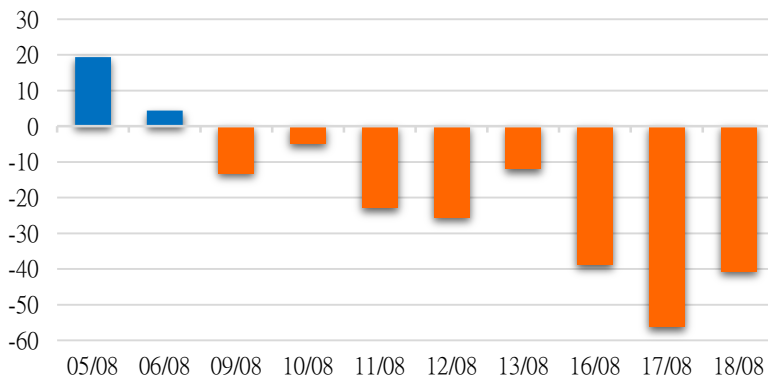
HSX 外資每日買/賣超



證券代碼	買超金額 (百萬盾)	證券代碼	賣超金額 (百萬盾)
VHC	17,839	VHM	443,960
DIG	11,369	FUEVFN30	301,475
MIG	8,299	SSI	264,899
SZC	5,392	VNM	163,395
E1VFN30	5,244	VIC	118,116

HSX 外資買/賣超的前 5 名

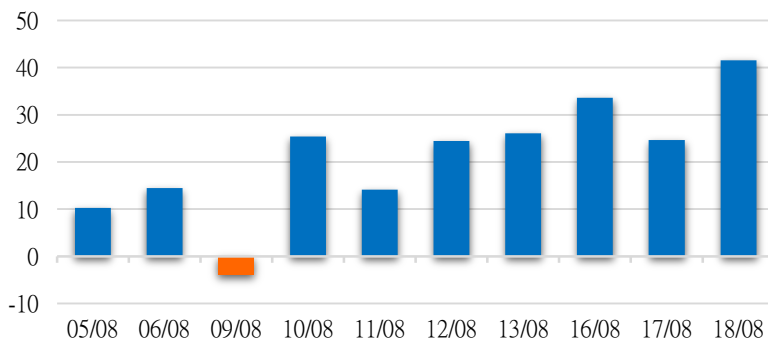
HNX 外資每日買/賣超



證券代碼	買超金額 (百萬盾)	證券代碼	賣超金額 (百萬盾)
PVS	5,893	VND	48,718
THD	4,756	DXP	6,423
PAN	3,865	BVS	3,478
TVB	1,314	SHS	2,197
VCS	1,044	BII	546

HNX 外資買/賣超的前 5 名

UPCOM外資每日買/賣超



證券代碼	買超金額 (百萬盾)	證券代碼	賣超金額 (百萬盾)
CTR	16,410	SBS	956
QNS	13,076	TTD	180
ABI	4,073	DC1	53
MCH	3,560	FOC	33
ACV	2,793	IFS	32

UPCOM 外資買/賣超的前 5 名

源: FimPro - YSVN

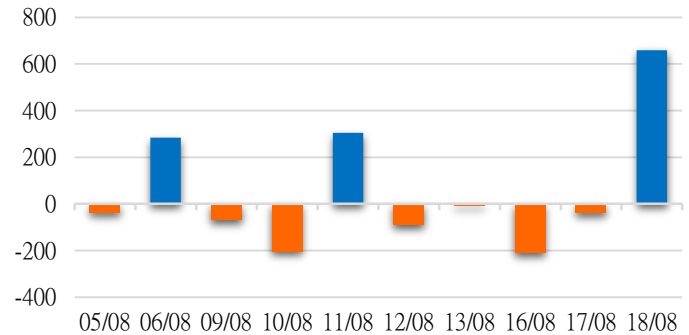
We Create **Fortune**

自營統計

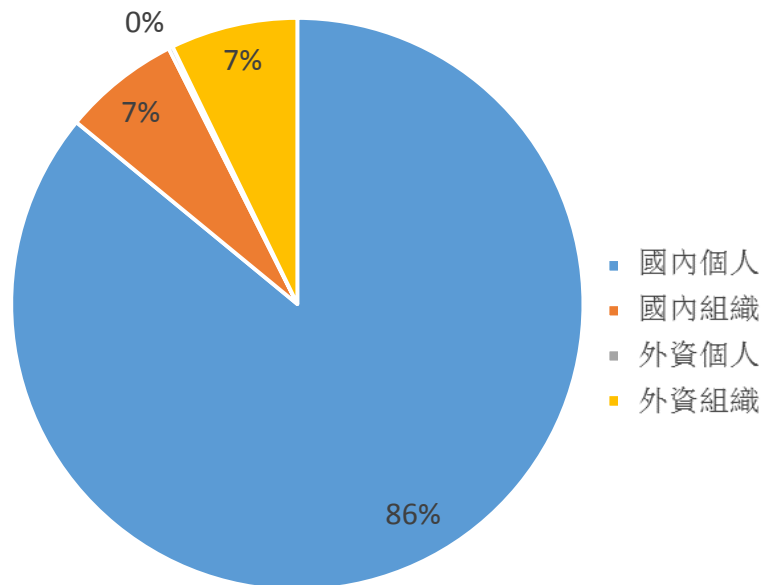
證券代碼	買超金額 (Mil.VND)	證券代碼	賣超金額 (Mil.VND)
FUEVFNVD	301,893	SSI	11,178
VHM	60,254	BID	8,228
TCB	49,206	REE	7,224
VNM	46,432	E1VFN30	5,232
MWG	29,073	TIP	4,441

券商自營交易最大前名

券商自營交易每日買/賣超 (Bil.VND)



越南證券市場投資人類別統計

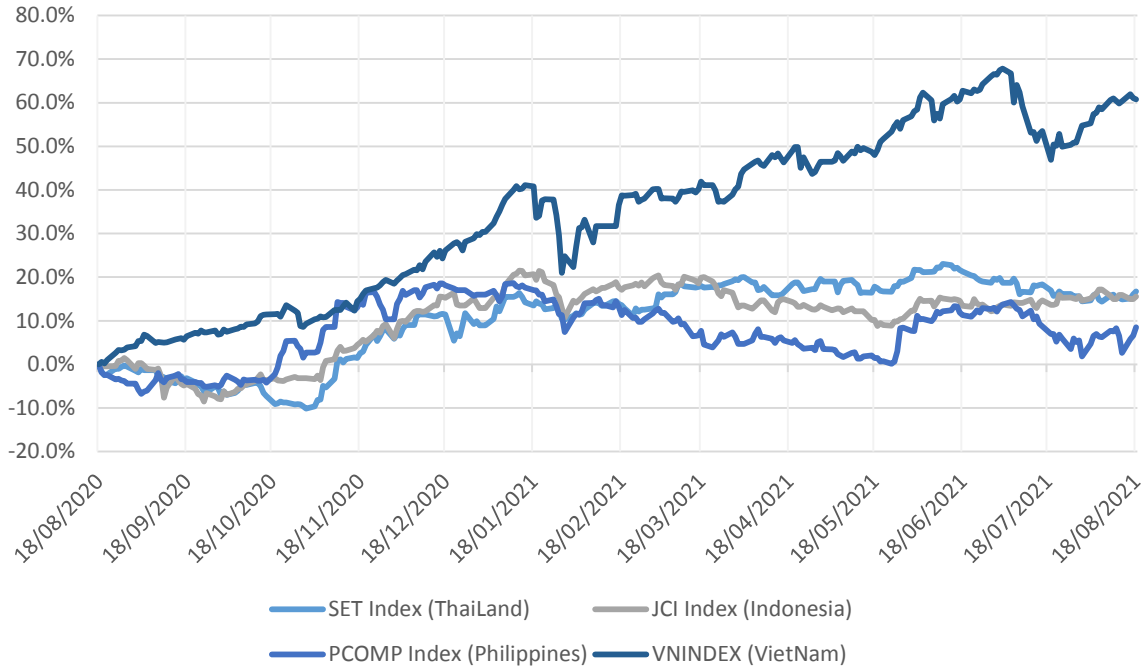


資料源: FiinPro - YSVN



We Create Fortune

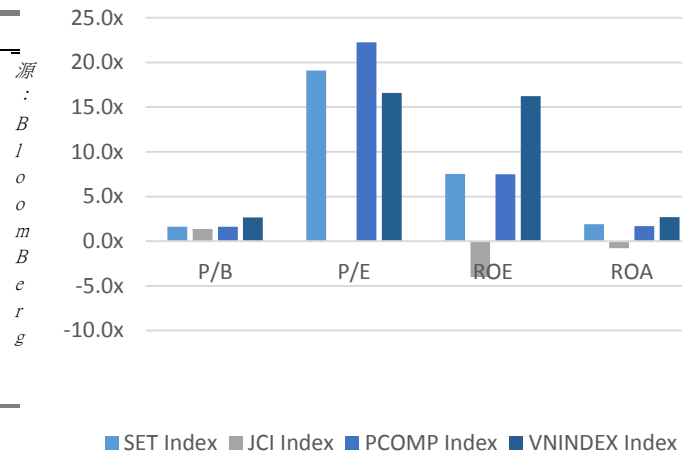
東南亞主要市場走勢比較



東南亞主要市場數據

		Thailand	Indonesia	Philippines	Vietnam
P/B		1.6x	1.4x	1.6x	2.6x
P/E		19.2x	#N/A N/A	22.1x	16.4x
ROE	%	7.55	(4.02)	7.53	16.29
ROA	%	1.91	(0.77)	1.70	2.64
Vốn hóa	Tỷ USD	530.52	507.52	170.59	225.03
GTGD	Triệu USD	2.20	0.71	0.08	1.07
LS cổ tức	%	2.43	1.93	1.71	1.25

& YSVN





We Create **Fortune**

元大證券（越南）公司

個人客戶分析部

Nguyễn Thế Minh
研究分析經理
+84 28 3622 6868 ext 3826
minh.nguyen@yuanta.com.vn

Quách Đức Khánh
高級分析專員
+84 28 3622 6868 ext 3833
khanh.quach@yuanta.com.vn

Nguyễn Trịnh Ngọc Hồng
分析專員
+84 28 3622 6868 ext 3832
hong.nguyen@yuanta.com.vn

Lý Thị Hiền
研究分析主管
+84 28 3622 6868 ext 3908
hien.ly@yuanta.com.vn

Phạm Tấn Phát
高級分析專員
+84 28 3622 6868 ext 3880
phat.pham@yuanta.com.vn

個人客戶業務部

Nguyễn Thanh Tùng
總公司業務經理
+84 28 3622 6868 ext 3609
tung.nguyen@yuanta.com.vn

Nguyễn Việt Quang
河內分行經理
+84 28 3622 6868 ext 3404
quang.nguyen@yuanta.com.vn

Bùi Quốc Phong
同奈分行經理
+84 28 3622 6868
phong.bui@yuanta.com.vn

Võ Đình Tuấn
峴港分行經理
+84 28 3622 6868 ext 3301
tuan.vo@yuanta.com.vn

Võ Thị Thu Thủy
平陽分行經理
+84 28 3622 6868 ext 3505
thuy.vo@yuanta.com.vn

Chung Kim Hoa
華人客戶部經理
+84 28 3622 6868 ext 3828
hoa.chung@yuanta.com.vn

Nguyễn Đức Hoàn
河內南部營業中心經理
+84 28 3622 6868 ext 3409
hoan.nguyen@yuanta.com.vn

Nguyễn Mạnh Hoạt
堤岸分行經理
+84 28 3622 6868 ext 3847
hoat.nguyen@yuanta.com.vn

Đinh Thị Thu Cúc
頭頓分行經理
+84 28 3622 6868 ext 3203
cuc.dinh@yuanta.com.vn



We Create **Fortune**

Appendix A: Important Disclosures

Analyst Certification

Each research analyst primarily responsible for the content of this research report, in whole or in part, certifies that with respect to each security or issuer that the analyst covered in this report: (1) all of the views expressed accurately reflect his or her personal views about those securities or issuers; and (2) no part of his or her compensation was, is, or will be, directly or indirectly, related to the specific recommendations or views expressed by that research analyst in the research report.

Ratings Definitions

BUY: We have a positive outlook on the stock based on our expected absolute or relative return over the investment period. Our thesis is based on our analysis of the company's outlook, financial performance, catalysts, valuation and risk profile. We recommend investors add to their position.

HOLD-Outperform: In our view, the stock's fundamentals are relatively more attractive than peers at the current price. Our thesis is based on our analysis of the company's outlook, financial performance, catalysts, valuation and risk profile.

HOLD-Underperform: In our view, the stock's fundamentals are relatively less attractive than peers at the current price. Our thesis is based on our analysis of the company's outlook, financial performance, catalysts, valuation and risk profile.

SELL: We have a negative outlook on the stock based on our expected absolute or relative return over the investment period. Our thesis is based on our analysis of the company's outlook, financial performance, catalysts, valuation and risk profile. We recommend investors reduce their position.

Under Review: We actively follow the company, although our estimates, rating and target price are under review.

Restricted: The rating and target price have been suspended temporarily to comply with applicable regulations and/or Yuanta policies.

Note: Yuanta research coverage with a Target Price is based on an investment period of 12 months. Greater China Discovery Series coverage does not have a formal 12 month Target Price and the recommendation is based on an investment period specified by the analyst in the report.

Global Disclaimer

© 2018 Yuanta. All rights reserved. The information in this report has been compiled from sources we believe to be reliable, but we do not hold ourselves responsible for its completeness or accuracy. It is not an offer to sell or solicitation of an offer to buy any securities. All opinions and estimates included in this report constitute our judgment as of this date and are subject to change without notice.

This report provides general information only. Neither the information nor any opinion expressed herein constitutes an offer or invitation to make an offer to buy or sell securities or other investments. This material is prepared for general circulation to clients and is not intended to provide tailored investment advice and does not take into account the individual financial situation and objectives of any specific person who may receive this report. Investors should seek financial advice regarding the appropriateness of investing in any securities, investments or investment strategies discussed or recommended in this report. The information contained in this report has been compiled from sources believed to be reliable but no representation or warranty, express or implied, is made as to its accuracy, completeness or correctness. This report is not (and should not be construed as) a solicitation to act as securities broker or dealer in any jurisdiction by any person or company that is not legally permitted to carry on such business in that jurisdiction.

Yuanta research is distributed in the United States only to Major U.S. Institutional Investors (as defined in Rule 15a-6 under the Securities Exchange Act of 1934, as amended and SEC staff interpretations thereof). All transactions by a US person in the securities mentioned in this report must be effected through a registered broker-dealer under Section 15 of the Securities Exchange Act of 1934, as amended. Yuanta research is distributed in Taiwan by Yuanta Securities Investment Consulting. Yuanta research is distributed in Hong Kong by Yuanta Securities (Hong Kong) Co. Limited, which is licensed in Hong Kong by the Securities and Futures Commission for regulated activities, including Type 4 regulated activity (advising on securities). In Hong Kong, this research report may not be redistributed, retransmitted or disclosed, in whole or in part or and any form or manner, without the express written