

當日市場：持續強烈分化

2021/08/27

市場走勢

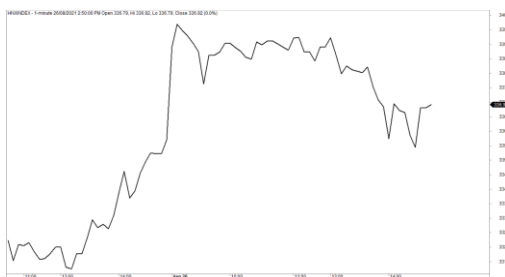
市場指數	VNI	HNI	UPCOM
收盤	1,301.12	336.85	91.55
%日	-0.64%	0.25%	0.02%
%週	-5.36%	-2.66%	-3.34%
%月	2.23%	11.22%	9.16%
%年	48.96%	171.89%	56.44%
<b>成交值(Bil.VND)</b>			
當日	17,648	3,275	1,329
日均量/週	24,287	4,412	1,894
日均量/月	22,036	3,614	1,611
<b>外資進出</b>			
買進	1,364.40	55.15	32.34
賣出	1,767.06	37.53	22.03
買賣超	-402.66	17.62	10.31
<b>市場漲跌家數</b>			
上漲	187	118	174
下跌	152	100	105
持平	58	148	624
<b>市場指標</b>			
P/E	16.06	17.17	20.37
總市值 (兆盾)	4,965	447	1,251
股息殖利 <sup>2</sup>	1.25%	2.24%	4.27%

資料源: Bloomberg - YSVN

VNINDEX



HNIINDEX



市場走勢

市場在接近尾聲時劇烈震盪，尤其是 HOSE 指數。VNI-Index 下跌 0.64%，收於 1301.12 點。反方向的 HNX-Index 上漲 0.25%，收於 336.85 點；Upcom-Index 略高於參考值。市場的交易額達 21 兆 2040 億越南盾。

午後拋盤強勢回歸，尤其是銀行股，令 HOSE 出現強烈回調。CTG (-3%)、BID (-2.2%)、TPB (-2.3%)、ACB (-1.5%)等出現強烈的修正。反之，GVR、MWG、POW、SAB、VNM、VRE 略有上漲。

當天的亮點是化肥股（DPM、DCM、LAS、BFC）和海港股（GMD、HAH）逆市上揚。

外資賣超整個市場近 3750 億越南盾，其中 VHM（2080 億）、CTG（850 億）、HPG（480 億）被拋售最多。另一方面，他們積極買進 MBB（830 億）、VNM（430 億）、E1VFN30（220 億）。

市場短期觀點

我們認為 VN-Index 下个交易日可能會繼續在 1,300-1,320 點區間內震盪。同時，市場仍處於積累階段，未來 1-2 个交易日我們仍傾向於窄幅橫盤的情景，但市場也可能出現短暫的反彈。交易時段。然而，現金流在各類股票之間出現分化跡象，因此投資者不應出售整個投資組合。

整體市場短期走勢仍為下跌。因此，我們建議短線投資者可以繼續調整投資組合，將持股比例保持在投資組合的 40-45%。同時，投資者現階段不宜再買進股票。

請在 <https://ysradar.yuanta.com.vn/> 查看有關股票的信號。



We Create Fortune

### 熱點股票技術分析





We Create Fortune

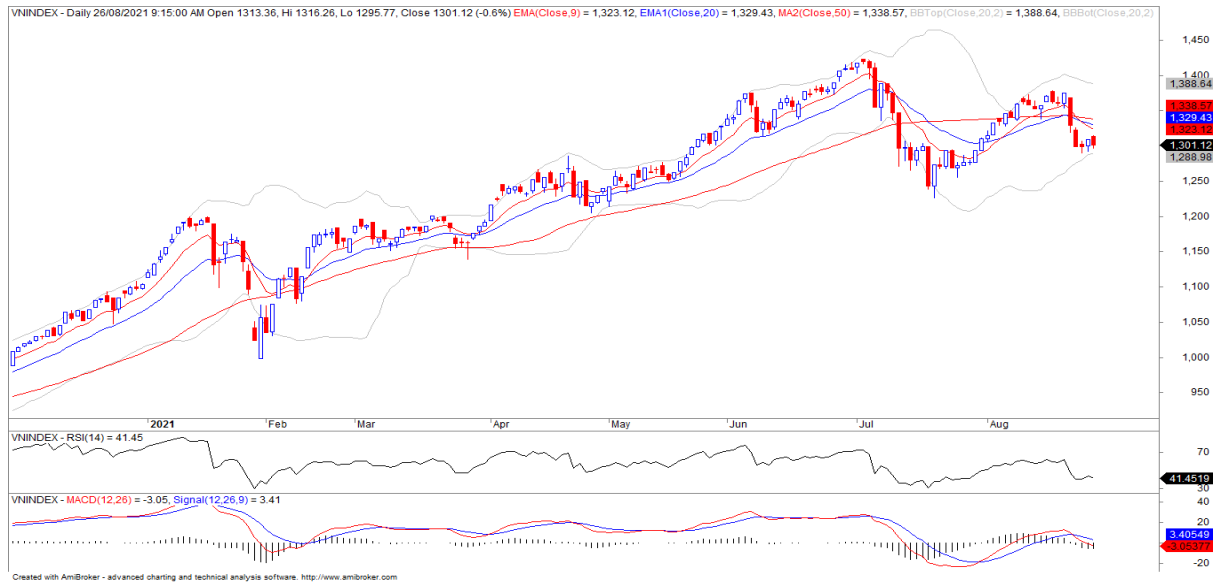
### 熱點股票技術分析



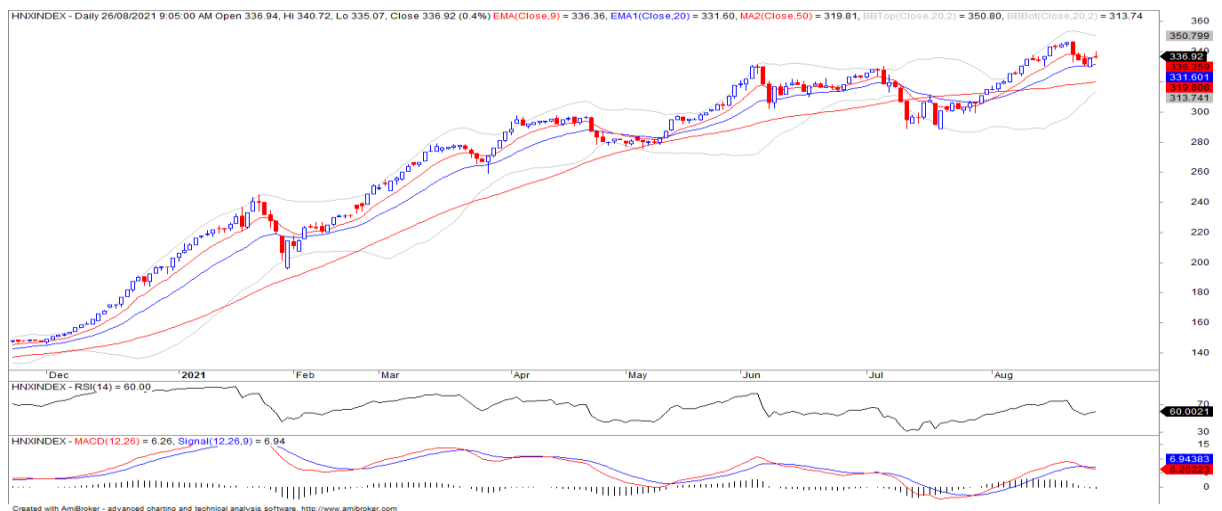


We Create Fortune

技術分析圖



指數技術分析圖 VN-Index



指數技術分析圖 HNX-Index

指數	短期趨勢	中期趨勢	阻力區 1	阻力區 2	支撐區 1	支撐區 2
VN-Index	下跌	中立	1374	1410	1210	970
HNX-Index	下跌	中立	314	333	300	180
VN30	下跌	中立	1494	1550	1445	960
VNMidcaps	下跌	中立	1,730	1800	1650	963
VNSmallcaps	下跌	上漲	1430	1450	1400	804

We Create Fortune

胡志明市交易所 (HSX)

	收盤	漲跌%
VNI	1301.12	-0.64%
VN30	1412.45	-1.12%
VN Mid	1609.11	0.35%
VN Small	1472.61	0.84%

河內交易所 (HSX)

	收盤	漲跌%
HNI	336.85	0.25%
HN30	559.31	-0.47%
VNX AllSh	1331.93	-0.69%

UPCOM 市場 (UPCoM)

	收盤	漲跌%
UPCoM	91.55	0.02%

外資交易	成交值 (Bil.VND)
買進	1364.4
賣出	1767.06
買超/賣超	-402.66

外資交易	成交值 (Bil.VND)
買進	55.15
賣出	37.53
買超/賣超	17.62

外資交易	成交值 (Bil.VND)
買進	32.34
賣出	22.03
買超/賣超	10.31

上漲排名/股碼	漲跌(VND)	漲跌%
TRA	6000	6.99%
VTO	660	6.95%
TV2	3500	6.92%
BWE	2600	6.91%
NHH	2400	6.91%

上漲排名/股碼	漲跌(VND)	漲跌%
PHP	2800	9.96%
DXP	1900	9.69%
BII	1100	9.40%
BCC	1000	6.67%
TNG	1900	6.48%

上漲排名/股碼	漲跌(VND)	漲跌%
DDV	1626	9.62%
SGP	3209	9.52%
TCW	2794	8.98%
DRI	1005	8.74%
G36	673	6.53%

下跌排名/股碼	漲跌(VND)	漲跌%
FIT	-1300	-6.84%
VIX	-1300	-4.71%
PDR	-3300	-3.80%
HCM	-1900	-3.51%
PNJ	-2800	-3.15%

下跌排名/股碼	漲跌(VND)	漲跌%
TVB	-1500	-6.33%
VGS	-1700	-5.54%
WSS	-400	-3.85%
NRC	-700	-3.47%
ART	-300	-3.09%

下跌排名/股碼	漲跌(VND)	漲跌%
BMS	-849	-3.69%
NTC	-2273	-1.18%
ACG	-870	-0.84%
SSH	-608	-0.60%
BSR	-84	-0.48%

\*備註：市值>5,000 億盾；成交值>15 億盾

市值排名/股碼	Bil.VND
VCB	359,019
VHM	357,058
VIC	354,265
HPG	213,358
VNM	181,826

市值排名/股碼	Bil.VND
THD	75,005
SHB	54,301
VND	21,795
VCS	19,232
BAB	16,569

市值排名/股碼	Bil.VND
ACV	167,534
MCH	91,712
VEA	55,942
BSR	54,308
GE2	38,685

交易量排名/股碼	成交值	30 日均
CTG	21,117,401	15,859,430
KBC	18,430,200	10,596,165
HPG	18,251,216	26,269,743
MBB	14,785,481	16,736,635
VHM	13,382,400	10,799,509

交易量排名/股碼	成交值	30 日均
SHB	30,931,631	17,137,277
VND	9,119,266	11,984,277
TNG	6,320,829	3,364,735
PVS	5,553,607	11,701,508
SHS	5,151,326	7,584,628

交易量排名/股碼	成交值	30 日均
HHV	7,637,934	4,821,635
DDV	7,455,119	3,744,124
BSR	6,927,883	14,958,081
C4G	2,911,520	2,350,082
SBS	2,744,145	4,624,343

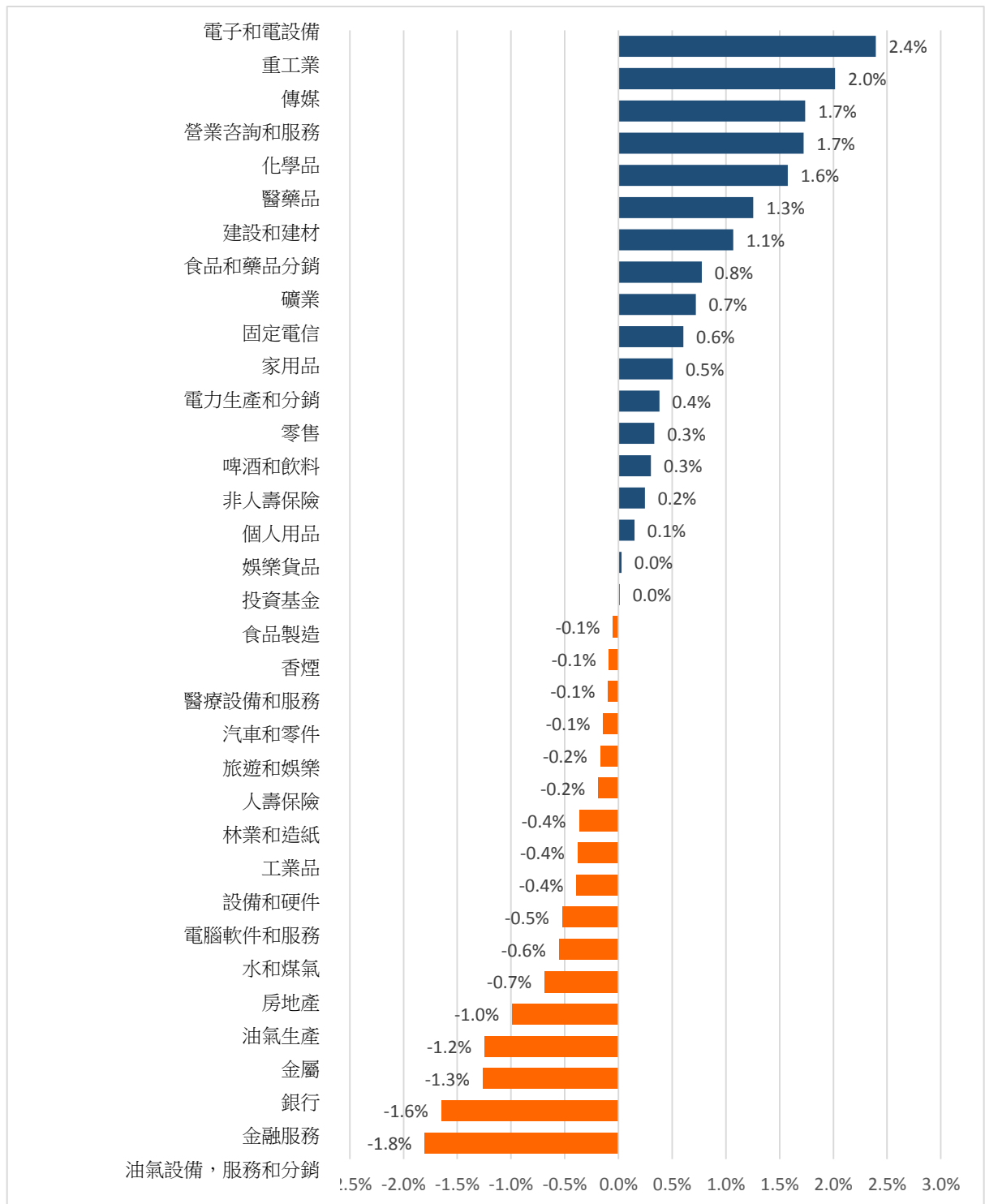
資料源: Bloomberg & Yuanta Research

資料源: Bloomberg & Yuanta Research

資料源: Bloomberg & Yuanta Research

We Create Fortune

## 各行業板塊的交易走勢



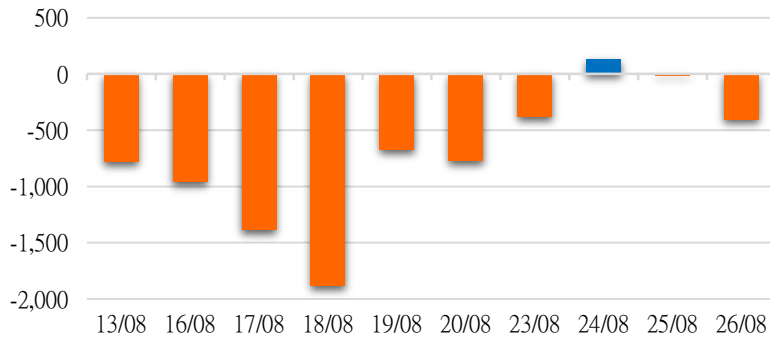
資料源: FinPro - YSVN



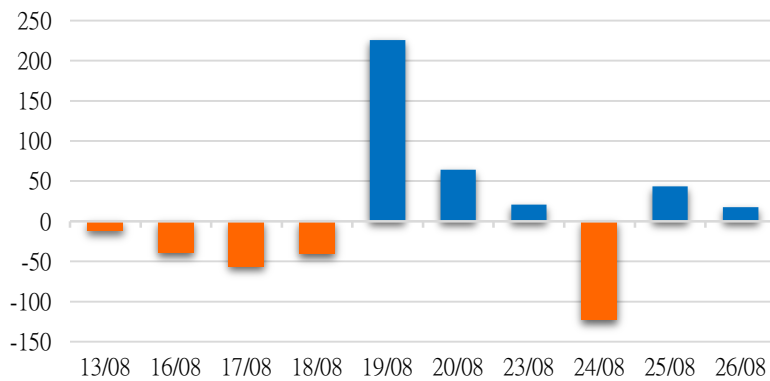
We Create Fortune

## 外資買進賣統計

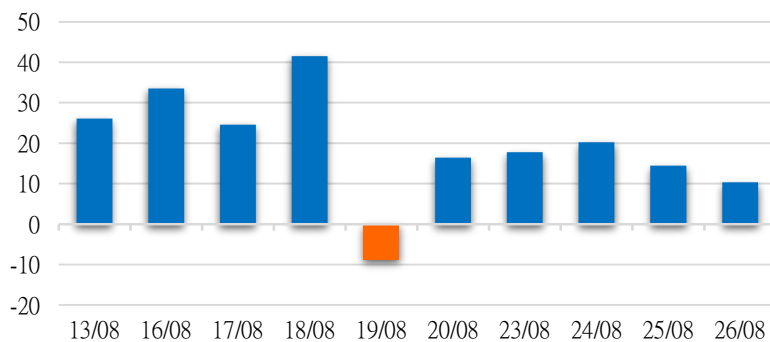
### HSX 外資每日買/賣超



### HNX 外資每日買/賣超



### UPCOM外資每日買/賣超



證券代碼	買超金額 (百萬盾)	證券代碼	賣超金額 (百萬盾)
MBB	82,575	VHM	205,867
VNM	43,183	CTG	84,916
E1VFN30	22,149	HPG	47,643
DHC	18,822	GMD	47,365
SAB	15,984	MSN	29,880

HSX 外資買/賣超的前 5 名

證券代碼	買超金額 (百萬盾)	證券代碼	賣超金額 (百萬盾)
VND	14,934	NTP	5,856
DXS	13,233	NVB	3,928
PAN	1,152	SHS	3,439
BII	969	DXP	1,632
TVB	867	BCC	1,003

HNX 外資買/賣超的前 5 名

證券代碼	買超金額 (百萬盾)	證券代碼	賣超金額 (百萬盾)
CTR	15,860	QNS	12,986
ACV	8,118	LTG	2,602
HHV	360	TCI	324
ORS	316	VLB	91
MCH	193	FOX	84

UPCOM 外資買/賣超的前 5 名

源: FiinPro - YSVN



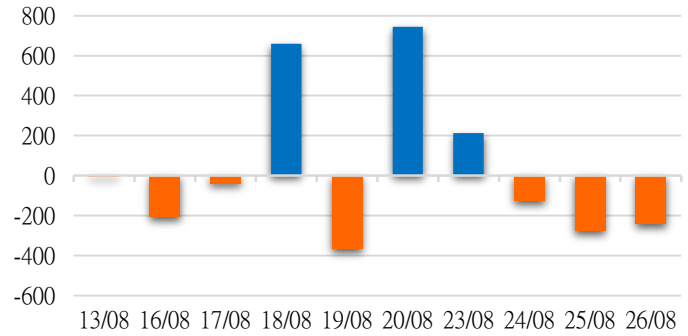
We Create **Fortune**

### 自營統計

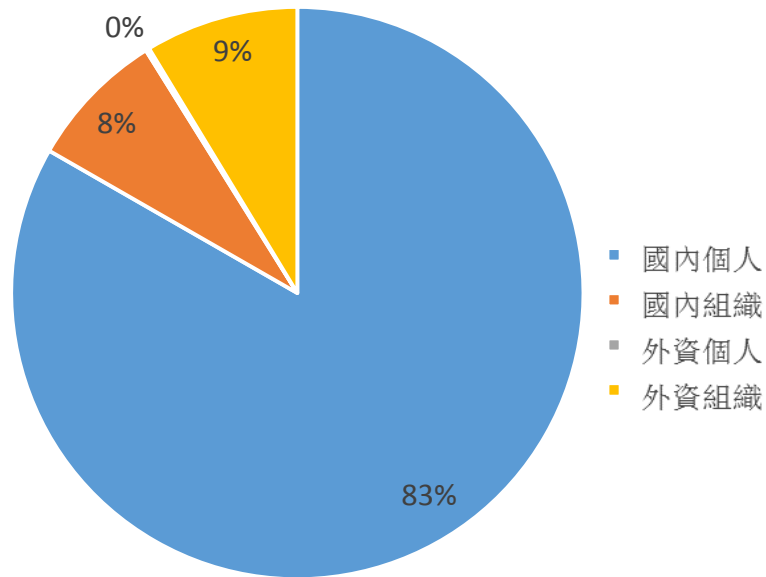
證券代碼	買超金額 (Mil.VND)	證券代碼	賣超金額 (Mil.VND)
CTG	7,947	E1VFN30	23,181
AGG	1,891	HPG	22,725
KBC	1,369	TCB	20,918
BWE	512	VIC	20,678
VCI	118	VPB	18,153

券商自營交易最大前名

### 券商自營交易每日買/賣超 (Bil.VND)



### 越南證券市場投資人類別統計



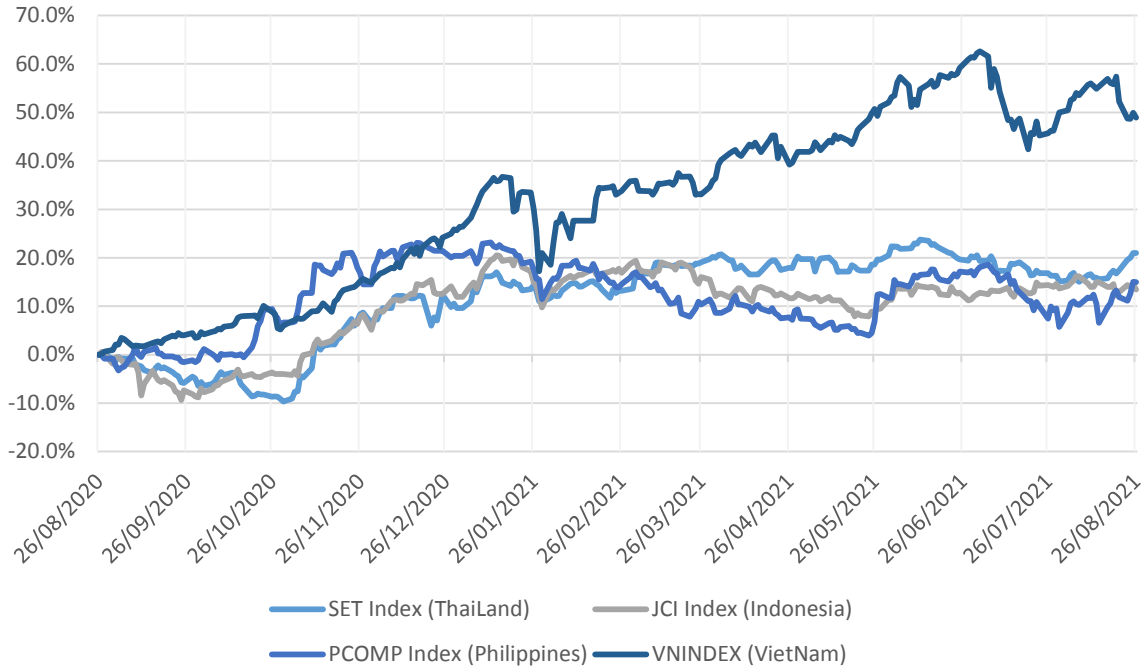
資料源: FiinPro - YSVN





We Create Fortune

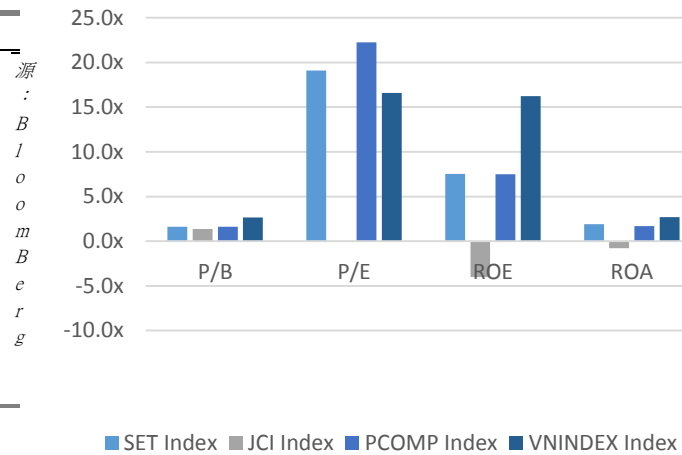
### 東南亞主要市場走勢比較



### 東南亞主要市場數據

		Thailand	Indonesia	Philippines	Vietnam
P/B		1.7x	1.9x	1.7x	2.5x
P/E		19.7x	#N/A N/A	22.9x	15.7x
ROE	%	7.58	(7.51)	7.53	16.29
ROA	%	1.91	(1.87)	1.70	2.64
Vốn hóa	Tỷ USD	559.22	508.04	179.56	216.67
GTGD	Triệu USD	2.52	0.72	0.10	0.66
LS cổ tức	%	2.41	1.99	1.68	1.31

& YSVN





We Create **Fortune**

## 元大證券（越南）公司

### 個人客戶分析部

**Nguyễn Thế Minh**  
研究分析經理  
+84 28 3622 6868 ext 3826  
minh.nguyen@yuanta.com.vn

**Quách Đức Khánh**  
高級分析專員  
+84 28 3622 6868 ext 3833  
khanh.quach@yuanta.com.vn

**Nguyễn Trịnh Ngọc Hồng**  
分析專員  
+84 28 3622 6868 ext 3832  
hong.nguyen@yuanta.com.vn

**Lý Thị Hiên**  
研究分析主管  
+84 28 3622 6868 ext 3908  
hien.ly@yuanta.com.vn

**Phạm Tấn Phát**  
高級分析專員  
+84 28 3622 6868 ext 3880  
phat.pham@yuanta.com.vn

### 個人客戶業務部

**Nguyễn Thanh Tùng**  
總公司業務經理  
+84 28 3622 6868 ext 3609  
tung.nguyen@yuanta.com.vn

**Nguyễn Việt Quang**  
河內分行經理  
+84 28 3622 6868 ext 3404  
quang.nguyen@yuanta.com.vn

**Bùi Quốc Phong**  
同奈分行經理  
+84 28 3622 6868  
phong.bui@yuanta.com.vn

**Võ Đình Tuấn**  
峴港分行經理  
+84 28 3622 6868 ext 3301  
[tuan.vo@yuanta.com.vn](mailto:tuan.vo@yuanta.com.vn)

**Võ Thị Thu Thủy**  
平陽分行經理  
+84 28 3622 6868 ext 3505  
thuy.vo@yuanta.com.vn

**Chung Kim Hoa**  
華人客戶部經理  
+84 28 3622 6868 ext 3828  
hoa.chung@yuanta.com.vn

**Nguyễn Đức Hoàn**  
河內南部營業中心經理  
+84 28 3622 6868 ext 3409  
hoan.nguyen@yuanta.com.vn

**Nguyễn Mạnh Hoạt**  
堤岸分行經理  
+84 28 3622 6868 ext 3847  
hoat.nguyen@yuanta.com.vn

**Đinh Thị Thu Cúc**  
頭頓分行經理  
+84 28 3622 6868 ext 3203  
cuc.dinh@yuanta.com.vn



We Create **Fortune**

## Appendix A: Important Disclosures

### Analyst Certification

Each research analyst primarily responsible for the content of this research report, in whole or in part, certifies that with respect to each security or issuer that the analyst covered in this report: (1) all of the views expressed accurately reflect his or her personal views about those securities or issuers; and (2) no part of his or her compensation was, is, or will be, directly or indirectly, related to the specific recommendations or views expressed by that research analyst in the research report.

### Ratings Definitions

**BUY:** We have a positive outlook on the stock based on our expected absolute or relative return over the investment period. Our thesis is based on our analysis of the company's outlook, financial performance, catalysts, valuation and risk profile. We recommend investors add to their position.

**HOLD-Outperform:** In our view, the stock's fundamentals are relatively more attractive than peers at the current price. Our thesis is based on our analysis of the company's outlook, financial performance, catalysts, valuation and risk profile.

**HOLD-Underperform:** In our view, the stock's fundamentals are relatively less attractive than peers at the current price. Our thesis is based on our analysis of the company's outlook, financial performance, catalysts, valuation and risk profile.

**SELL:** We have a negative outlook on the stock based on our expected absolute or relative return over the investment period. Our thesis is based on our analysis of the company's outlook, financial performance, catalysts, valuation and risk profile. We recommend investors reduce their position.

**Under Review:** We actively follow the company, although our estimates, rating and target price are under review.

**Restricted:** The rating and target price have been suspended temporarily to comply with applicable regulations and/or Yuanta policies.

Note: Yuanta research coverage with a Target Price is based on an investment period of 12 months. Greater China Discovery Series coverage does not have a formal 12 month Target Price and the recommendation is based on an investment period specified by the analyst in the report.

### Global Disclaimer

© 2018 Yuanta. All rights reserved. The information in this report has been compiled from sources we believe to be reliable, but we do not hold ourselves responsible for its completeness or accuracy. It is not an offer to sell or solicitation of an offer to buy any securities. All opinions and estimates included in this report constitute our judgment as of this date and are subject to change without notice.

This report provides general information only. Neither the information nor any opinion expressed herein constitutes an offer or invitation to make an offer to buy or sell securities or other investments. This material is prepared for general circulation to clients and is not intended to provide tailored investment advice and does not take into account the individual financial situation and objectives of any specific person who may receive this report. Investors should seek financial advice regarding the appropriateness of investing in any securities, investments or investment strategies discussed or recommended in this report. The information contained in this report has been compiled from sources believed to be reliable but no representation or warranty, express or implied, is made as to its accuracy, completeness or correctness. This report is not (and should not be construed as) a solicitation to act as securities broker or dealer in any jurisdiction by any person or company that is not legally permitted to carry on such business in that jurisdiction.

Yuanta research is distributed in the United States only to Major U.S. Institutional Investors (as defined in Rule 15a-6 under the Securities Exchange Act of 1934, as amended and SEC staff interpretations thereof). All transactions by a US person in the securities mentioned in this report must be effected through a registered broker-dealer under Section 15 of the Securities Exchange Act of 1934, as amended. Yuanta research is distributed in Taiwan by Yuanta Securities Investment Consulting. Yuanta research is distributed in Hong Kong by Yuanta Securities (Hong Kong) Co. Limited, which is licensed in Hong Kong by the Securities and Futures Commission for regulated activities, including Type 4 regulated activity (advising on securities). In Hong Kong, this research report may not be redistributed, retransmitted or disclosed, in whole or in part or and any form or manner, without the express written