

當日市場：市場上漲，綠漲覆蓋整個市場

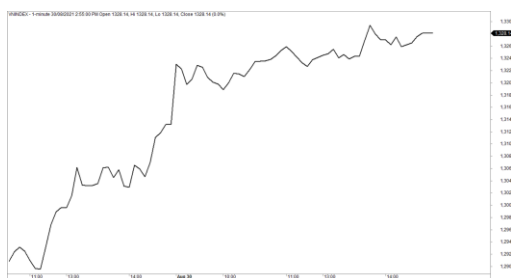
2021/08/31

市場走勢

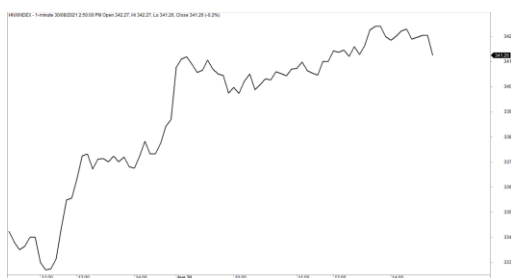
市場指數	VNI	HNI	UPCOM
收盤	1,328.14	341.30	93.22
%日	1.14%	0.74%	1.32%
%週	2.25%	1.93%	1.92%
%月	1.38%	8.40%	7.24%
%年	51.10%	171.22%	57.12%
成交值(Bil.VND)			
當日	21,014	2,828	1,794
日均量/週	19,951	3,336	1,571
日均量/月	23,119	3,848	1,730
外資進出			
買進	1,673.08	13.37	22.44
賣出	2,063.62	29.49	9.11
買賣超	-390.54	-16.12	13.32
市場漲跌家數			
上漲	319	178	239
下跌	33	52	62
持平	61	120	602
市場指標			
P/E	16.11	17.41	20.96
總市值 (兆盾)	4,979	453	1,287
股息殖利 ²	1.25%	2.23%	4.13%

資料源: Bloomberg - YSVN

VNINDEX



HNIINDEX



市場走勢

銀行股繼續復甦並支持指數連續第二日上漲。VNI-Index 上漲 1.14%，收於 1328.14 點。HNX-Index 同步上漲 0.74%，收於 341.3 點；Upcom-Index 上漲 1.32%，收於 93.22 點。市場的交易額達 24 兆 1970 億越南盾。

市場隨著各股票積極積極的走勢而上漲。VN30-Index 中錄得 25 檔股票上漲和 4 檔下跌。尤其是銀行板塊表現強勁，如 CTG (+3.7%)、TCB (+2.4%)、STB (+2.2%)、BID (+1.9%)、ACB (+1.3%) 等。在下跌的方面，MSN (-2.4%) 是唯一一個大幅下跌收於 132,600 越南盾的股票。

漲幅最大的是中小型股，如：DBC (+5.7%)、BCG (+5%)、TLH (+6.8%)、APH (+7%)、VHC (+6.8%)、IDI (+7%)、ASM (+4.3%) 等股票。

外資保持買超的強度，整個市場的價值超過 3930 億越南盾，其中 VNM (2110 億)、MSN (1940 億)、FUEVFNND (1090 億) 被強勁拋售。另一方面，他們積極買進 VCB (800 億)、CTG (700 億)、MBB (620 億)。

市場短期觀點

我們認為 VN-Index 可能在下一交易日挑戰 1,345 點的短期阻力位。同時，市場仍處於積累階段，因此現金流可能會繼續在各類股票之間分化，尤其是中小型股將繼續吸引短期現金流。積極的是，VNSmallcaps 指數創下 52 週新高，表明中短期內小型股的價格動能將保持更可持續。此外，短期情緒指標強勢回升至樂觀區，說明現階段適當的策略是止跌尋找短線機會。

整體市場的短期趨勢已從下跌轉為中立。因此，我們建議短線投資者可持有當前水平的股票權重，關注各股票走勢，以低比例買進以有短線的投資機會。

請在 <https://ysradar.yuanta.com.vn/> 查看有關股票的信號。



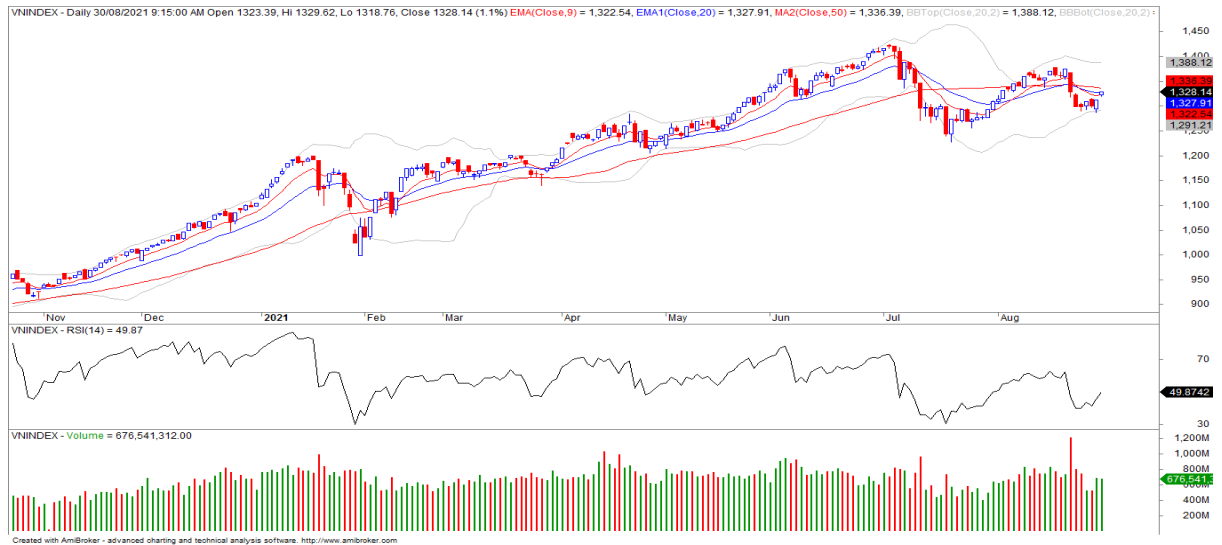
We Create Fortune

熱點股票技術分析

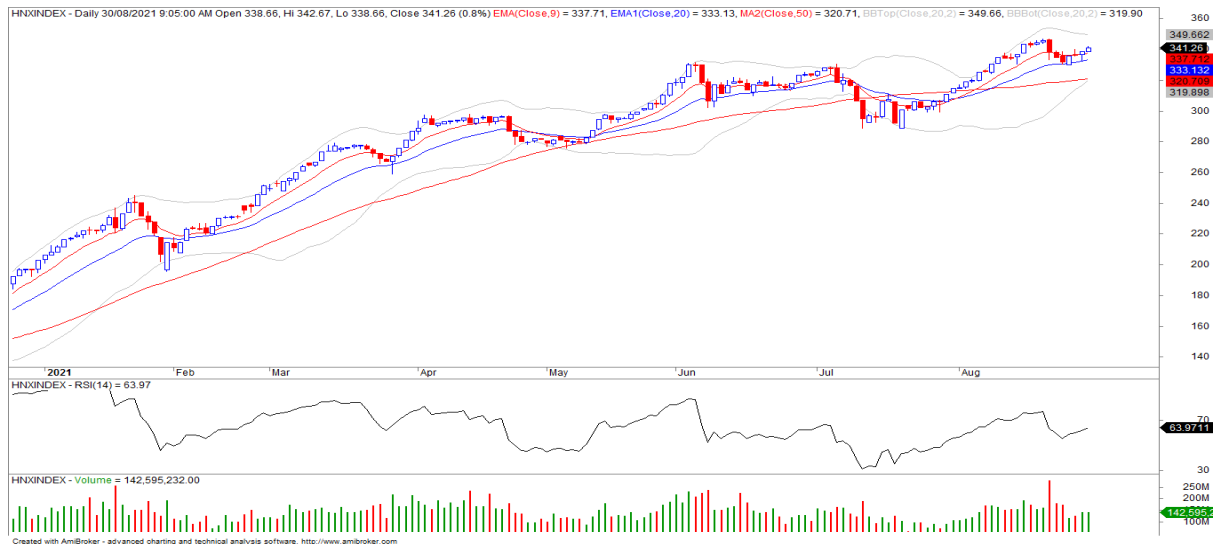


We Create Fortune

技術分析圖



指數技術分析圖 VN-Index



指數技術分析圖 HNX-Index

指數	短期趨勢	中期趨勢	阻力區 1	阻力區 2	支撐區 1	支撐區 2
VN-Index	中立	中立	1374	1410	1210	970
HNX-Index	中立	中立	314	333	300	180
VN30	中立	中立	1494	1550	1445	960
VNMidcaps	中立	中立	1,730	1800	1650	963
VNSmallcaps	中立	上漲	1430	1450	1400	804



We Create Fortune

胡志明市交易所 (HSX)

	收盤	漲跌%
VNI	1328.14	1.14%
VN30	1431.05	0.88%
VN Mid	1671.72	2.35%
VN Small	1535.97	2.68%

河內交易所 (HSX)

	收盤	漲跌%
HNI	341.3	0.74%
HN30	570.27	1.23%
VNX AllSh	1358.95	1.27%

UPCOM 市場 (UPCoM)

	收盤	漲跌%
UPCoM	93.22	1.32%

外資交易	成交值 (Bil.VND)
買進	1673.08
賣出	2063.62
買超/賣超	-390.54

外資交易	成交值 (Bil.VND)
買進	13.37
賣出	29.49
買超/賣超	-16.12

外資交易	成交值 (Bil.VND)
買進	22.44
賣出	9.11
買超/賣超	13.32

上漲排名/ 股碼	漲跌(VND)	漲跌%
GIL	4200	7.00%
DHG	7100	7.00%
TTA	1000	6.99%
TTA	1000	6.99%
JVC	360	6.99%

上漲排名/ 股碼	漲跌(VND)	漲跌%
LIG	800	9.88%
AAV	1900	9.79%
API	2000	9.71%
VNR	2100	8.47%
AMV	1000	8.40%

上漲排名/ 股碼	漲跌(VND)	漲跌%
BIO	10100	14.87%
DP1	5300	14.76%
PGV	3100	14.76%
CLX	2200	11.28%
PBC	2100	10.10%

下跌排名/ 股碼	漲跌(VND)	漲跌%
ABS	-650	-3.11%
UIC	-2000	-2.99%
MSN	-3300	-2.43%
HNG	-90	-1.23%
DPM	-450	-1.22%

下跌排名/ 股碼	漲跌(VND)	漲跌%
EVS	-1100	-3.03%
CDN	-900	-2.82%
TNG	-700	-2.20%
NTP	-1000	-1.97%
SHB	-400	-1.43%

下跌排名/ 股碼	漲跌(VND)	漲跌%
MCH	-1400	-1.08%
SCG	-700	-1.07%
IPA	100	0.17%
SSH	200	0.20%
MCM	500	0.93%

*備註：市值>5,000 億盾；成交值>15 億盾

市值排名/ 股碼	Bil.VND
VCB	362,728
VIC	360,734
VHM	358,063
HPG	212,911
VNM	181,826

市值排名/ 股碼	Bil.VND
THD	75,075
SHB	53,723
VCS	19,232
BAB	16,494
SHS	12,722

市值排名/ 股碼	Bil.VND
ACV	168,061
MCH	92,143
VEA	55,810
BSR	54,569
GE2	38,685

交易量排名/ 股碼	成交值	30 日均
HPG	18,151,178	25,754,819
MBB	16,241,712	17,347,729
CTG	14,548,682	16,571,062
TCB	14,476,900	17,264,224
TCH	13,681,180	6,625,219

交易量排名/ 股碼	成交值	30 日均
SHB	14,499,982	18,976,925
HUT	11,638,280	3,943,937
PVS	6,347,931	11,895,503
AMV	6,304,230	2,382,277
SHS	6,175,014	7,839,672

交易量排 名/股碼	成交值	30 日均
HHV	14,701,494	6,090,353
BSR	6,699,618	14,309,044
C4G	6,487,301	3,172,223
QTP	4,461,485	2,485,309
DDV	4,335,948	4,408,529

資料源: Bloomberg & Yuanta Research

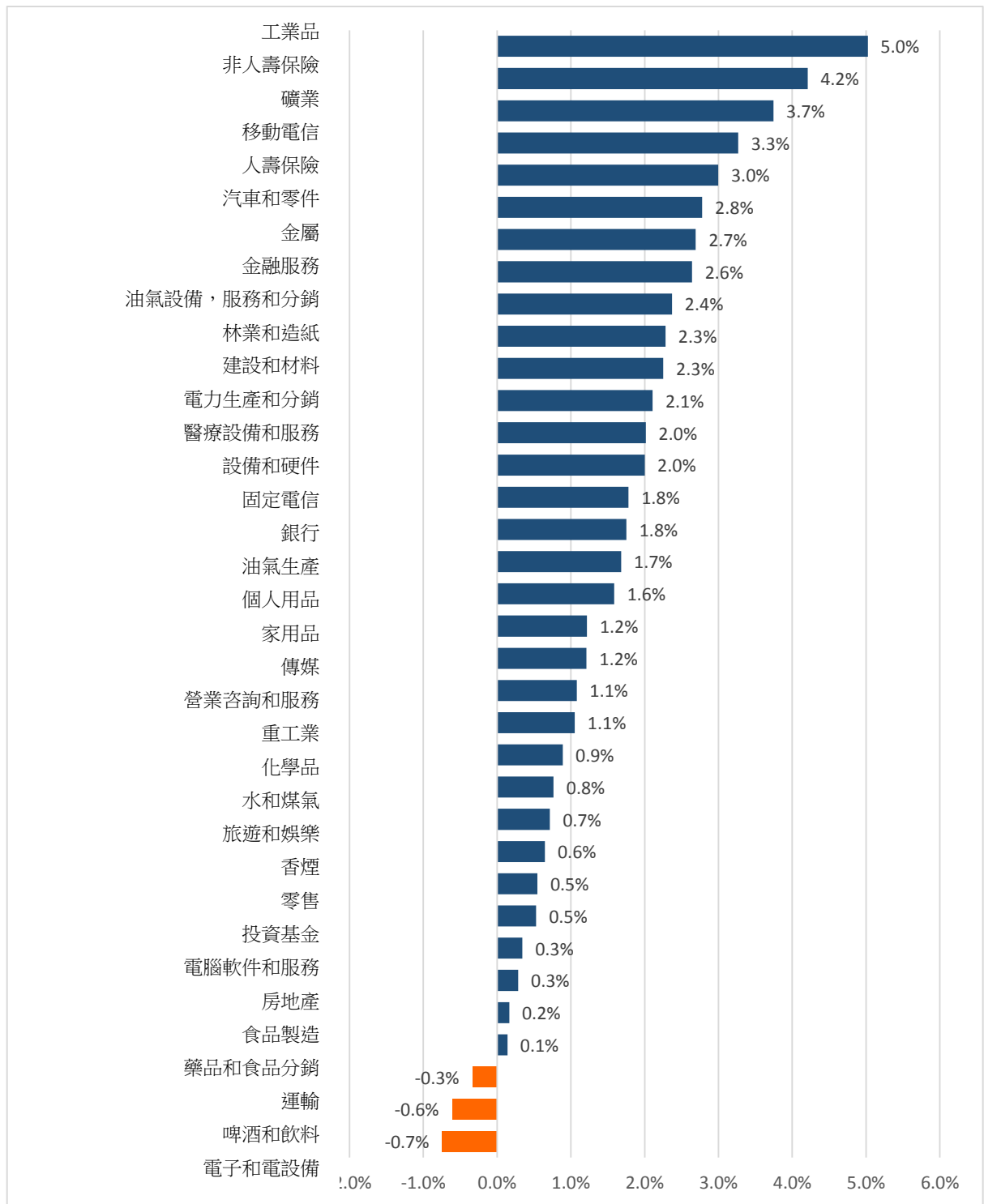
資料源: Bloomberg & Yuanta Research

資料源: Bloomberg & Yuanta Research



We Create Fortune

各行業板塊的交易走勢

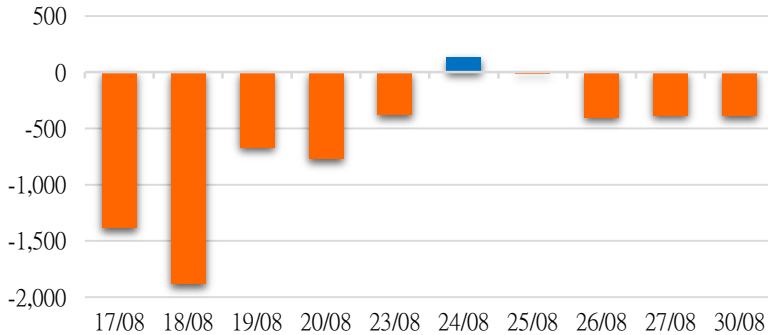


資料源: FiinPro - YSVN

We Create Fortune

外資買進賣統計

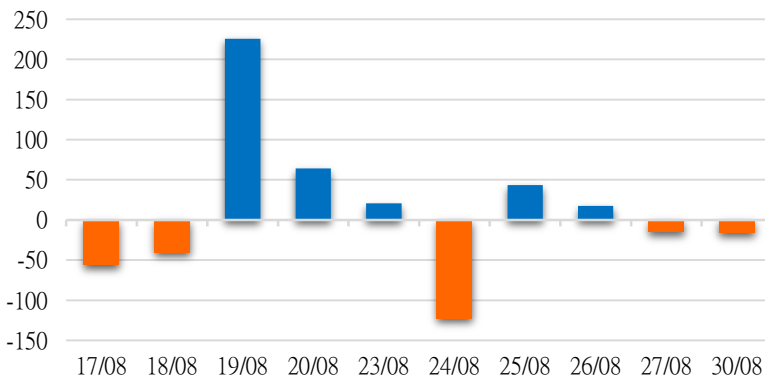
HSX 外資每日買/賣超



證券代碼	買超金額 (百萬盾)	證券代碼	賣超金額 (百萬盾)
VCB	80,016	VNM	210,641
CTG	69,914	MSN	193,857
MBB	62,488	FUEVFNND	108,787
SSI	41,289	PNJ	34,661
DGC	32,003	VIC	34,308

HSX 外資買/賣超的前 5 名

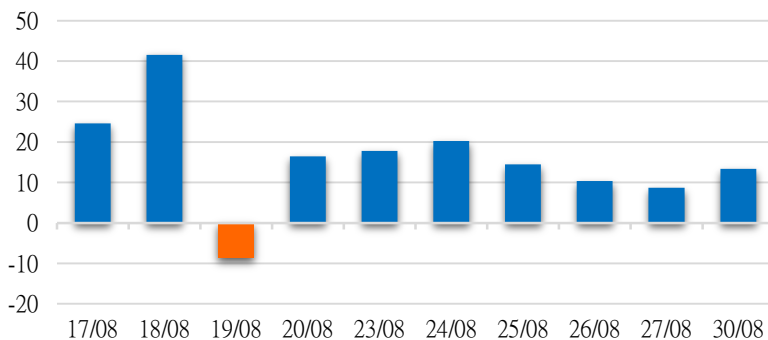
HSX 外資每日買/賣超



證券代碼	買超金額 (百萬盾)	證券代碼	賣超金額 (百萬盾)
VCS	799	BCC	4,082
PVS	797	IDJ	3,388
SHS	447	CDN	3,351
TC6	316	VNR	1,120
C69	302	HUT	1,011

HNX 外資買/賣超的前 5 名

UPCOM外資每日買/賣超



證券代碼	買超金額 (百萬盾)	證券代碼	賣超金額 (百萬盾)
ACV	9,262	FOX	3,148
MML	1,699	DHD	369
QNS	1,465	SGB	291
ABI	959	VLB	266
NHT	664	PGB	237

UPCOM 外資買/賣超的前 5 名

源: FiinPro - YSVN



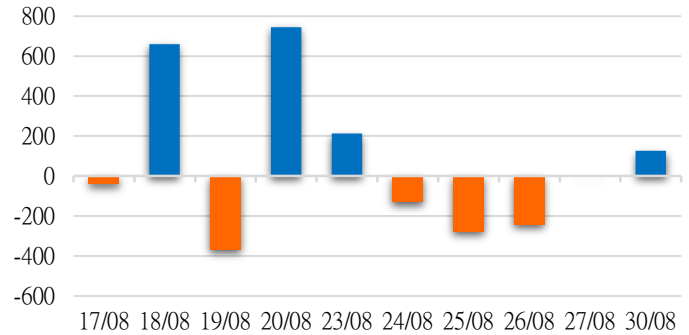
We Create **Fortune**

自營統計

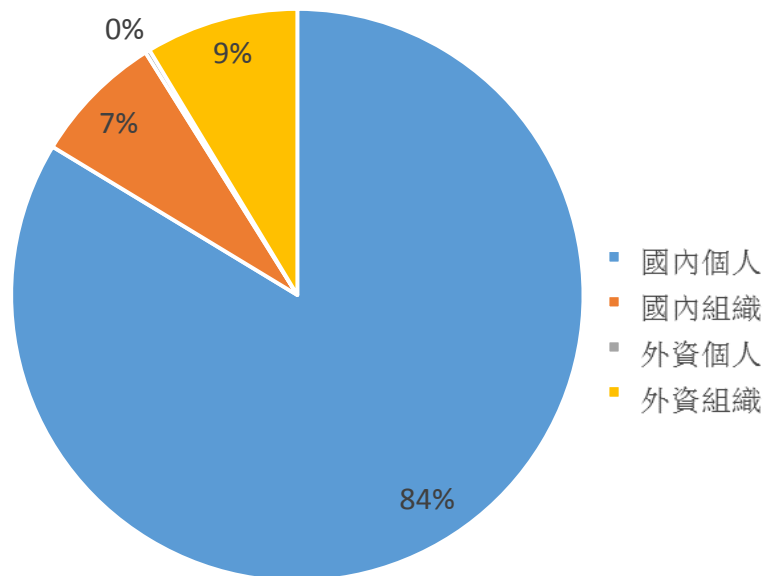
證券代碼	買超金額 (Mil.VND)	證券代碼	賣超金額 (Mil.VND)
FUEVFNVD	106,574	MBB	34,358
DXG	67,500	MWG	31,186
ACB	20,902	E1VFN30	8,078
MSN	19,201	BID	6,918
HPG	16,722	VPB	6,245

券商自營交易最大前名

券商自營交易每日買/賣超
(Bil.VND)



越南證券市場投資人類別統計

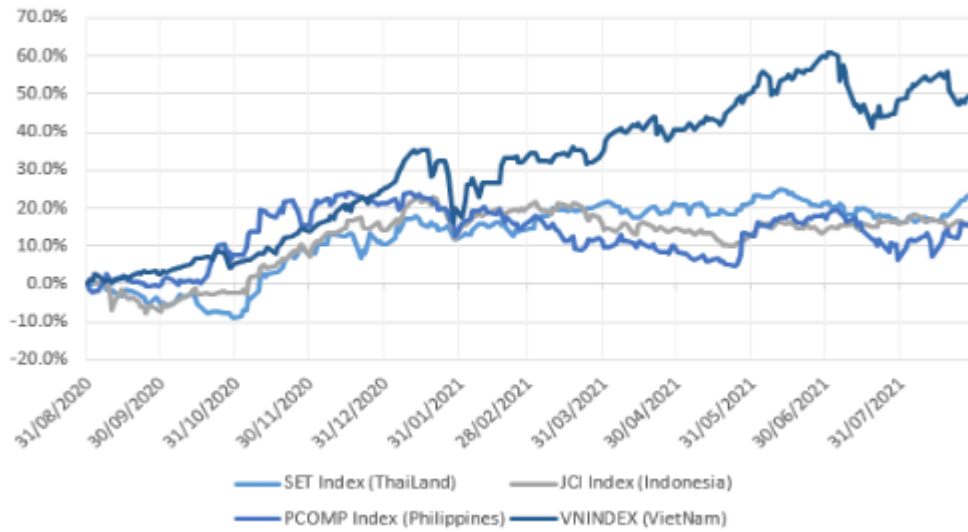


資料源: FiinPro - YSVN



We Create Fortune

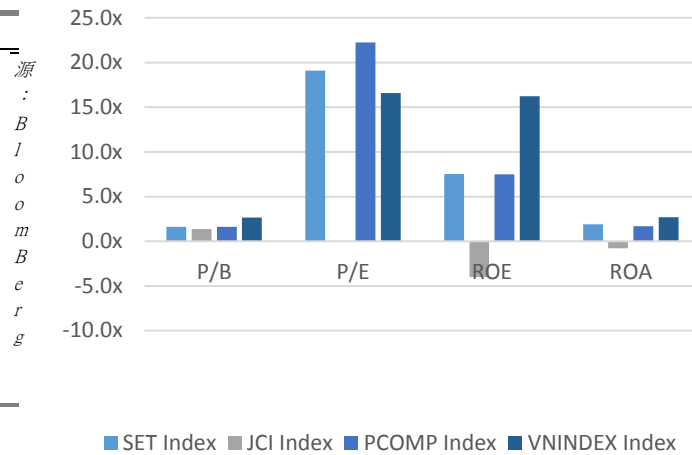
東南亞主要市場走勢比較



東南亞主要市場數據

		Thailand	Indonesia	Philippines	Vietnam
P/B		1.8x	1.9x	1.7x	2.6x
P/E		20.0x	#N/A N/A	22.8x	16.0x
ROE	%	7.58	(7.33)	7.53	16.29
ROA	%	1.92	(1.81)	1.70	2.64
Vốn hóa	Tỷ USD	568.10	503.75	179.20	217.21
GTGD	Triệu USD	2.53	0.58	0.10	0.88
LS cổ tức	%	2.40	1.95	1.67	1.28

& YSVN





We Create **Fortune**

元大證券（越南）公司

個人客戶分析部

Nguyễn Thế Minh
研究分析經理
+84 28 3622 6868 ext 3826
minh.nguyen@yuanta.com.vn

Quách Đức Khánh
高級分析專員
+84 28 3622 6868 ext 3833
khanh.quach@yuanta.com.vn

Nguyễn Trịnh Ngọc Hồng
分析專員
+84 28 3622 6868 ext 3832
hong.nguyen@yuanta.com.vn

Lý Thị Hiền
研究分析主管
+84 28 3622 6868 ext 3908
hien.ly@yuanta.com.vn

Phạm Tấn Phát
高級分析專員
+84 28 3622 6868 ext 3880
phat.pham@yuanta.com.vn

個人客戶業務部

Nguyễn Thanh Tùng
總公司業務經理
+84 28 3622 6868 ext 3609
tung.nguyen@yuanta.com.vn

Nguyễn Việt Quang
河內分行經理
+84 28 3622 6868 ext 3404
quang.nguyen@yuanta.com.vn

Bùi Quốc Phong
同奈分行經理
+84 28 3622 6868
phong.bui@yuanta.com.vn

Võ Đình Tuấn
峴港分行經理
+84 28 3622 6868 ext 3301
tuan.vo@yuanta.com.vn

Võ Thị Thu Thủy
平陽分行經理
+84 28 3622 6868 ext 3505
thuy.vo@yuanta.com.vn

Chung Kim Hoa
華人客戶部經理
+84 28 3622 6868 ext 3828
hoa.chung@yuanta.com.vn

Nguyễn Đức Hoàn
河內南部營業中心經理
+84 28 3622 6868 ext 3409
hoan.nguyen@yuanta.com.vn

Nguyễn Mạnh Hoạt
堤岸分行經理
+84 28 3622 6868 ext 3847
hoat.nguyen@yuanta.com.vn

Đinh Thị Thu Cúc
頭頓分行經理
+84 28 3622 6868 ext 3203
cuc.dinh@yuanta.com.vn



We Create **Fortune**

Appendix A: Important Disclosures

Analyst Certification

Each research analyst primarily responsible for the content of this research report, in whole or in part, certifies that with respect to each security or issuer that the analyst covered in this report: (1) all of the views expressed accurately reflect his or her personal views about those securities or issuers; and (2) no part of his or her compensation was, is, or will be, directly or indirectly, related to the specific recommendations or views expressed by that research analyst in the research report.

Ratings Definitions

BUY: We have a positive outlook on the stock based on our expected absolute or relative return over the investment period. Our thesis is based on our analysis of the company's outlook, financial performance, catalysts, valuation and risk profile. We recommend investors add to their position.

HOLD-Outperform: In our view, the stock's fundamentals are relatively more attractive than peers at the current price. Our thesis is based on our analysis of the company's outlook, financial performance, catalysts, valuation and risk profile.

HOLD-Underperform: In our view, the stock's fundamentals are relatively less attractive than peers at the current price. Our thesis is based on our analysis of the company's outlook, financial performance, catalysts, valuation and risk profile.

SELL: We have a negative outlook on the stock based on our expected absolute or relative return over the investment period. Our thesis is based on our analysis of the company's outlook, financial performance, catalysts, valuation and risk profile. We recommend investors reduce their position.

Under Review: We actively follow the company, although our estimates, rating and target price are under review.

Restricted: The rating and target price have been suspended temporarily to comply with applicable regulations and/or Yuanta policies.

Note: Yuanta research coverage with a Target Price is based on an investment period of 12 months. Greater China Discovery Series coverage does not have a formal 12 month Target Price and the recommendation is based on an investment period specified by the analyst in the report.

Global Disclaimer

© 2018 Yuanta. All rights reserved. The information in this report has been compiled from sources we believe to be reliable, but we do not hold ourselves responsible for its completeness or accuracy. It is not an offer to sell or solicitation of an offer to buy any securities. All opinions and estimates included in this report constitute our judgment as of this date and are subject to change without notice.

This report provides general information only. Neither the information nor any opinion expressed herein constitutes an offer or invitation to make an offer to buy or sell securities or other investments. This material is prepared for general circulation to clients and is not intended to provide tailored investment advice and does not take into account the individual financial situation and objectives of any specific person who may receive this report. Investors should seek financial advice regarding the appropriateness of investing in any securities, investments or investment strategies discussed or recommended in this report. The information contained in this report has been compiled from sources believed to be reliable but no representation or warranty, express or implied, is made as to its accuracy, completeness or correctness. This report is not (and should not be construed as) a solicitation to act as securities broker or dealer in any jurisdiction by any person or company that is not legally permitted to carry on such business in that jurisdiction.

Yuanta research is distributed in the United States only to Major U.S. Institutional Investors (as defined in Rule 15a-6 under the Securities Exchange Act of 1934, as amended and SEC staff interpretations thereof). All transactions by a US person in the securities mentioned in this report must be effected through a registered broker-dealer under Section 15 of the Securities Exchange Act of 1934, as amended. Yuanta research is distributed in Taiwan by Yuanta Securities Investment Consulting. Yuanta research is distributed in Hong Kong by Yuanta Securities (Hong Kong) Co. Limited, which is licensed in Hong Kong by the Securities and Futures Commission for regulated activities, including Type 4 regulated activity (advising on securities). In Hong Kong, this research report may not be redistributed, retransmitted or disclosed, in whole or in part or and any form or manner, without the express written