



Yuanta
Securities Vietnam



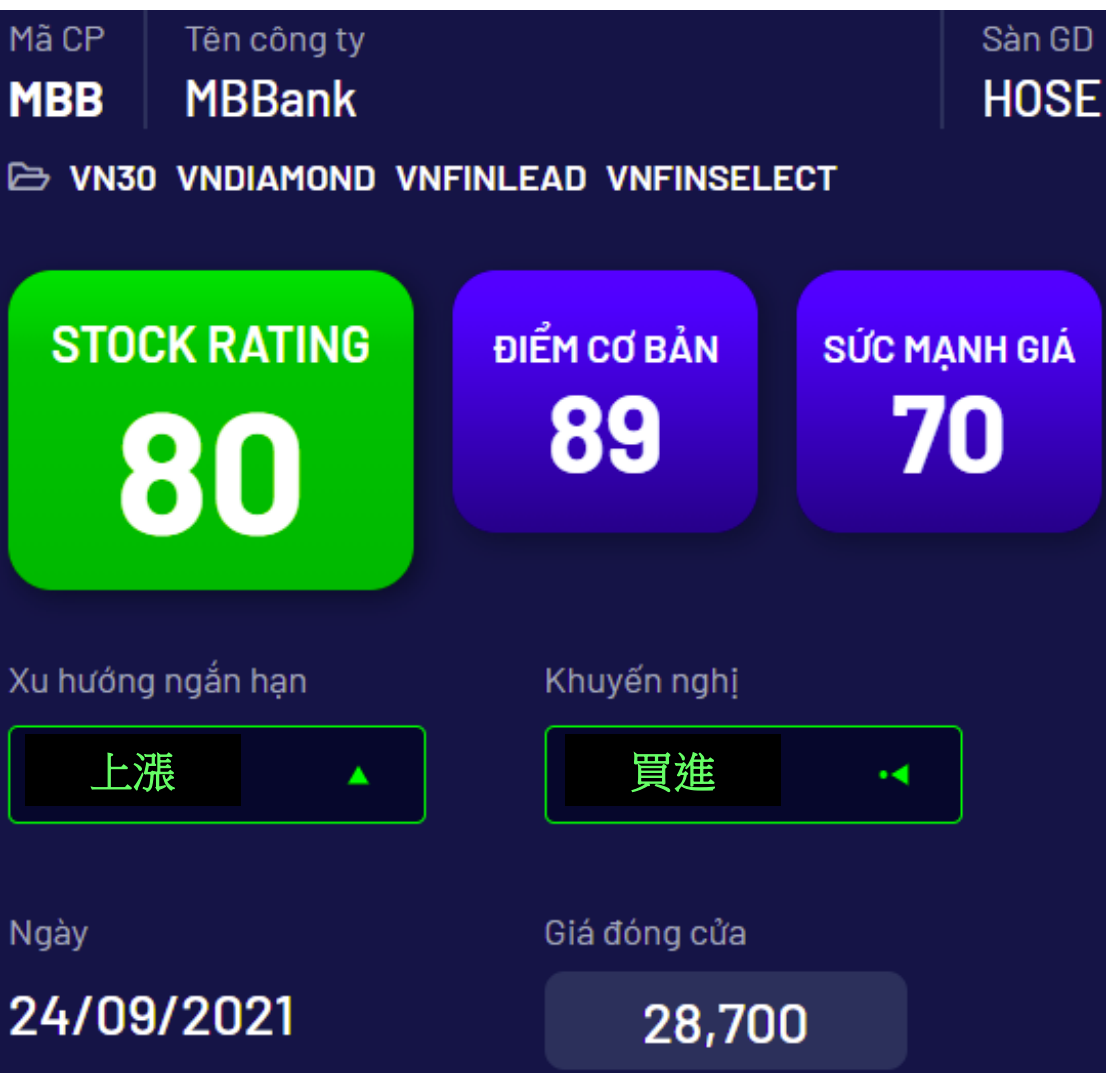
YS Radar

個股焦點

TDC



MBB - 短期風險顯著降低



短期阻力關卡: 28.85

短期支撐關卡: 27.18

短期趨勢 (5-10 天): 上漲

中期阻力關卡: 31.80

中期支撐關卡: 26.50

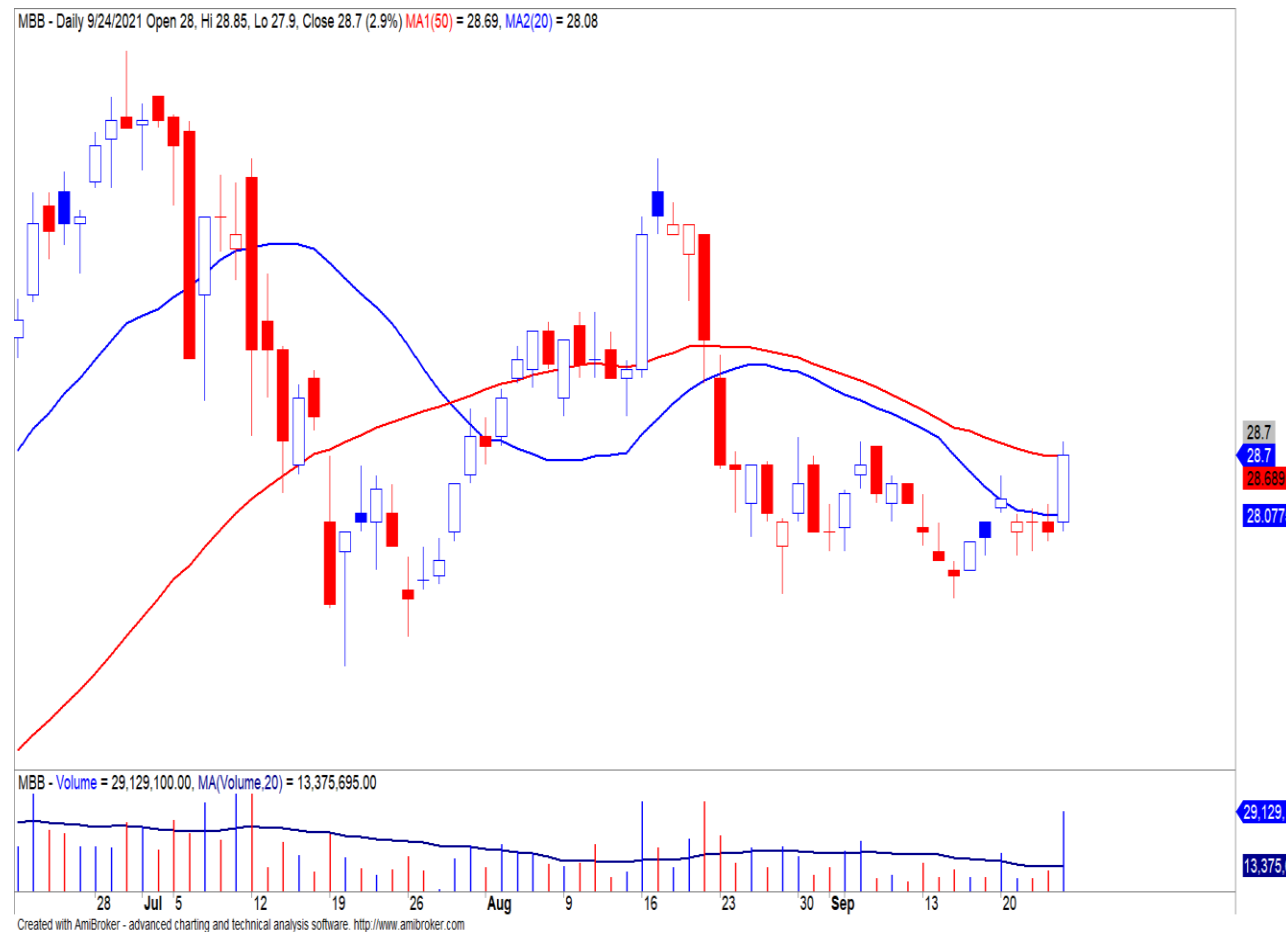
中期趨勢 (1-3 月): 下跌

MBB – 短期風險顯著降低

- MBB 的目標是稅前利潤達到 13 兆 2 千億越南盾，同比增長 20%，信貸增長 10-11%，不良貸款率控制在 1.5%。該行還批准了按 35% 的比例派發股票股息的計劃，發行 7000 萬新股（預計發行給 Viettel 和 Viettel 進出口有限公司，價格不低於賬面價值），並發行 1920 萬 ESOP 股。預計發佈時間是 2021 年第四季度之前。即使 MBB 在 2021 年第二季度取得了非常積極的業績，但銀行的盈利計劃相當保守。
- 我們高度期待銀行 2021 年的利潤增長前景，並預計由於資產質量改善和盈利能力保持，稅後利潤將同比增長 40% 至 11 兆 5600 億越南盾。
- 以目前的價格，MBB 的 2021 年遠期市帳率為 1.8 倍。MBB 的股票評級為 80 點，因此我們將增長評級上調至正面。MBB 價格走勢圖突破 20 日均線，成交量較 20 日均線上漲 118%。同時，價格圖表顯示出退出調整階段的跡象，短期風險明顯下降。此外，MBB 的短線走勢也轉為上漲。因此，我們建議投資者可考慮在現價，以低於 5% 的比重買進股票；當價格強度在 80 點以上時，增加持股比重至最高 19.17%。

MBB - 短期風險顯著降低

股票代碼	MBB
建議價格	28.70
目前價格	28.70
短期趨勢	上漲
中期趨勢	下跌
短期目標	32.35
與目前價格相比的短期上漲空間	12.72%
短期停損	27.41
Reward/ Risk	2.57
預期持有 (盤)	24
最佳分配比例	19.17%
建議	買進





Yuanta
Securities Vietnam



YS Radar

YS30 投資項目

VIB



VIB - 在 MA50 附近震盪

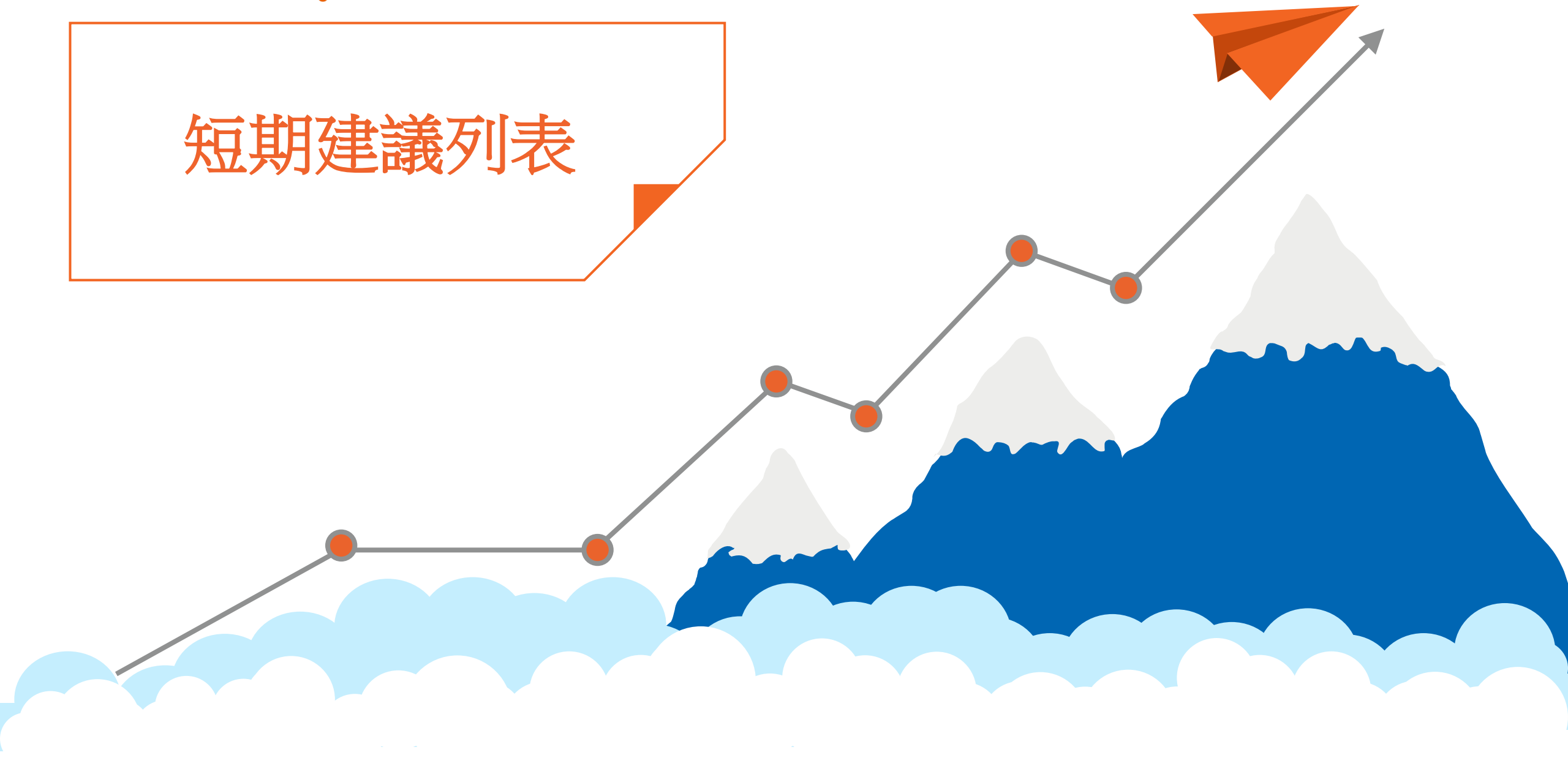
- VIB 的股票評級為 82 點，因此我們維持該股票的積極增長評級。VIB 價格走勢圖在 50 日均線附近掙扎，價格走勢圖仍處於積極的強勢波動期。但價格強度位仍低於 80 點，說明短線上漲趨勢不可持續，短線投資者宜持有 5% 以下的低比重。



源自：YSVN



短期建議列表



短期建議列表

股碼	股價	短期趨勢	中期趨勢	建議買進日期	T+交易	短期買進價格	Stop loss	報酬%	建議
HDC	71.50	上漲	上漲	19/07/2021	T+50	53.00	69.54	34.91%	持有
GMD	49.00	下跌	上漲	21/07/2021	T+48	41.35	49.65	18.51%	賣出
DGC	148.00	下跌	上漲	23/07/2021	T+46	86.40	152.56	71.30%	賣出
DCM	24.20	上漲	上漲	26/07/2021	T+45	18.40	23.50	31.52%	持有
ELC	25.75	上漲	上漲	28/07/2021	T+43	14.70	23.44	75.17%	持有
AGR	16.80	上漲	上漲	04/08/2021	T+38	14.00	15.98	20.00%	持有
SSI	41.80	上漲	上漲	04/08/2021	T+38	38.73	41.49	7.94%	持有
NBC	23.90	上漲	上漲	06/08/2021	T+36	12.40	22.23	92.74%	限制新的投資
REE	65.20	上漲	上漲	27/08/2021	T+21	62.10	62.90	4.99%	持有
PLC	38.80	上漲	上漲	30/08/2021	T+20	37.80	38.06	2.65%	持有
GIL	67.50	上漲	上漲	31/08/2021	T+19	64.20	66.90	5.14%	持有
TLH	20.90	上漲	上漲	31/08/2021	T+19	18.90	20.75	10.58%	持有
SMC	50.00	上漲	上漲	31/08/2021	T+19	48.10	49.16	3.95%	持有
PVT	22.70	下跌	上漲	01/09/2021	T+18	22.60	22.70	0.44%	賣出
VSH	28.00	上漲	上漲	06/09/2021	T+15	29.50	26.67	-5.08%	持有
HPG	50.80	上漲	下跌	07/09/2021	T+14	51.20	49.41	-0.78%	持有
HSG	45.40	上漲	上漲	07/09/2021	T+14	42.85	44.17	5.95%	持有
VCI	62.50	上漲	上漲	08/09/2021	T+13	64.30	60.18	-2.80%	持有

短期建議列表

股碼	股價	短期趨勢	中期趨勢	建議買進日期	T+交易	短期買進價格	Stop loss	報酬%	建議
MWG	130.50	上漲	上漲	10/09/2021	T+11	118.90	122.87	9.76%	持有
VPB	67.00	上漲	上漲	13/09/2021	T+10	64.60	64.78	3.72%	持有
BMC	30.35	下跌	上漲	15/09/2021	T+8	25.80	31.72	17.64%	賣出
ITD	21.50	上漲	上漲	16/09/2021	T+7	19.45	19.83	10.54%	持有
MSN	142.40	上漲	上漲	16/09/2021	T+7	144.90	138.91	-1.73%	持有
BMI	39.05	上漲	上漲	17/09/2021	T+6	35.80	36.55	9.08%	持有
FPT	92.70	下跌	上漲	20/09/2021	T+5	95.70	93.09	-3.13%	賣出
HDG	58.10	上漲	上漲	20/09/2021	T+5	56.90	54.90	2.11%	持有
TCB	50.60	上漲	下跌	21/09/2021	T+4	50.70	48.56	-0.20%	持有
VIB	38.45	上漲	下跌	21/09/2021	T+4	38.50	37.06	-0.13%	持有
IPA	68.00	上漲	上漲	22/09/2021	T+3	62.10	61.72	9.50%	持有
VCS	126.10	上漲	上漲	23/09/2021	T+2	130.70	119.25	-3.52%	持有
TDC	21.90	上漲	上漲	24/09/2021	T+1	23.50	21.24	-6.81%	持有
MBB	28.70	上漲	下跌	27/09/2021	T+0	28.70	28.66	0.00%	買進

聯繫

個人客戶分析部

Nguyễn Thế Minh

研究分析經理

+84 28 3622 6868 ext 3826

minh.nguyen@yuanta.com.vn

Quách Đức Khánh

高級分析專員

+84 28 3622 6868 ext 3833

khanh.quach@yuanta.com.vn

Phạm Tấn Phát

高級分析專員

+84 28 3622 6868 ext 3880

phat.pham@yuanta.com.vn

Lý Thị Hiền

研究分析主管

+84 28 3622 6868 ext 3908

hien.ly@yuanta.com.vn

Khổng Hữu Hiệp

高級分析專員

+84 28 3622 6868 ext 3912

hiep.khong@yuanta.com.vn

Nguyễn Trịnh Ngọc Hồng

高級分析專員

+84 28 3622 6868 ext 3832

hong.nguyen@yuanta.com.vn

Global Disclaimer

© 2020 Yuanta. All rights reserved. The information in this report has been compiled from sources we believe to be reliable, but we do not hold ourselves responsible for its completeness or accuracy. It is not an offer to sell or solicitation of an offer to buy any securities. All opinions and estimates included in this report constitute our judgment as of this date and are subject to change without notice.

This report provides general information only. Neither the information nor any opinion expressed herein constitutes an offer or invitation to make an offer to buy or sell securities or other investments. This material is prepared for general circulation to clients and is not intended to provide tailored investment advice and does not take into account the individual financial situation and objectives of any specific person who may receive this report. Investors should seek financial advice regarding the appropriateness of investing in any securities, investments or investment strategies discussed or recommended in this report. The information contained in this report has been compiled from sources believed to be reliable but no representation or warranty, express or implied, is made as to its accuracy, completeness or correctness. This report is not (and should not be construed as) a solicitation to act as securities broker or dealer in any jurisdiction by any person or company that is not legally permitted to carry on such business in that jurisdiction.

Yuanta research is distributed in the United States only to Major U.S. Institutional Investors (as defined in Rule 15a-6 under the Securities Exchange Act of 1934, as amended and SEC staff interpretations thereof). All transactions by a US person in the securities mentioned in this report 買進t be effected through a registered broker-dealer under Section 15 of the Securities Exchange Act of 1934, as amended. Yuanta research is distributed in Taiwan by Yuanta Securities Investment Consulting. Yuanta research is distributed in Hong Kong by Yuanta Securities (Hong Kong) Co. Limited, which is licensed in Hong Kong by the Securities and Futures Commission for regulated activities, including Type 4 regulated activity (advising on securities). In Hong Kong, this research report may not be redistributed, retransmitted or disclosed, in whole or in part or and any form or manner, without the express written consent of Yuanta Securities (Hong Kong) Co. Limited.