

合約繼續強勁震盪

2021/09/29

單位	合約走勢				
	收盤	+/-	交易量	到期日	剩餘時間
VN30F2110	1449.2	-5.2	235,946	21/10	24
VN30F2111	1447.0	-4.0	314	18/11	52
VN30F2112	1445.0	-4.5	31	16/12	80
VN30F2203	1444.7	-1.3	52	17/03	171

源自 Bloomberg - YSVN

單位	合約更改交易量和持倉量			
	交易量	+/-	OI	+/-
VN30F2110	235,946	44.3%	40,871	
VN30F2111	314	44.7%	292	
VN30F2112	31	-51.6%	269	
VN30F2203	52	-65.3%	142	

源自 : Bloomberg - YSVN

單位	合約的基差變動		
	基差	前一盤	+/-
VN30F2110	-1.3	3.3	-4.6
VN30F2111	-3.5	3.3	-6.8
VN30F2112	-5.5	-1.6	-3.9
VN30F2203	-5.8	-5.1	-0.7

源自 : Bloomberg - YSVN

合約走勢

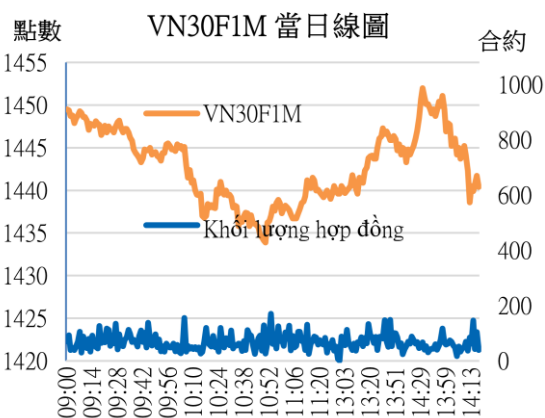
- 4 個期貨合約繼續震盪，下跌 1-5 點。4 個期貨合約基差收窄並與股票市場相差 1 - 6 點。
- VN30F2110 交易量增加 44%，VN30F2111 增加 45%，VN30F2112 減少 52%，VN30F2203 減少 65%。

VN30F1M 的評估

- VN30F1M 繼續劇烈波動，價格線遵循縮小的三角形模式。形態的上限和下限分別為 1454 和 1438 點。因此，當前的策略是觀察下一交易日的走勢並等待明確的趨勢信號。
- 日線圖上，VN30F1M 也接近了連接 2021 年 8 月和 2021 年 9 月頂部的阻力趨勢線。因此，日線圖上的趨勢仍然為下跌。

投資策略

當天策略 (Intraday)	投資者等待下一交易日趨勢的明確信號。
主要短期趨勢策略 (Daily)	投資者持有 VN30F2110 合約的空頭倉位，當價格收於 1460 點以上時停損。



Pham Tan Phat

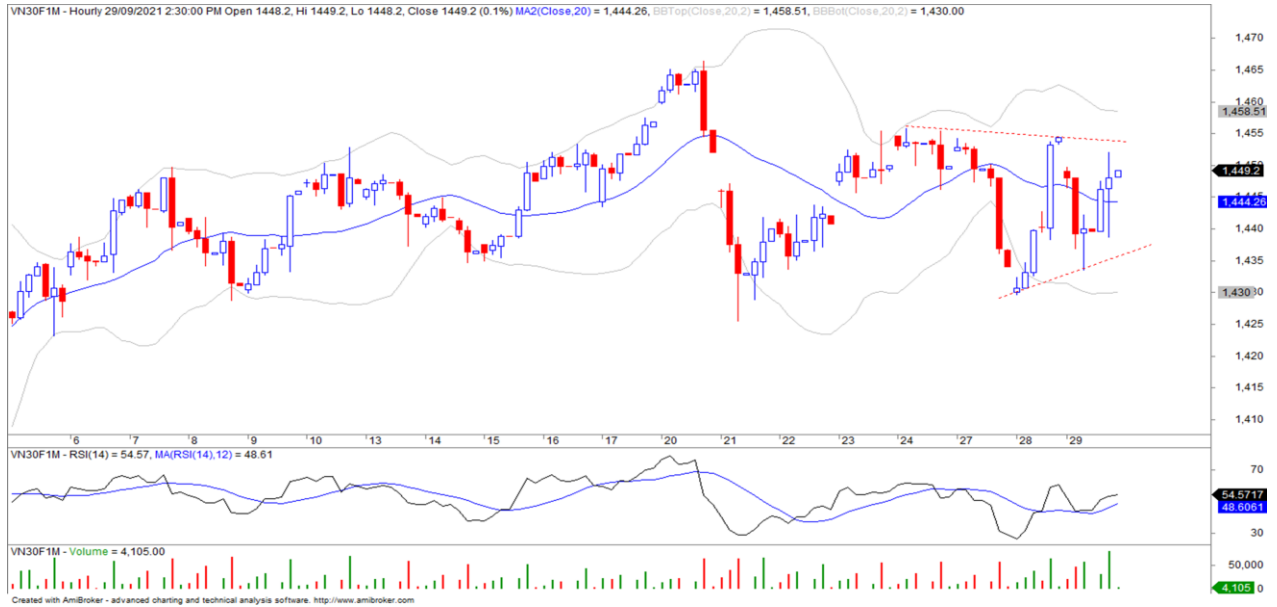
高級分析專員

Email: phat.pham@yuanta.com.vn

Phone: (084) 28 3622 6868 ext 3880

We Create Fortune

VN30F1M 合約走勢圖

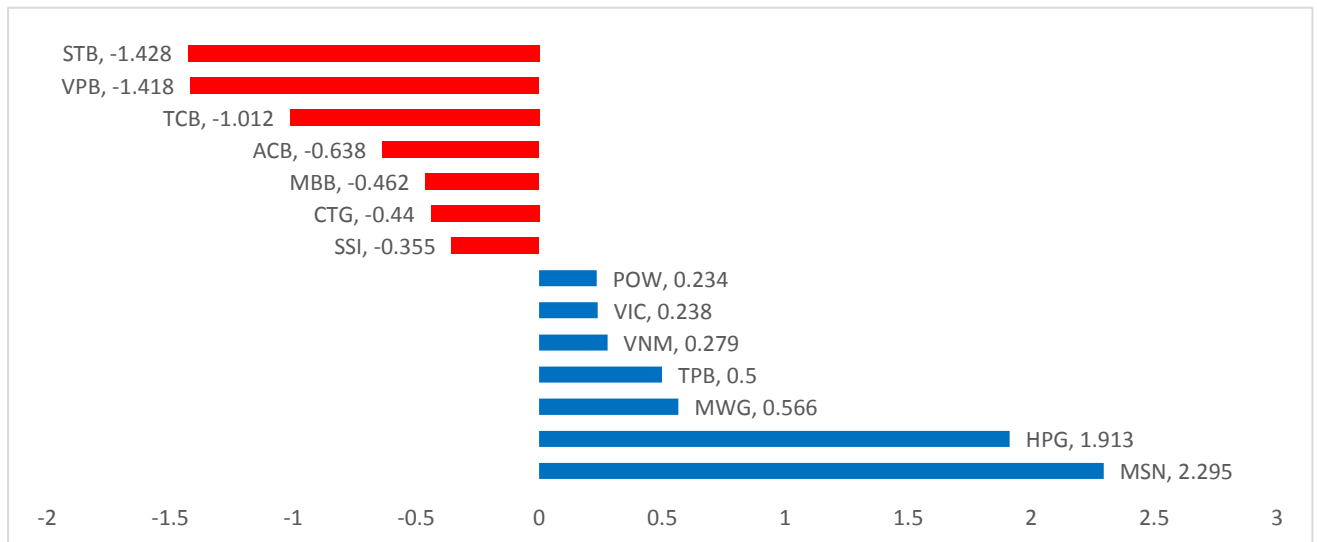


	VN30F2110-Daily	VN30F2110-1H
趨勢	下跌	橫盤
支撐 1	1400	1432
支撐 2	1200	1426
阻力 1	1460	1454
阻力 2	1535	1457

VN30-INDEX 指數走勢

VN30-Index 下降 0.04%，其中 STB、VPB、TCB 下降近 3.9 點。另一方面，HPG、MWG 和 TPB 貢獻超過 2.9 點。

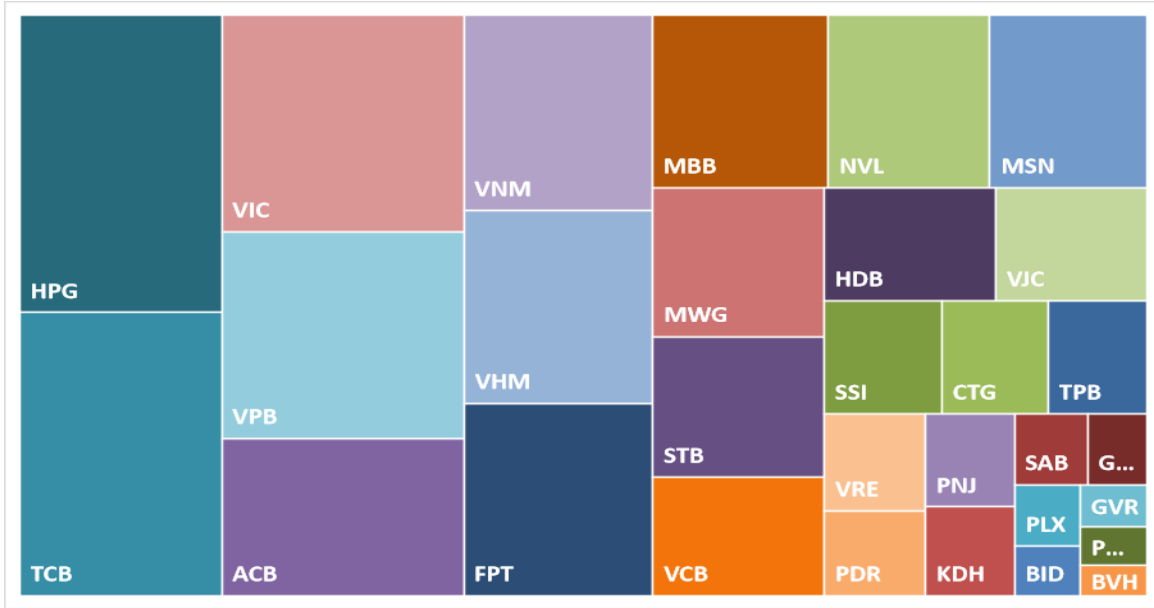
VN30-INDEX 中最有影響力的成分股





We Create Fortune

VN30-INDEX 中的資本化



MSN 的走勢圖





We Create **Fortune**

期貨合約的價格，交易量和持倉量

日期	VN30F2110	交易量	持倉量
29/09/2021	1,449.2	235,946	40,871
28/09/2021	1,454.4	163,465	40,871
27/09/2021	1,434.0	132,944	39,401
24/09/2021	1,449.9	228,417	33,465
23/09/2021	1,450.0	143,800	37,521
22/09/2021	1,440.8	161,234	35,248
21/09/2021	1,440.0	228,417	33,465
20/09/2021	1,452.0	144,551	33,038

日期	VN30F2111	交易量	持倉量
29/09/2021	1447	314	292
28/09/2021	1451	217	292
27/09/2021	1434	319	299
24/09/2021	1448	314	259
23/09/2021	1448	287	264
22/09/2021	1440	147	260
21/09/2021	1440	314	259
20/09/2021	1452.7	266	216

日期	VN30F2112	交易量	持倉量
29/09/2021	1,445.0	31	269
28/09/2021	1,449.5	64	269
27/09/2021	1,429.5	24	232
24/09/2021	1,447.4	75	243
23/09/2021	1,446.7	151	244
22/09/2021	1,439.3	8	246
21/09/2021	1,442.9	75	243
20/09/2021	1,453.9	27	247

日期	VN30F2203	交易量	持倉量
29/09/2021	1444.7	52	142
28/09/2021	1446	150	142
27/09/2021	1429.9	33	123
24/09/2021	1444.1	78	124
23/09/2021	1444.2	29	132
22/09/2021	1436.1	26	127
21/09/2021	1427.9	78	124
20/09/2021	1448.9	44	125



We Create Fortune

VN30-INDEX 中的成分股

股碼	公司名稱	行業	比重	收盤價	資本化	PER	PBR	3 個月平均交易量	外資持有	52 週最高	52 週最底
		單位	%	VND	Bil. VND	x	x	000 cp	%	VND	VND
BID	越南投資與發展商業股份銀行	金融	0.5%	39,900	160,479	16.2	2.0	2,286	17%	50,600	36,500
KDH	Khang Dien 房屋貿易投資股份公司	房地產	1.3%	41,600	25,920	21.2	3.0	3,574	31%	43,050	21,455
CTG	越南工商股份銀行	金融	1.7%	30,400	146,095	8.9	1.6	15,443	25%	42,535	20,338
ACB	亞洲商業股份銀行	金融	5.5%	31,350	84,706	8.7	2.1	8,799	30%	38,200	19,600
PLX	越南油氣集團	能源	0.6%	52,000	66,071	16.2	2.7	1,442	18%	59,600	45,150
BVH	Bao Viet 集團	金融	0.3%	58,000	43,055	23.0	2.1	1,148	27%	71,200	47,000
FPT	FPT 發展投資工藝股份公司	科技	5.5%	93,200	84,576	22.0	5.0	2,953	49%	98,400	42,609
GAS	越南氣體總公司 - 股份公司	公用服務	0.7%	96,800	185,270	23.7	4.0	1,007	2%	98,900	69,400
POW	越南天然氣股份總公司	公用服務	0.4%	12,200	28,571	11.3	1.0	9,948	3%	15,200	9,350
HDB	胡志明市發展商業股份銀行	金融	2.7%	25,400	50,602	9.6	1.9	3,552	18%	30,320	14,434
HPG	Hoa Phat (和發) 集團股份公司	原材料	10.0%	53,300	238,407	9.5	3.2	28,297	26%	56,300	19,259
MBB	軍隊貿易股份銀行	金融	4.4%	27,800	105,037	10.1	2.0	17,928	23%	32,926	12,477
MSN	Masan 集團股份公司	必需消費品	4.5%	141,000	166,455	78.9	7.8	1,539	32%	150,000	53,600
MWG	世界移動通信投資股份公司	非必需消費品	4.5%	127,800	91,109	19.9	5.0	1,575	49%	134,000	66,533
NVL	Nova 房地產投資集團股份公司	房地產	4.0%	102,000	150,308	28.4	4.5	2,804	9%	123,600	43,724
PNJ	Phu Nhuan (富潤) 珠寶股份公司	非必需消費品	1.3%	93,300	21,213	16.1	3.7	662	48%	109,100	57,400
GVR	越南橡膠工業集團	原材料	0.4%	36,000	144,000	30.5	3.0	5,417	1%	41,000	11,850
PDR	Phat Dat 開發房地產股份公司	房地產	1.2%	81,200	39,526	28.0	7.1	3,393	3%	97,500	28,752
TPB	Tien Phong 股份商業銀行	金融	2.0%	41,400	48,507	9.9	2.2	6,023	30%	42,100	18,088
SAB	西貢啤酒 - 酒精 - 飲料股份公司	必需消費品	0.8%	156,800	100,553	21.5	4.8	189	63%	211,000	139,800
SSI	SSI 西貢證券股份公司	金融	2.0%	40,100	39,409	21.5	3.5	19,191	45%	45,300	10,867
STB	西貢商信銀行 (sacombank)	金融	3.4%	25,800	48,639	13.4	1.5	23,174	16%	33,900	12,950
TCB	越南技商股份銀行 (Techcombank)	金融	8.6%	49,400	173,439	10.7	2.1	17,172	22%	58,600	21,200
VCB	越南外商貿易股份銀行	金融	3.1%	98,500	365,324	17.8	3.5	1,447	24%	117,200	80,000
VHM	Vinhomes 股份公司	房地產	5.2%	78,200	340,512	10.1	3.5	10,683	23%	93,769	57,615
VIC	Vingroup 集團股份公司	房地產	7.1%	86,700	329,912	49.1	3.6	2,871	14%	129,689	80,889
VJC	Vietjet 越捷航空股份公司	工業	2.7%	128,500	69,597	461.2	4.1	785	18%	138,500	99,400
VNM	越南牛奶股份公司	必需消費品	5.7%	89,600	187,260	19.6	5.9	3,409	55%	117,200	84,000
VPB	Viet Nam Thịnh Vương (越南繁榮) 貿易股份銀行	金融	8.1%	66,000	163,003	13.1	2.7	11,683	15%	73,300	22,900
VRE	Vincom Retail 股份公司	房地產	1.6%	28,300	64,307	23.7	2.1	4,772	30%	38,300	25,050



We Create **Fortune**

元大證券（越南）公司

個人客戶分析部

Nguyễn Thế Minh

研究分析經理

+84 28 3622 6868 ext 3826

minh.nguyen@yuanta.com.vn

Lý Thị Hiên

研究分析主管

+84 28 3622 6868 ext 3908

hien.ly@yuanta.com.vn

Quách Đức Khánh

高級分析專員

+84 28 3622 6868 ext 3833

khanh.quach@yuanta.com.vn

Khổng Hữu Hiệp

高級分析專員

+84 28 3622 6868 ext 3912

hiiep.khong@yuanta.com.vn

Nguyễn Trịnh Ngọc Hồng

高級分析專員

+84 28 3622 6868 ext 3832

hong.nguyen@yuanta.com.vn

Phạm Tấn Phát

高級分析專員

+84 28 3622 6868 ext 3880

phat.pham@yuanta.com.vn

個人客戶業務部

Nguyễn Thanh Tùng

總公司業務經理

+84 28 3622 6868 ext 3609

tung.nguyen@yuanta.com.vn

Phạm Đắc Thành

北部區域經理

+84 28 3622 6868 ext 3416

thanh.pham@yuanta.com.vn

Nguyễn Mạnh Hoat

南部區域經理（胡志明市）

+84 28 3622 6868 ext 3847

hoat.nguyen@yuanta.com.vn

Lương Kỳ Ty

堤岸分行經理

+84 28 3622 6868 ext 3653

ty.luong@yuanta.com.vn

Bùi Quốc Phong

同奈分行經理

+84 28 3622 6868 ext 3701

phong.bui@yuanta.com.vn

Võ Thị Thu Thủy

平陽分行經理

+84 28 3622 6868 ext 3505

thuy.vo@yuanta.com.vn

Nguyễn Việt Quang

河內分行經理

+84 28 3622 6868 ext 3404

quang.nguyen@yuanta.com.vn

Võ Đình Tuấn

峴港分行經理

+84 28 3622 6868 ext 3301

tuan.vo@yuanta.com.vn

Đinh Thị Thu Cúc

頭頓分行經理

+84 28 3622 6868 ext 3203

cuc.dinh@yuanta.com.vn



We Create Fortune

Appendix A: Important Disclosures

Analyst Certification

Each research analyst primarily responsible for the content of this research report, in whole or in part, certifies that with respect to each security or issuer that the analyst covered in this report: (1) all of the views expressed accurately reflect his or her personal views about those securities or issuers; and (2) no part of his or her compensation was, is, or will be, directly or indirectly, related to the specific recommendations or views expressed by that research analyst in the research report.

Ratings Definitions

BUY: We have a positive outlook on the stock based on our expected absolute or relative return over the investment period. Our thesis is based on our analysis of the company's outlook, financial performance, catalysts, valuation and risk profile. We recommend investors add to their position.

HOLD-Outperform: In our view, the stock's fundamentals are relatively more attractive than peers at the current price. Our thesis is based on our analysis of the company's outlook, financial performance, catalysts, valuation and risk profile.

HOLD-Underperform: In our view, the stock's fundamentals are relatively less attractive than peers at the current price. Our thesis is based on our analysis of the company's outlook, financial performance, catalysts, valuation and risk profile.

SELL: We have a negative outlook on the stock based on our expected absolute or relative return over the investment period. Our thesis is based on our analysis of the company's outlook, financial performance, catalysts, valuation and risk profile. We recommend investors reduce their position.

Under Review: We actively follow the company, although our estimates, rating and target price are under review.

Restricted: The rating and target price have been suspended temporarily to comply with applicable regulations and/or Yuanta policies.

Note: Yuanta research coverage with a Target Price is based on an investment period of 12 months. Greater China Discovery Series coverage does not have a formal 12 months Target Price and the recommendation is based on an investment period specified by the analyst in the report.

Global Disclaimer

© 2020 Yuanta. All rights reserved. The information in this report has been compiled from sources we believe to be reliable, but we do not hold ourselves responsible for its completeness or accuracy. It is not an offer to sell or solicitation of an offer to buy any securities. All opinions and estimates included in this report constitute our judgment as of this date and are subject to change without notice.

This report provides general information only. Neither the information nor any opinion expressed herein constitutes an offer or invitation to make an offer to buy or sell securities or other investments. This material is prepared for general circulation to clients and is not intended to provide tailored investment advice and does not take into account the individual financial situation and objectives of any specific person who may receive this report. Investors should seek financial advice regarding the appropriateness of investing in any securities, investments or investment strategies discussed or recommended in this report. The information contained in this report has been compiled from sources believed to be reliable but no representation or warranty, express or implied, is made as to its accuracy, completeness or correctness. This report is not (and should not be construed as) a solicitation to act as securities broker or dealer in any jurisdiction by any person or company that is not legally permitted to carry on such business in that jurisdiction.

Yuanta research is distributed in the United States only to Major U.S. Institutional Investors (as defined in Rule 15a-6 under the Securities Exchange Act of 1934, as amended and SEC staff interpretations thereof). All transactions by a US person in the securities mentioned in this report must be effected through a registered broker-dealer under Section 15 of the Securities Exchange Act of 1934, as amended. Yuanta research is distributed in Taiwan by Yuanta Securities Investment Consulting. Yuanta research is distributed in Hong Kong by Yuanta Securities (Hong Kong) Co. Limited, which is licensed in Hong Kong by the Securities and Futures Commission for regulated activities, including Type 4 regulated activity (advising on securities). In Hong Kong, this research report may not be redistributed, retransmitted or disclosed, in whole or in part or any form or manner, without the express written consent of Yuanta Securities (Hong Kong) Co. Limited.