

當日市場：市場強勁反彈

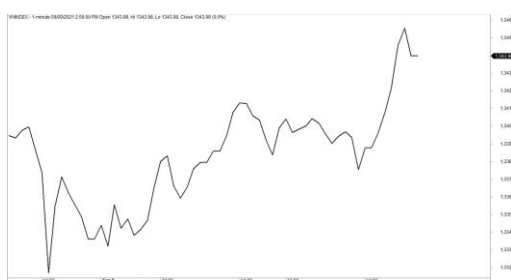
2021/09/10

市場走勢

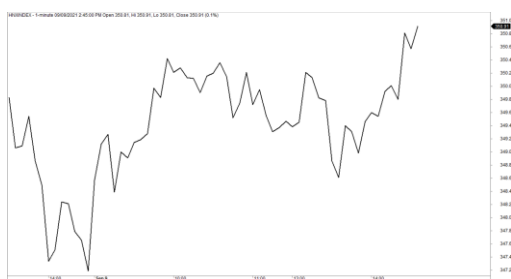
市場指數	VNI	HNI	UPCOM
收盤	1,343.98	350.44	94.83
%日	0.78%	0.91%	0.50%
%週	0.70%	2.04%	0.87%
%月	-1.17%	5.98%	6.10%
%年	51.12%	178.28%	61.17%
成交值(Bil.VND)			
當日	19,419	2,557	1,514
日均量/週	23,337	3,242	2,048
日均量/月	23,850	3,830	1,931
外資進出			
買進	1,200.93	13.88	47.36
賣出	1,714.96	318.38	21.07
買賣超	-514.03	-304.50	26.29
市場漲跌家數			
上漲	245	143	183
下跌	111	69	123
持平	57	137	597
市場指標			
P/E	16.33	18.48	21.38
總市值 (兆盾)	5,117	406	1,318
股息殖利 ²	1.30%	2.11%	4.11%

資料源: Bloomberg - YSVN

VNINDEX



HNIINDEX



市場走勢

市場收到利好消息，有助穩定市場情緒。VNI-Index 在接近尾盤時強勁上漲 0.78%，報 1343.98 點。HNX-Index 同步上漲 0.91%，收於 350.44 點；Upcom-Index 上漲 0.5%，收於 94.83 點。三大市場的交易額達超過 21 兆 5,740 億越南盾，較前一交易日略有下降。

大型股強勁復甦，其中重點是 MWG (+6.7%)、MSN (+2.3%)、PNJ (+5%) 等消費零售類股。現金流還分佈在銀行、旅遊和房地產等許多其他行業，如 TPB (+4.7%)、VJC (+3.5%)、GVR (+2.4%) 強勁上漲，並鞏固了市場的漲勢。

中型股和仙股在最近兩次強勁調整後也有所恢復，但復甦不均衡。具體來說，SJF、APH、QBS、KMR 漲停，而 VMD 連續第 4 個交易日跌停。

外資在整個市場賣超超過 7920 億越南盾，其中被拋售最多的是 API (2870 億)、VHM (2730 億)、VIC (1240 億)。另一方面，HSG (910 億)、CTG (520 億)、MBB (340 億) 領先於買超列表。

市場短期觀點

我們認為 VN-Index 可能會在下一交易日繼續回升並測試 1,354 點的短期阻力位。同時，現金流可能繼續關注中小型股，而現金流仍對大型股持謹慎態度。但是，我們認為短期風險仍然較低，銀行股出現了更多積極變化，表明未來幾個交易日的市場廣度會更好。

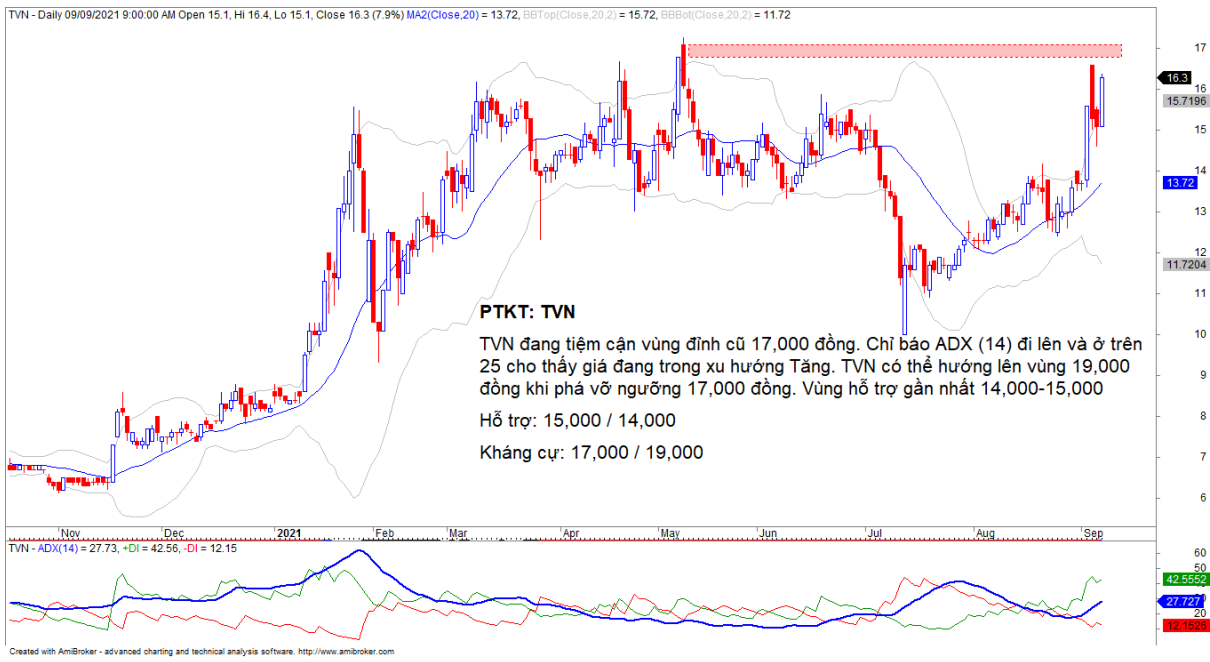
大盤短期走勢仍為上漲。因此，我們建議短線投資者可以繼續持有投資組合中高比例的股票，並利用回調的機會增加股票的比例。

請在 <https://ysradar.yuanta.com.vn/> 查看有關股票的信號。



We Create Fortune

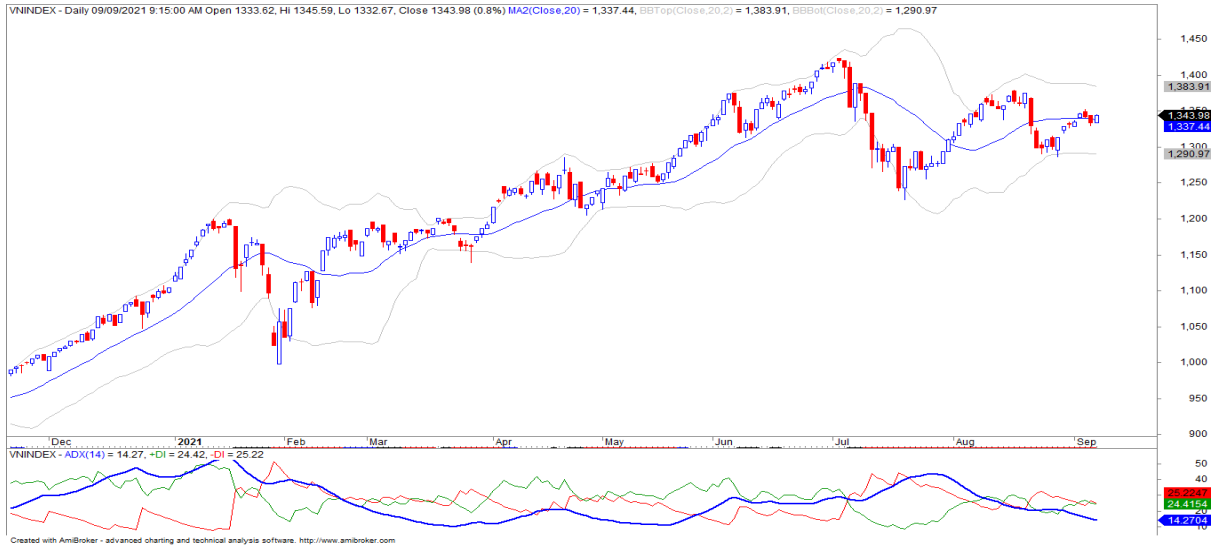
熱點股票技術分析



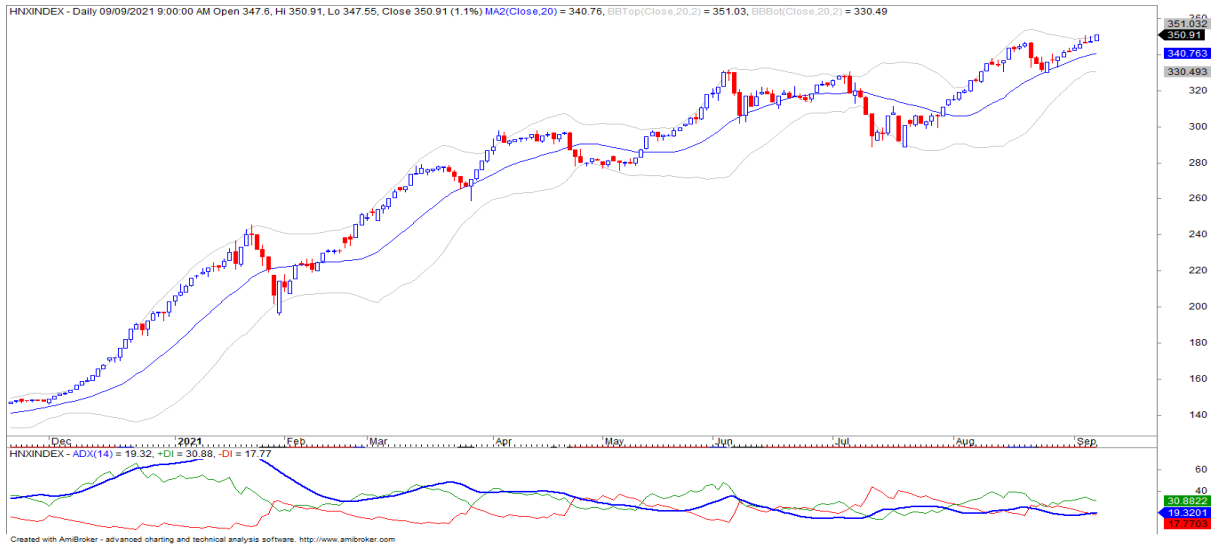


We Create Fortune

技術分析圖



指數技術分析圖 VN-Index



指數技術分析圖 HNX-Index

指數	短期趨勢	中期趨勢	阻力區 1	阻力區 2	支撐區 1	支撐區 2
VN-Index	上漲	中立	1374	1410	1210	970
HNX-Index	上漲	中立	314	333	300	180
VN30	上漲	中立	1494	1550	1445	960
VNMidcaps	上漲	中立	1,730	1800	1650	963
VNSmallcaps	上漲	上漲	1430	1450	1400	804



We Create Fortune

胡志明市交易所 (HSX)

	收盤	漲跌%
VNI	1343.98	0.78%
VN30	1447.28	0.95%
VN Mid	1699.6	0.89%
VN Small	1590.03	1.45%

河內交易所 (HSX)

	收盤	漲跌%
HNI	350.44	0.91%
HN30	589.51	0.78%
VNX AllSh	1377.22	0.94%

UPCOM 市場 (UPCoM)

	收盤	漲跌%
UPCoM	94.83	0.50%

外資交易	成交值 (Bil.VND)
買進	1200.93
賣出	1714.96
買超/賣超	-514.03

外資交易	成交值 (Bil.VND)
買進	13.88
賣出	318.38
買超/賣超	-304.50

外資交易	成交值 (Bil.VND)
買進	47.36
賣出	21.07
買超/賣超	26.29

上漲排名/ 股碼	漲跌(VND)	漲跌%
VPH	420	6.94%
HVN	1550	6.92%
SGT	1550	6.86%
APG	1400	6.81%
VOS	1250	6.81%

上漲排名/ 股碼	漲跌(VND)	漲跌%
BII	2000	10.00%
VNT	5600	9.89%
API	2400	9.88%
VIT	1300	9.56%
CEO	900	9.38%

上漲排名/ 股碼	漲跌(VND)	漲跌%
POS	1596	10.57%
PGV	2587	9.48%
AMS	1004	6.78%
DDV	1257	5.42%
ACV	3642	4.63%

下跌排名/ 股碼	漲跌(VND)	漲跌%
PHC	-1300	-5.91%
FIT	-750	-4.11%
ADG	-1600	-3.60%
BIC	-1000	-3.57%
TCM	-2000	-3.08%

下跌排名/ 股碼	漲跌(VND)	漲跌%
TAR	-500	-2.55%
AMV	-200	-1.60%
ART	-100	-1.04%
NRC	-200	-0.99%
NDN	-200	-0.92%

下跌排名/ 股碼	漲跌(VND)	漲跌%
PGB	-684	-2.90%
DGT	-614	-2.28%
VCR	-641	-2.06%
SIP	-2386	-1.63%
EVF	-198	-1.62%

*備註：市值>5,000 億盾；成交值>15 億盾

市值排名/ 股碼	Bil.VND
VCB	369,775
VHM	361,413
VIC	350,080
HPG	229,461
VNM	178,482

市值排名/ 股碼	Bil.VND
THD	76,300
SHB	51,027
VCS	18,656
BAB	17,322
NVB	14,116

市值排名/ 股碼	Bil.VND
ACV	171,337
MCH	89,313
VEA	58,216
BSR	55,580
GE2	38,566

交易量排名/ 股碼	成交值	30 日均
HPG	37,783,355	27,325,490
FIT	33,240,600	14,410,800
TPB	21,405,160	5,068,738
SSI	20,144,300	15,929,376
HSG	18,809,100	12,663,033

交易量排名/ 股碼	成交值	30 日均
API	13,010,020	275,369
CEO	12,543,751	4,008,860
SHB	12,386,881	18,104,106
IDC	7,720,129	4,950,598
PVS	4,577,402	11,364,475

交易量排 名/股碼	成交值	30 日均
KSH	5,981,560	2,764,324
BSR	5,800,881	12,328,513
HHV	5,791,310	7,837,271
VHG	5,610,749	2,691,563
DDV	3,937,941	4,497,198

資料源: Bloomberg & Yuanta Research

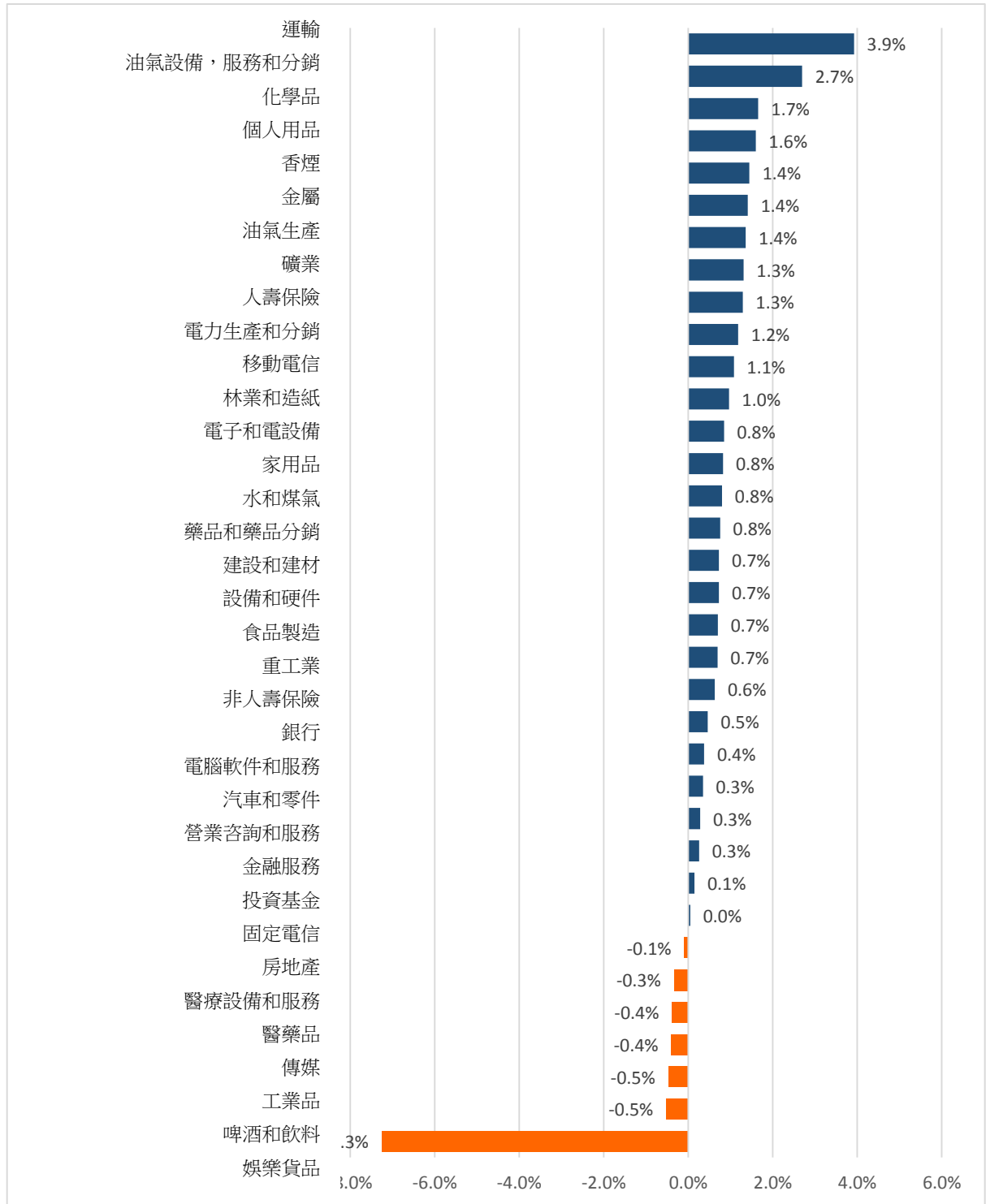
資料源: Bloomberg & Yuanta Research

資料源: Bloomberg & Yuanta Research



We Create **Fortune**

各行業板塊的交易走勢

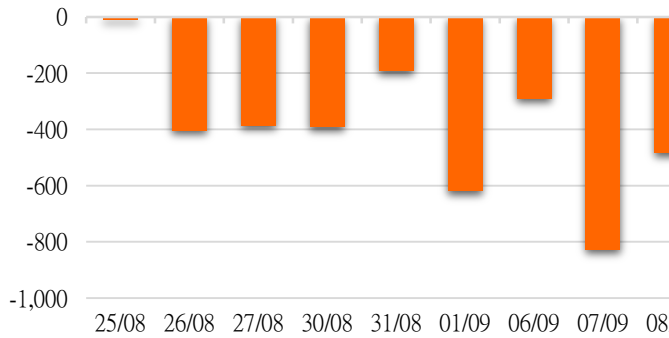


資料源: FinPro - YSVN



We Create Fortune

HSX 外資每日買/賣超

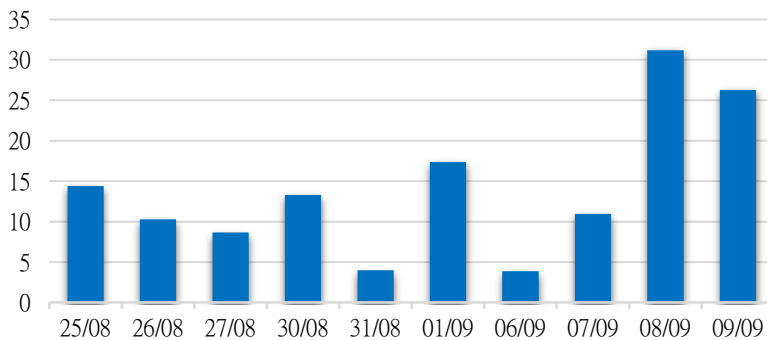


證券代碼	買超金額 (百萬盾)	證券代碼	賣超金額 (百萬盾)
FUEVFNVD	70,847	VHM	251,455
VCB	50,450	VIC	144,846
HDB	38,942	VNM	85,603
DXG	24,779	SSI	81,024
LPB	22,325	MSN	69,904

外資買進賣統計

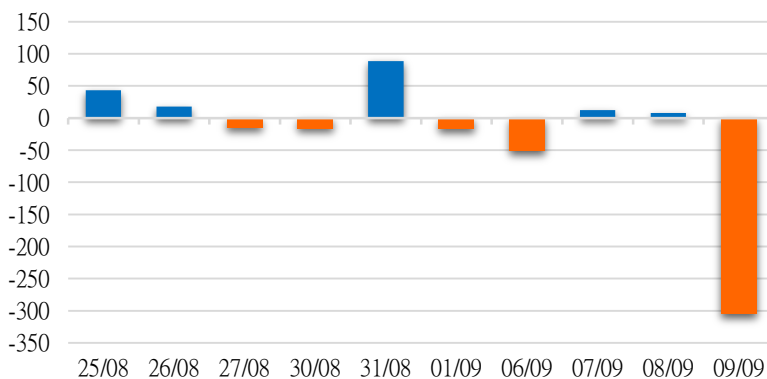
HSX 外資買/賣超的前 5 名

UPCOM 外資每日買/賣超



證券代碼	買超金額 (百萬盾)	證券代碼	賣超金額 (百萬盾)
SHS	3,824	BII	3,222
EID	2,051	BCC	1,310
HUT	1,337	SRA	843
NBC	1,160	VGS	511
DL1	1,009	SCI	404

HNX 外資每日買/賣超



HNX 外資買/賣超的前 5 名

證券代碼	買超金額 (百萬盾)	證券代碼	賣超金額 (百萬盾)
ACV	9,397	BSR	3,898
QTP	4,190	AMS	761
VEA	4,090	GHC	714
QNS	3,451	PGB	478
BMS	3,144	FOX	204

UPCOM 外資買/賣超的前 5 名

源: FiinPro - YSVN



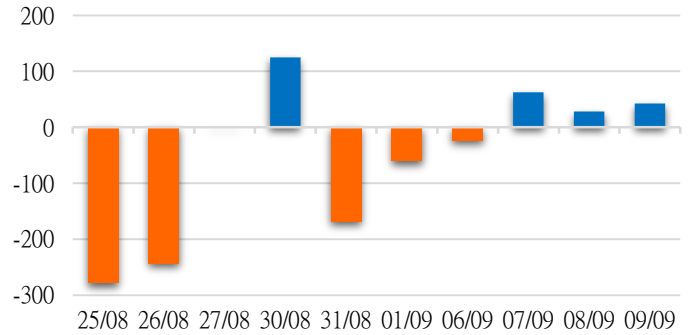
We Create **Fortune**

自營統計

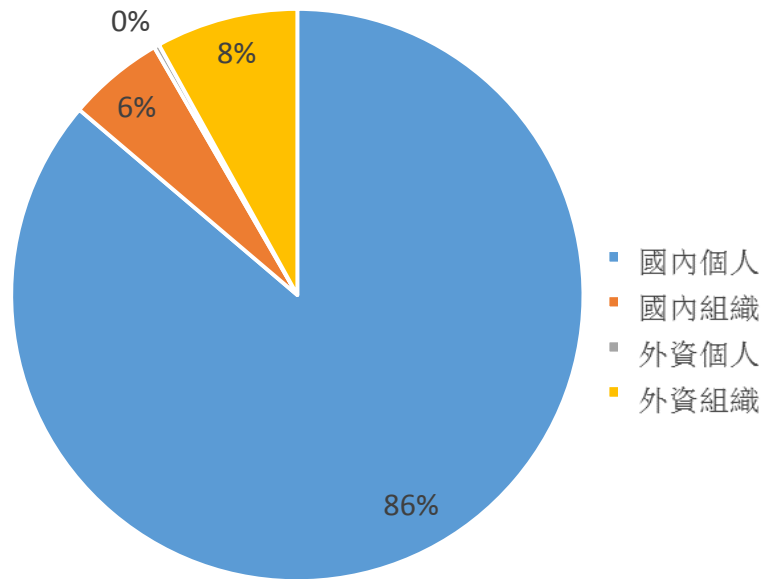
證券代碼	買超金額 (Mil.VND)	證券代碼	賣超金額 (Mil.VND)
FUEVFNVD	91,015	VHM	23,472
DXG	30,056	FPT	20,644
E1VFN30	24,251	VIC	16,115
MWG	18,087	ACB	13,254
VPB	16,026	HPG	12,323

券商自營交易最大前名

券商自營交易每日買/賣超
(Bil.VND)



越南證券市場投資人類別統計

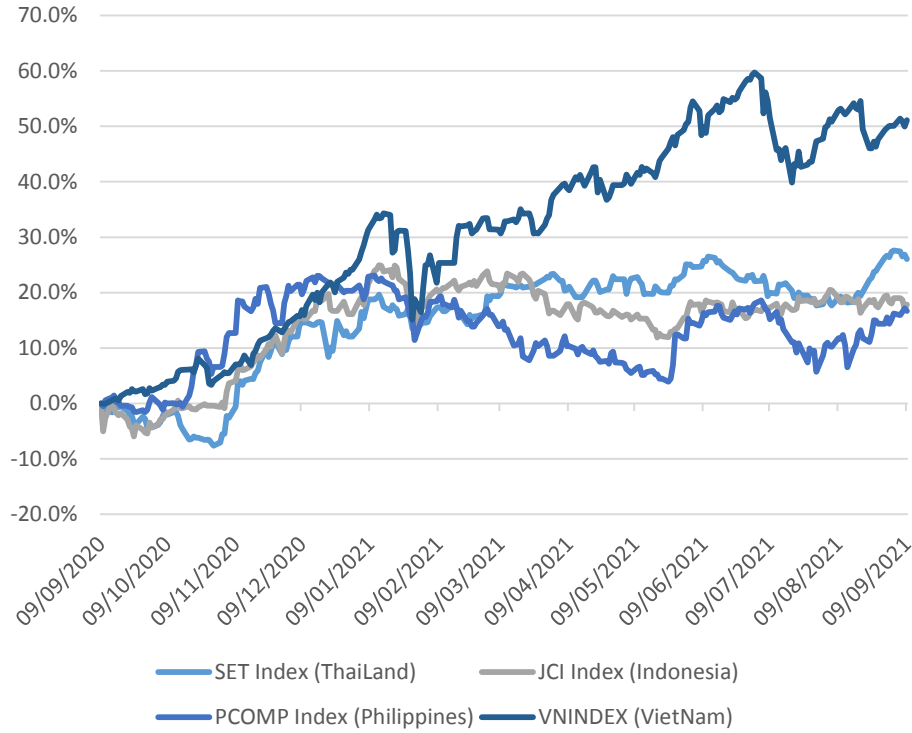


資料源: FiinPro - YSVN



We Create Fortune

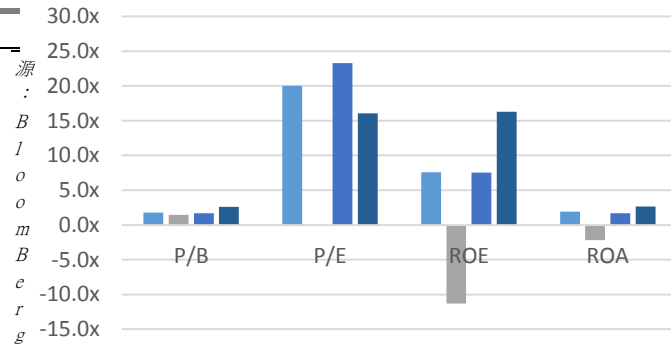
東南亞主要市場走勢比較



東南亞主要市場數據

		Thailand	Indonesia	Philippines	Vietnam
P/B		1.8x	1.5x	1.7x	2.6x
P/E		20.1x	#N/A N/A	23.2x	16.1x
ROE	%	7.57	(11.31)	7.53	16.33
ROA	%	1.91	(2.17)	1.70	2.66
Vốn hóa	Tỷ USD	574.38	506.92	183.86	223.30
GTGD	Triệu USD	2.34	0.71	0.08	0.81
LS cổ tức	%	2.54	1.97	1.63	1.21

& YSVN



■ SET Index ■ JCI Index ■ PCOMP Index ■ VNINDEX Index



We Create **Fortune**

元大證券（越南）公司

個人客戶分析部

Nguyễn Thế Minh
研究分析經理
+84 28 3622 6868 ext 3826
minh.nguyen@yuanta.com.vn

Quách Đức Khánh
高級分析專員
+84 28 3622 6868 ext 3833
khanh.quach@yuanta.com.vn

Nguyễn Trịnh Ngọc Hồng
分析專員
+84 28 3622 6868 ext 3832
hong.nguyen@yuanta.com.vn

Lý Thị Hiền
研究分析主管
+84 28 3622 6868 ext 3908
hien.ly@yuanta.com.vn

Phạm Tấn Phát
高級分析專員
+84 28 3622 6868 ext 3880
phat.pham@yuanta.com.vn

個人客戶業務部

Nguyễn Thanh Tùng
總公司業務經理
+84 28 3622 6868 ext 3609
tung.nguyen@yuanta.com.vn

Nguyễn Việt Quang
河內分行經理
+84 28 3622 6868 ext 3404
quang.nguyen@yuanta.com.vn

Bùi Quốc Phong
同奈分行經理
+84 28 3622 6868
phong.bui@yuanta.com.vn

Võ Đình Tuấn
峴港分行經理
+84 28 3622 6868 ext 3301
tuan.vo@yuanta.com.vn

Võ Thị Thu Thủy
平陽分行經理
+84 28 3622 6868 ext 3505
thuy.vo@yuanta.com.vn

Chung Kim Hoa
華人客戶部經理
+84 28 3622 6868 ext 3828
hoa.chung@yuanta.com.vn

Nguyễn Đức Hoàn
河內南部營業中心經理
+84 28 3622 6868 ext 3409
hoan.nguyen@yuanta.com.vn

Nguyễn Mạnh Hoạt
堤岸分行經理
+84 28 3622 6868 ext 3847
hoat.nguyen@yuanta.com.vn

Đinh Thị Thu Cúc
頭頓分行經理
+84 28 3622 6868 ext 3203
cuc.dinh@yuanta.com.vn



We Create **Fortune**

Appendix A: Important Disclosures

Analyst Certification

Each research analyst primarily responsible for the content of this research report, in whole or in part, certifies that with respect to each security or issuer that the analyst covered in this report: (1) all of the views expressed accurately reflect his or her personal views about those securities or issuers; and (2) no part of his or her compensation was, is, or will be, directly or indirectly, related to the specific recommendations or views expressed by that research analyst in the research report.

Ratings Definitions

BUY: We have a positive outlook on the stock based on our expected absolute or relative return over the investment period. Our thesis is based on our analysis of the company's outlook, financial performance, catalysts, valuation and risk profile. We recommend investors add to their position.

HOLD-Outperform: In our view, the stock's fundamentals are relatively more attractive than peers at the current price. Our thesis is based on our analysis of the company's outlook, financial performance, catalysts, valuation and risk profile.

HOLD-Underperform: In our view, the stock's fundamentals are relatively less attractive than peers at the current price. Our thesis is based on our analysis of the company's outlook, financial performance, catalysts, valuation and risk profile.

SELL: We have a negative outlook on the stock based on our expected absolute or relative return over the investment period. Our thesis is based on our analysis of the company's outlook, financial performance, catalysts, valuation and risk profile. We recommend investors reduce their position.

Under Review: We actively follow the company, although our estimates, rating and target price are under review.

Restricted: The rating and target price have been suspended temporarily to comply with applicable regulations and/or Yuanta policies.

Note: Yuanta research coverage with a Target Price is based on an investment period of 12 months. Greater China Discovery Series coverage does not have a formal 12 month Target Price and the recommendation is based on an investment period specified by the analyst in the report.

Global Disclaimer

© 2018 Yuanta. All rights reserved. The information in this report has been compiled from sources we believe to be reliable, but we do not hold ourselves responsible for its completeness or accuracy. It is not an offer to sell or solicitation of an offer to buy any securities. All opinions and estimates included in this report constitute our judgment as of this date and are subject to change without notice.

This report provides general information only. Neither the information nor any opinion expressed herein constitutes an offer or invitation to make an offer to buy or sell securities or other investments. This material is prepared for general circulation to clients and is not intended to provide tailored investment advice and does not take into account the individual financial situation and objectives of any specific person who may receive this report. Investors should seek financial advice regarding the appropriateness of investing in any securities, investments or investment strategies discussed or recommended in this report. The information contained in this report has been compiled from sources believed to be reliable but no representation or warranty, express or implied, is made as to its accuracy, completeness or correctness. This report is not (and should not be construed as) a solicitation to act as securities broker or dealer in any jurisdiction by any person or company that is not legally permitted to carry on such business in that jurisdiction.

Yuanta research is distributed in the United States only to Major U.S. Institutional Investors (as defined in Rule 15a-6 under the Securities Exchange Act of 1934, as amended and SEC staff interpretations thereof). All transactions by a US person in the securities mentioned in this report must be effected through a registered broker-dealer under Section 15 of the Securities Exchange Act of 1934, as amended. Yuanta research is distributed in Taiwan by Yuanta Securities Investment Consulting. Yuanta research is distributed in Hong Kong by Yuanta Securities (Hong Kong) Co. Limited, which is licensed in Hong Kong by the Securities and Futures Commission for regulated activities, including Type 4 regulated activity (advising on securities). In Hong Kong, this research report may not be redistributed, retransmitted or disclosed, in whole or in part or and any form or manner, without the express written