

當日市場：市場繼續分化

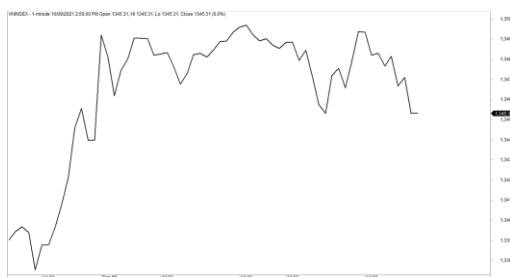
2021/09/13

市場走勢

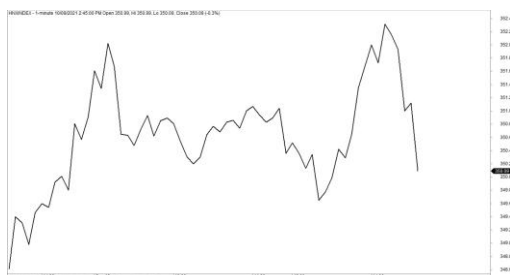
市場指數	VNI	HNI	UPCOM
收盤	1,345.31	350.05	95.41
%日	0.10%	-0.11%	0.61%
%週	0.80%	1.93%	1.49%
%月	-1.26%	4.47%	5.39%
%年	51.36%	178.21%	61.63%
成交值(Bil.VND)			
當日	19,104	2,992	2,331
日均量/週	22,491	3,192	2,104
日均量/月	23,698	3,761	1,969
外資進出			
買進	1,752.30	11.64	29.87
賣出	2,503.21	10.03	25.18
買賣超	-750.90	1.61	4.68
市場漲跌家數			
上漲	189	138	261
下跌	168	86	165
持平	56	126	477
市場指標			
P/E	16.47	18.68	21.96
總市值 (兆盾)	5,167	410	1,353
股息殖利 ²	1.29%	2.07%	4.11%

資料源: Bloomberg - YSVN

VNINDEX



HNIINDEX



市場走勢

市場在本週最後一個交易日橫盤整理並窄幅波動。VNI-Index 收漲 0.1%，報 1345.31 點。另一方面，HNI-Index 下跌 0.11%，收於 350.05 點；Upcom-Index 上漲 0.61%，收於 95.41 點。市場的交易額超過 21 兆 5,850 億越南盾。

市場差異很大，尤其是藍籌股。VN30-Index 的範圍很窄，有 15 檔股票下跌和 10 檔上漲家。具體而言，TPB (-1.1%)、HDB (-1.9%)、GVR (-1.6%)、HPG (-0.8%)、ACB (-0.5%) 等下跌但並不顯著。相反，PNJ (+3.9%)、BVH (+2%)、SAB (+1.7%)、VRE (+2%)、VPB (+1.9%)、VNM (+1.5%) 等積極上漲。雖然中型股走弱，但亮點是 IDI (+6.5%)、AGM (+7%)、APH (+7%)、SJJ (+7%)、VIP (+7%)、PHG (+6.8%)、LCM (+6.8%) 等積極上漲。

外資在全場上賣超近 7450 億越南盾，其中 VHM (5630 億)、DPM (600 億)、VNM (550 億) 被拋售最多。另一方面，CTG (650 億)、PNJ (480 億)、HPG (430 億) 是外資積極買進的股票。

市場短期觀點

我們認為，VN-Index 可能會在本週首日挑戰 1,354 點的阻力位。積極的是現金流已轉向大型股，尤其是銀行股，表明未來幾個交易日的市場廣度可能為積極，預計現金流將在下個交易週改善。同時，短期情緒指標強勁上漲，表明短期策略仍是在投資組合中持有較高比例的股票。

大盤短期走勢仍為上漲。因此，我們建議短線投資者可藉盤整的機會增加持股的比重，並可能逐步增加大型股的比重，尤其是銀行業。

根據周線圖，中期趨勢仍為中力。同時，在現金流仍主要集中在中小型股的情況下，各類股票之間的現金流仍存在分化。因此，我們建議中線投資者可繼續持有當前水平的比重，下個交易週繼續觀察市場的行情。

請在 <https://ysradar.yuanta.com.vn/> 查看有關股票的信號。



We Create Fortune

熱點股票技術分析





We Create Fortune

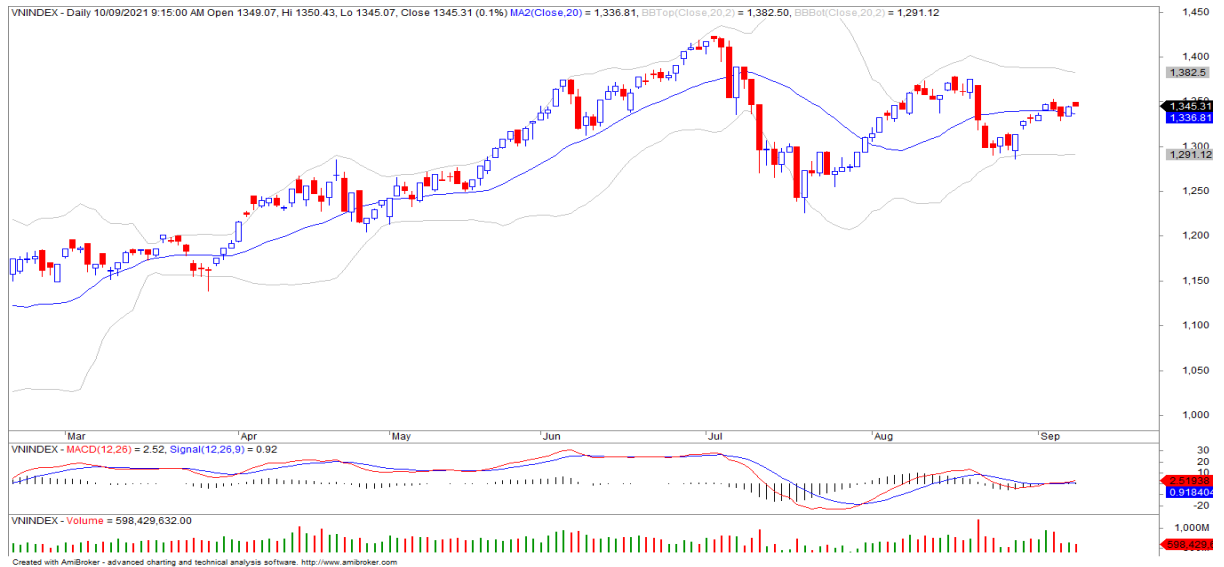
熱點股票技術分析





We Create Fortune

技術分析圖



指數技術分析圖 VN-Index



指數技術分析圖 HNX-Index

指數	短期趨勢	中期趨勢	阻力區 1	阻力區 2	支撐區 1	支撐區 2
VN-Index	上漲	中立	1374	1410	1210	970
HNX-Index	上漲	中立	314	333	300	180
VN30	上漲	中立	1494	1550	1445	960
VNMidcaps	上漲	中立	1,730	1800	1650	963
VNSmallcaps	上漲	上漲	1430	1450	1400	804



We Create Fortune

胡志明市交易所 (HSX)

	收盤	漲跌%
VNI	1345.31	0.10%
VN30	1448.33	0.07%
VN Mid	1698.35	-0.07%
VN Small	1606.96	1.06%

河內交易所 (HSX)

	收盤	漲跌%
HNI	350.05	-0.11%
HN30	588.28	-0.21%
VNX AllSh	1378.75	0.11%

UPCOM 市場 (UPCoM)

	收盤	漲跌%
UPCoM	95.41	0.61%

外資交易	成交值 (Bil.VND)
買進	1752.3
賣出	2503.21
買超/賣超	-750.9

外資交易	成交值 (Bil.VND)
買進	11.64
賣出	10.03
買超/賣超	1.61

外資交易	成交值 (Bil.VND)
買進	29.87
賣出	25.18
買超/賣超	4.68

上漲排名/ 股碼	漲跌(VND)	漲跌%
VIP	630	7.00%
TCO	2000	6.98%
ICT	1350	6.98%
SFG	800	6.96%
VPH	450	6.96%

上漲排名/ 股碼	漲跌(VND)	漲跌%
BII	2200	10.00%
VNR	2700	9.85%
GKM	2100	9.77%
API	2600	9.74%
TVD	1200	9.52%

上漲排名/ 股碼	漲跌(VND)	漲跌%
FIC	1992	13.93%
PVX	257	12.85%
DDV	3113	12.71%
BMS	2636	11.82%
HVG	239	11.38%

下跌排名/ 股碼	漲跌(VND)	漲跌%
VMD	-4300	-6.95%
TIX	-1100	-3.37%
VNG	-450	-3.21%
TTA	-450	-2.91%
TTA	-450	-2.91%

下跌排名/ 股碼	漲跌(VND)	漲跌%
BAB	-1000	-4.35%
BCC	-700	-3.57%
HUT	-200	-2.22%
NRC	-400	-2.00%
PVS	-500	-1.92%

下跌排名/ 股碼	漲跌(VND)	漲跌%
VLB	-1024	-2.20%
AMS	-345	-2.18%
IPA	-1191	-1.94%
VFS	-138	-1.13%
TID	-250	-0.83%

*備註：市值>5,000 億盾；成交值>15 億盾

市值排名/ 股碼	Bil.VND
VCB	367,921
VHM	360,073
VIC	347,416
HPG	230,356
VNM	180,781

市值排名/ 股碼	Bil.VND
THD	76,685
SHB	50,642
VCS	18,672
BAB	16,569
NVB	14,116

市值排名/ 股碼	Bil.VND
ACV	183,813
MCH	88,771
VEA	58,312
BSR	55,576
GE2	40,613

交易量排名/ 股碼	成交值	30 日均
HPG	18,639,900	27,034,990
TPB	16,375,440	5,279,143
VHM	15,934,600	14,327,214
HSG	13,607,200	12,812,429
VND	11,560,900	9,804,740

交易量排名/ 股碼	成交值	30 日均
SHB	21,545,746	17,312,495
HUT	7,547,741	4,212,376
SHS	7,247,123	7,511,913
CEO	7,204,402	4,220,899
VIG	6,278,152	2,329,344

交易量排 名/股碼	成交值	30 日均
DDV	11,385,518	4,515,151
PVX	9,466,120	1,180,712
KSH	5,537,607	2,966,384
HVG	5,277,417	586,210
BSR	4,723,472	11,216,691

資料源: Bloomberg & Yuanta Research

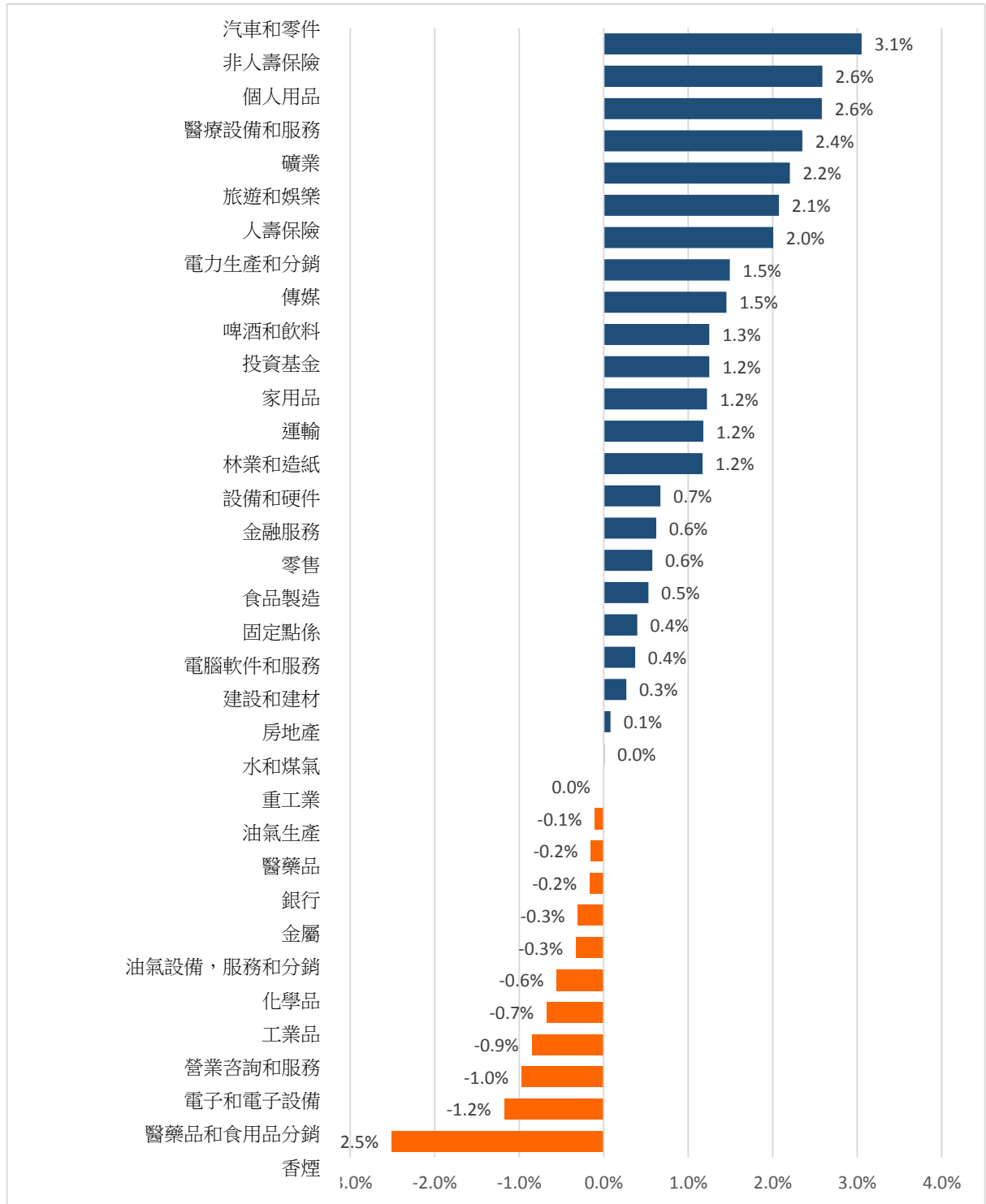
資料源: Bloomberg & Yuanta Research

資料源: Bloomberg & Yuanta Research



We Create Fortune

各行業板塊的交易走勢



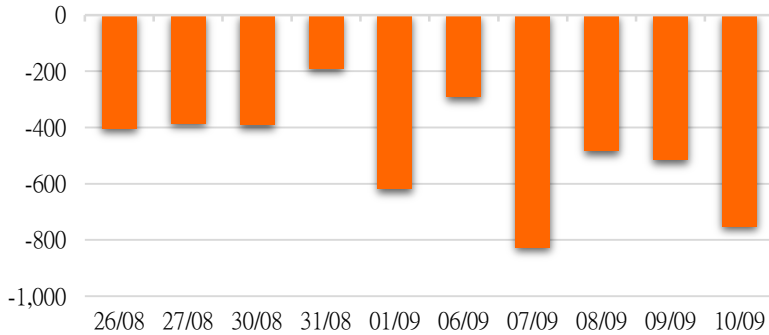
資料源: FinPro - YSVN



We Create Fortune

外資買進賣統計

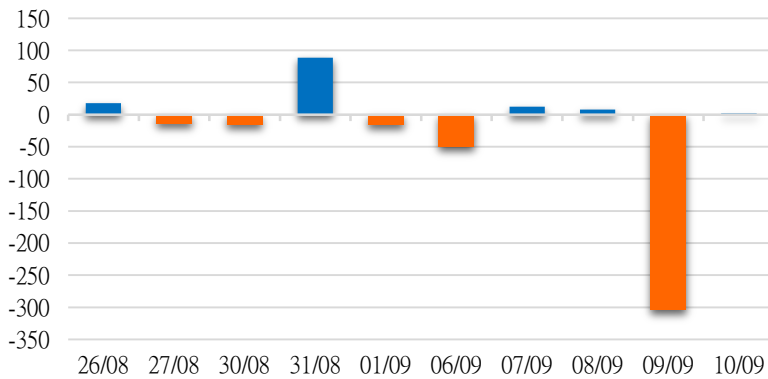
HSX 外資每日買/賣超



證券代碼	買超金額 (百萬盾)	證券代碼	賣超金額 (百萬盾)
CTG	65,288	VHM	562,595
PNJ	48,012	DPM	60,357
HPG	42,676	VNM	54,977
VND	41,352	VIC	44,481
VCI	31,610	KBC	41,408

HSX 外資買/賣超的前 5 名

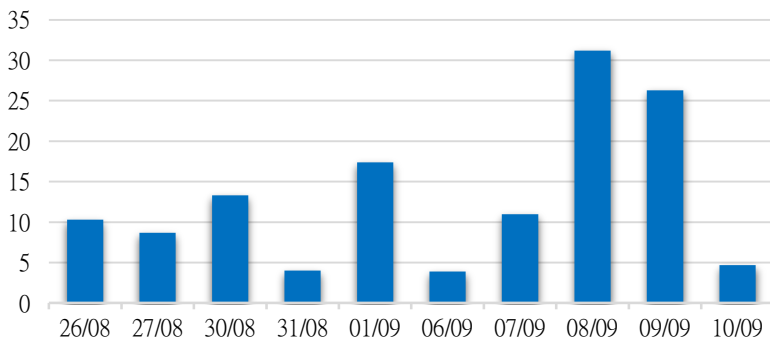
HNX 外資每日買/賣超



證券代碼	買超金額 (百萬盾)	證券代碼	賣超金額 (百萬盾)
EID	1,950	SD5	783
CEO	1,856	MBS	689
ART	775	VSM	653
IDJ	430	BVS	585
THD	219	GKM	468

HNX 外資買/賣超的前 5 名

UPCOM 外資每日買/賣超



證券代碼	買超金額 (百萬盾)	證券代碼	賣超金額 (百萬盾)
ACV	8,781	BSR	3,750
CLX	2,285	ABI	1,270
LTG	1,040	CTR	746
TCI	614	MCH	715
QTP	605	FOX	673

UPCOM 外資買/賣超的前 5 名

源: FiinPro - YSVN



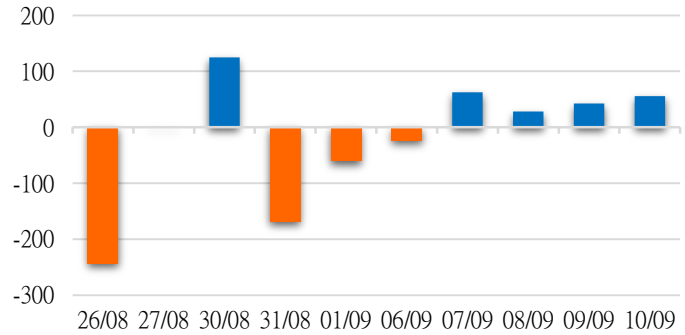
We Create **Fortune**

自營統計

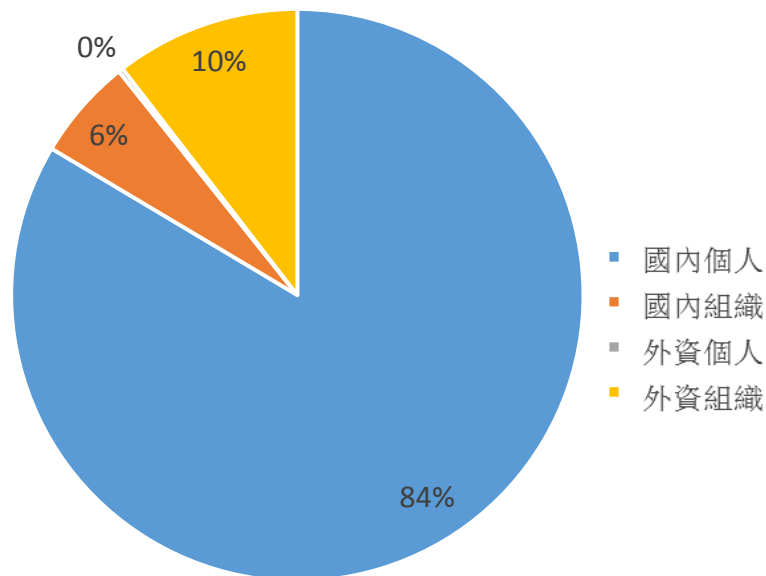
證券代碼	買超金額 (Mil.VND)	證券代碼	賣超金額 (Mil.VND)
FUEVFNVD	36,857	PNJ	14,959
NVL	12,300	FPT	11,098
STB	12,205	MWG	9,639
VPB	10,124	VIC	6,829
TCB	9,288	GMD	4,762

券商自營交易最大前名

券商自營交易每日買/賣超 (Bil.VND)



越南證券市場投資人類別統計

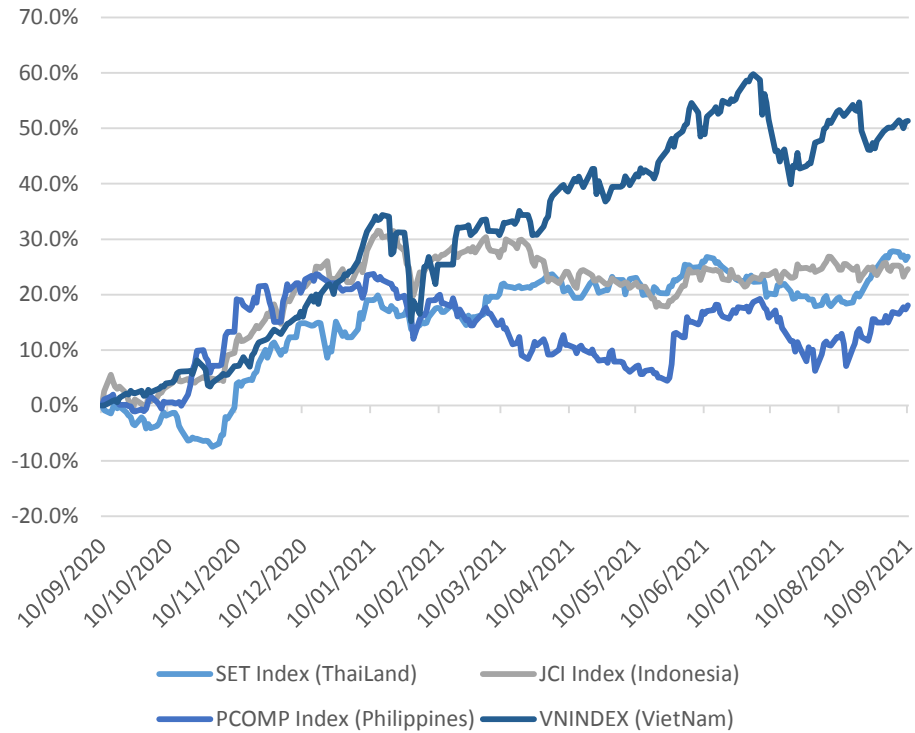


資料源: FiinPro - YSVN



We Create Fortune

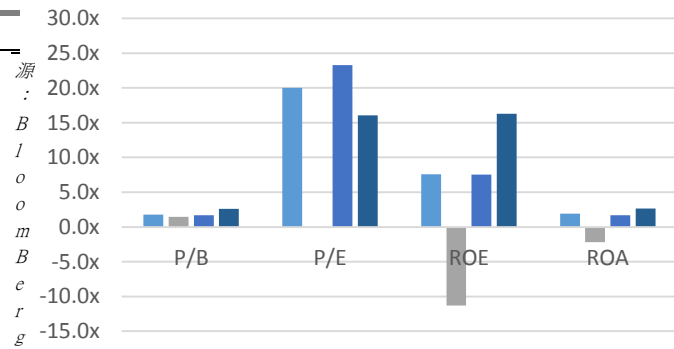
東南亞主要市場走勢比較



東南亞主要市場數據

		Thailand	Indonesia	Philippines	Vietnam
P/B		1.8x	1.5x	1.7x	2.6x
P/E		20.2x	#N/A N/A	23.4x	16.1x
ROE	%	7.57	(11.21)	7.53	16.33
ROA	%	1.91	(2.14)	1.70	2.66
Vốn hóa	Tỷ USD	571.65	513.63	183.52	225.23
GTGD	Triệu USD	2.47	0.80	0.06	0.78
LS cổ tức	%	2.53	1.97	1.62	1.21

& YSVN



■ SET Index ■ JCI Index ■ PCOMP Index ■ VNINDEX Index



We Create **Fortune**

元大證券（越南）公司

個人客戶分析部

Nguyễn Thế Minh

研究分析經理

+84 28 3622 6868 ext 3826

minh.nguyen@yuanta.com.vn

Quách Đức Khánh

高級分析專員

+84 28 3622 6868 ext 3833

khanh.quach@yuanta.com.vn

Nguyễn Trịnh Ngọc Hồng

分析專員

+84 28 3622 6868 ext 3832

hong.nguyen@yuanta.com.vn

Lý Thị Hiền

研究分析主管

+84 28 3622 6868 ext 3908

hien.ly@yuanta.com.vn

Phạm Tấn Phát

高級分析專員

+84 28 3622 6868 ext 3880

phat.pham@yuanta.com.vn

個人客戶業務部

Nguyễn Thanh Tùng

總公司業務經理

+84 28 3622 6868 ext 3609

tung.nguyen@yuanta.com.vn

Nguyễn Việt Quang

河內分行經理

+84 28 3622 6868 ext 3404

quang.nguyen@yuanta.com.vn

Bùi Quốc Phong

同奈分行經理

+84 28 3622 6868

phong.bui@yuanta.com.vn

Võ Đình Tuấn

峴港分行經理

+84 28 3622 6868 ext 3301

tuan.vo@yuanta.com.vn

Võ Thị Thu Thủy

平陽分行經理

+84 28 3622 6868 ext 3505

thuy.vo@yuanta.com.vn

Chung Kim Hoa

華人客戶部經理

+84 28 3622 6868 ext 3828

hoa.chung@yuanta.com.vn

Nguyễn Đức Hoàn

河內南部營業中心經理

+84 28 3622 6868 ext 3409

hoan.nguyen@yuanta.com.vn

Nguyễn Mạnh Hoạt

堤岸分行經理

+84 28 3622 6868 ext 3847

hoat.nguyen@yuanta.com.vn

Đinh Thị Thu Cúc

頭頓分行經理

+84 28 3622 6868 ext 3203

cuc.dinh@yuanta.com.vn



We Create **Fortune**

Appendix A: Important Disclosures

Analyst Certification

Each research analyst primarily responsible for the content of this research report, in whole or in part, certifies that with respect to each security or issuer that the analyst covered in this report: (1) all of the views expressed accurately reflect his or her personal views about those securities or issuers; and (2) no part of his or her compensation was, is, or will be, directly or indirectly, related to the specific recommendations or views expressed by that research analyst in the research report.

Ratings Definitions

BUY: We have a positive outlook on the stock based on our expected absolute or relative return over the investment period. Our thesis is based on our analysis of the company's outlook, financial performance, catalysts, valuation and risk profile. We recommend investors add to their position.

HOLD-Outperform: In our view, the stock's fundamentals are relatively more attractive than peers at the current price. Our thesis is based on our analysis of the company's outlook, financial performance, catalysts, valuation and risk profile.

HOLD-Underperform: In our view, the stock's fundamentals are relatively less attractive than peers at the current price. Our thesis is based on our analysis of the company's outlook, financial performance, catalysts, valuation and risk profile.

SELL: We have a negative outlook on the stock based on our expected absolute or relative return over the investment period. Our thesis is based on our analysis of the company's outlook, financial performance, catalysts, valuation and risk profile. We recommend investors reduce their position.

Under Review: We actively follow the company, although our estimates, rating and target price are under review.

Restricted: The rating and target price have been suspended temporarily to comply with applicable regulations and/or Yuanta policies.

Note: Yuanta research coverage with a Target Price is based on an investment period of 12 months. Greater China Discovery Series coverage does not have a formal 12 month Target Price and the recommendation is based on an investment period specified by the analyst in the report.

Global Disclaimer

© 2018 Yuanta. All rights reserved. The information in this report has been compiled from sources we believe to be reliable, but we do not hold ourselves responsible for its completeness or accuracy. It is not an offer to sell or solicitation of an offer to buy any securities. All opinions and estimates included in this report constitute our judgment as of this date and are subject to change without notice.

This report provides general information only. Neither the information nor any opinion expressed herein constitutes an offer or invitation to make an offer to buy or sell securities or other investments. This material is prepared for general circulation to clients and is not intended to provide tailored investment advice and does not take into account the individual financial situation and objectives of any specific person who may receive this report. Investors should seek financial advice regarding the appropriateness of investing in any securities, investments or investment strategies discussed or recommended in this report. The information contained in this report has been compiled from sources believed to be reliable but no representation or warranty, express or implied, is made as to its accuracy, completeness or correctness. This report is not (and should not be construed as) a solicitation to act as securities broker or dealer in any jurisdiction by any person or company that is not legally permitted to carry on such business in that jurisdiction.

Yuanta research is distributed in the United States only to Major U.S. Institutional Investors (as defined in Rule 15a-6 under the Securities Exchange Act of 1934, as amended and SEC staff interpretations thereof). All transactions by a US person in the securities mentioned in this report must be effected through a registered broker-dealer under Section 15 of the Securities Exchange Act of 1934, as amended. Yuanta research is distributed in Taiwan by Yuanta Securities Investment Consulting. Yuanta research is distributed in Hong Kong by Yuanta Securities (Hong Kong) Co. Limited, which is licensed in Hong Kong by the Securities and Futures Commission for regulated activities, including Type 4 regulated activity (advising on securities). In Hong Kong, this research report may not be redistributed, retransmitted or disclosed, in whole or in part or and any form or manner, without the express written