

當日市場：外資再次在市場上買超

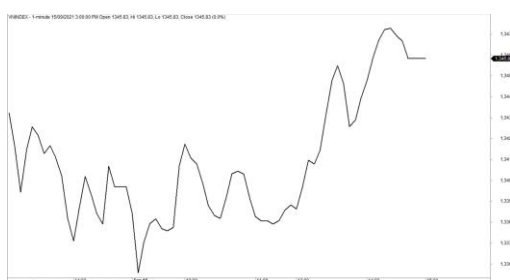
2021/09/16

市場走勢

| 市場指數                | VNI      | HNI     | UPCOM  |
|---------------------|----------|---------|--------|
| 收盤                  | 1,345.83 | 350.75  | 95.81  |
| %日                  | 0.46%    | 0.83%   | 0.84%  |
| %週                  | 0.92%    | 1.00%   | 1.54%  |
| %月                  | -0.83%   | 4.09%   | 3.95%  |
| %年                  | 50.16%   | 174.17% | 60.86% |
| <b>成交值(Bil.VND)</b> |          |         |        |
| 當日                  | 19,021   | 3,174   | 2,453  |
| 日均量/週               | 19,986   | 3,168   | 2,081  |
| 日均量/月               | 23,189   | 3,735   | 1,990  |
| <b>外資進出</b>         |          |         |        |
| 買進                  | 1,640.69 | 24.14   | 36.77  |
| 賣出                  | 1,656.84 | 19.95   | 12.23  |
| 買賣超                 | -16.15   | 4.19    | 24.53  |
| <b>市場漲跌家數</b>       |          |         |        |
| 上漲                  | 255      | 160     | 194    |
| 下跌                  | 118      | 65      | 134    |
| 持平                  | 39       | 125     | 575    |
| <b>市場指標</b>         |          |         |        |
| P/E                 | 16.40    | 18.68   | 22.04  |
| 總市值<br>(兆盾)         | 5,146    | 410     | 1,358  |
| 股息殖利 <sup>2</sup>   | 1.30%    | 2.08%   | 4.02%  |

資料源: Bloomberg - YSVN

VNINDEX



HNIINDEX



市場走勢

市場在連續兩個交易日下跌後有所回升。VNI-Index 收漲 0.46%，報 1345.83 點。HNX-Index 上漲 0.83%，收於 350.75 點；Upcom 同步上漲 0.84%，收於 95.81 點。三大市場的交易額超過 22 兆 5570 億越南盾。

大型股取得積極的漲勢增長，MSN 漲停，而近期公司重組後相關股票 MML 也大幅上漲。此外，PNJ (+3.3%)、GAS (+2.8%)、HPG (+2.3%)、GVR (+1.3%)、TPB (+1.7%) 等也出現了相當積極的走勢。相反，銀行股繼續走弱，但該類股的賣壓也有所減弱。

就行業而言，食品和飲料 (MSN、MML、ANV、AGM)、鋼鐵 (HPG、HSG、NKG、SMC) 的發展最為積極。

外資轉向在市場上買超，但交易價值並不顯著。MSN (940 億)、HSG (550 億)、VHC (270 億) 領先於買超列表。另一方面，VNM (720 億)、VHM (540 億)、FUEVFNVD (500 億) 被外資拋售最多的股票。

市場短期觀點

我們認為 VN-Index 可能會維持上漲趨勢並測試 1,350 - 1,355 點的阻力位。積極的是，現金流出現了走向大型股的跡象，但流動性仍然偏低，表明現金流還沒有準備好返回到這類股票。與此同時，中小型股的表現仍然更為有效。同時，短線風險依然偏低，短線合適的策略是關注各股走勢以謀取短期利潤。

大盤短期走勢仍為上漲。因此，我們建議短線投資者可以繼續持有投資組合中高比例的股票，並趁著回調的機會增加股票的比例或買入新的股票。

請在 <https://ysradar.yuanta.com.vn/> 查看有關股票的信號。



We Create Fortune

### 熱點股票技術分析





We Create Fortune

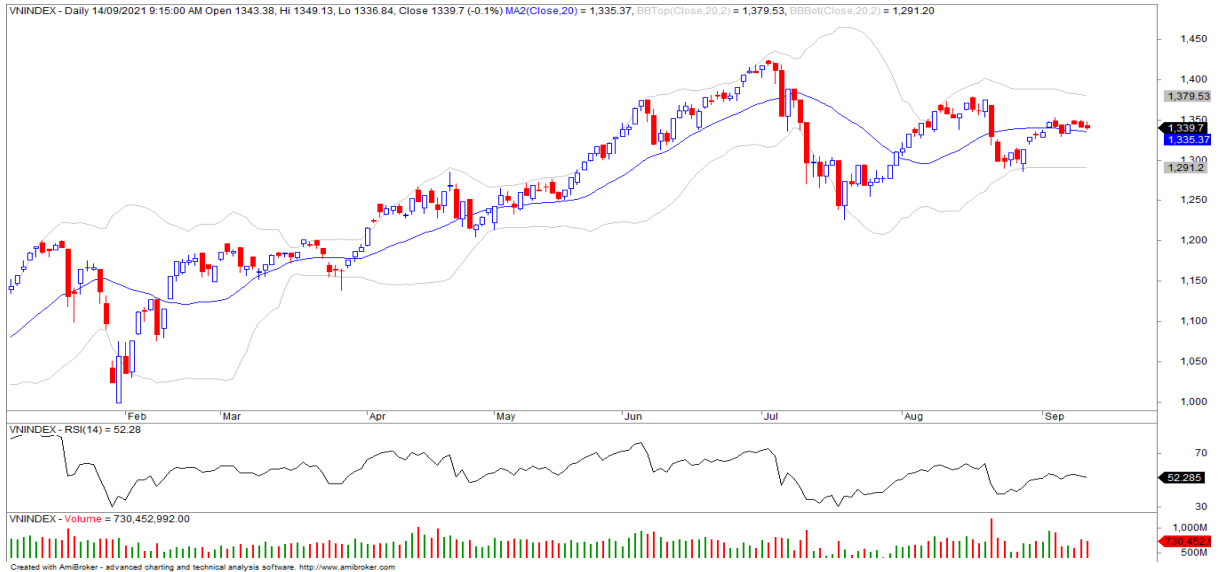
### 熱點股票技術分析





We Create Fortune

技術分析圖



指數技術分析圖 VN-Index



指數技術分析圖 HNX-Index

| 指數          | 短期趨勢 | 中期趨勢 | 阻力區 1 | 阻力區 2 | 支撐區 1 | 支撐區 2 |
|-------------|------|------|-------|-------|-------|-------|
| VN-Index    | 上漲   | 中立   | 1374  | 1410  | 1210  | 970   |
| HNX-Index   | 上漲   | 中立   | 314   | 333   | 300   | 180   |
| VN30        | 上漲   | 中立   | 1494  | 1550  | 1445  | 960   |
| VNMidcaps   | 上漲   | 中立   | 1,730 | 1800  | 1650  | 963   |
| VNSmallcaps | 上漲   | 上漲   | 1430  | 1450  | 1400  | 804   |



We Create Fortune

胡志明市交易所 (HSX)

|          | 收盤      | 漲跌%   |
|----------|---------|-------|
| VNI      | 1345.83 | 0.46% |
| VN30     | 1444.85 | 0.47% |
| VN Mid   | 1682.17 | 0.95% |
| VN Small | 1657.18 | 1.65% |

河內交易所 (HSX)

|           | 收盤     | 漲跌%   |
|-----------|--------|-------|
| HNI       | 350.75 | 0.83% |
| HN30      | 576.92 | 0.77% |
| VNX AllSh | 1376.6 | 0.63% |

UPCOM 市場 (UPCoM)

|       | 收盤    | 漲跌%   |
|-------|-------|-------|
| UPCoM | 95.81 | 0.84% |

| 外資交易  | 成交值<br>(Bil.VND) |
|-------|------------------|
| 買進    | 1640.69          |
| 賣出    | 1656.84          |
| 買超/賣超 | -16.15           |

| 外資交易  | 成交值<br>(Bil.VND) |
|-------|------------------|
| 買進    | 24.14            |
| 賣出    | 19.95            |
| 買超/賣超 | 4.19             |

| 外資交易  | 成交值<br>(Bil.VND) |
|-------|------------------|
| 買進    | 36.77            |
| 賣出    | 12.23            |
| 買超/賣超 | 24.53            |

| 上漲排名/<br>股碼 | 漲跌(VND) | 漲跌%   |
|-------------|---------|-------|
| VIP         | 700     | 7.00% |
| SJF         | 440     | 6.96% |
| HT1         | 1500    | 6.96% |
| PTL         | 580     | 6.95% |
| NKG         | 2850    | 6.95% |

| 上漲排名/<br>股碼 | 漲跌(VND) | 漲跌%   |
|-------------|---------|-------|
| GKM         | 2800    | 9.96% |
| NBC         | 2100    | 9.86% |
| TVD         | 1600    | 9.82% |
| TKU         | 4100    | 9.81% |
| BTS         | 800     | 9.76% |

| 上漲排名/<br>股碼 | 漲跌(VND) | 漲跌%    |
|-------------|---------|--------|
| TOS         | 11609   | 14.85% |
| SEA         | 4945    | 13.29% |
| DDV         | 4383    | 12.14% |
| CST         | 2387    | 11.59% |
| C4G         | 788     | 7.43%  |

| 下跌排名/<br>股碼 | 漲跌(VND) | 漲跌%    |
|-------------|---------|--------|
| HVN         | -1850   | -6.46% |
| TCO         | -2100   | -6.16% |
| BFC         | -1300   | -3.87% |
| PHC         | -650    | -3.32% |
| HAH         | -2300   | -3.18% |

| 下跌排名/<br>股碼 | 漲跌(VND) | 漲跌%    |
|-------------|---------|--------|
| CAG         | -3800   | -9.95% |
| WSS         | -600    | -4.96% |
| NVB         | -900    | -2.90% |
| LAS         | -500    | -2.62% |
| KLF         | -100    | -2.22% |

| 下跌排名/<br>股碼 | 漲跌(VND) | 漲跌%     |
|-------------|---------|---------|
| SGI         | -4492   | -13.65% |
| SCG         | -6922   | -11.61% |
| BMS         | -2001   | -7.36%  |
| QNC         | -933    | -6.57%  |
| PSP         | -708    | -4.66%  |

\*備註：市值>5,000 億盾；成交值>15 億盾

| 市值排名/<br>股碼 | Bil.VND |
|-------------|---------|
| VCB         | 364,583 |
| VHM         | 358,398 |
| VIC         | 350,080 |
| HPG         | 224,988 |
| VNM         | 181,826 |

| 市值排名/<br>股碼 | Bil.VND |
|-------------|---------|
| THD         | 77,875  |
| SHB         | 49,294  |
| VCS         | 18,736  |
| BAB         | 16,569  |
| IDC         | 13,170  |

| 市值排名/<br>股碼 | Bil.VND |
|-------------|---------|
| ACV         | 179,973 |
| MCH         | 89,312  |
| BSR         | 57,238  |
| VEA         | 56,510  |
| GE2         | 40,346  |

| 交易量排名/<br>股碼 | 成交值        | 30 日均      |
|--------------|------------|------------|
| HPG          | 29,045,780 | 27,407,105 |
| HQC          | 22,062,500 | 9,439,605  |
| HSG          | 21,600,000 | 13,020,940 |
| DLG          | 19,053,200 | 7,878,205  |
| ROS          | 16,257,100 | 9,631,740  |

| 交易量排名/<br>股碼 | 成交值        | 30 日均      |
|--------------|------------|------------|
| PVS          | 19,652,354 | 10,284,306 |
| SHB          | 10,257,796 | 17,074,680 |
| HUT          | 9,786,962  | 3,930,885  |
| ACM          | 7,372,114  | 2,505,095  |
| VIG          | 6,638,802  | 2,720,767  |

| 交易量排<br>名/股碼 | 成交值        | 30 日均     |
|--------------|------------|-----------|
| BSR          | 18,402,917 | 9,427,049 |
| VHG          | 9,169,968  | 3,368,007 |
| KSH          | 8,790,699  | 3,484,969 |
| DDV          | 8,506,906  | 4,589,216 |
| HHV          | 5,848,214  | 8,182,814 |

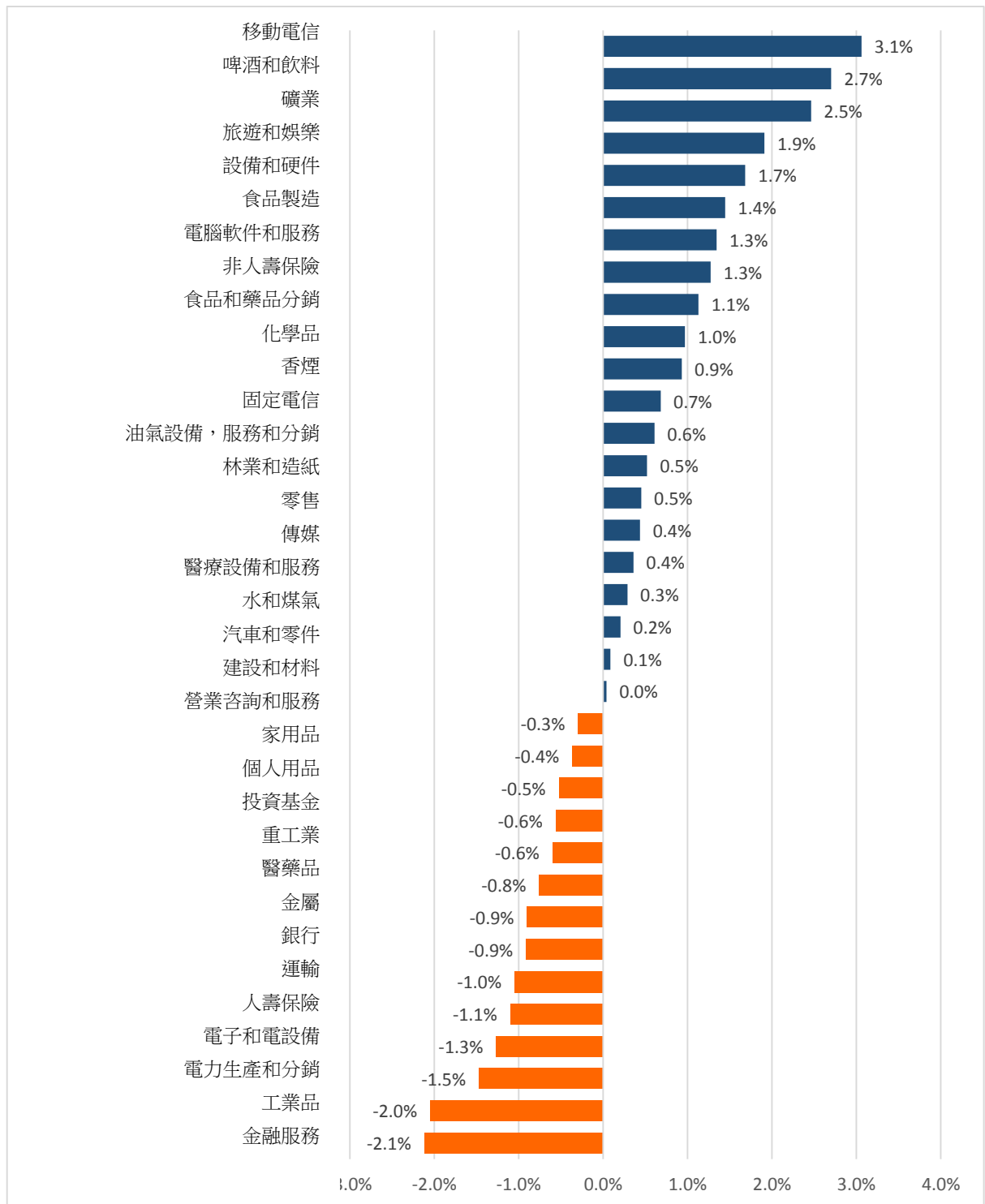
資料源: Bloomberg & Yuanta Research

資料源: Bloomberg & Yuanta Research

資料源: Bloomberg & Yuanta Research

We Create Fortune

## 各行業板塊的交易走勢



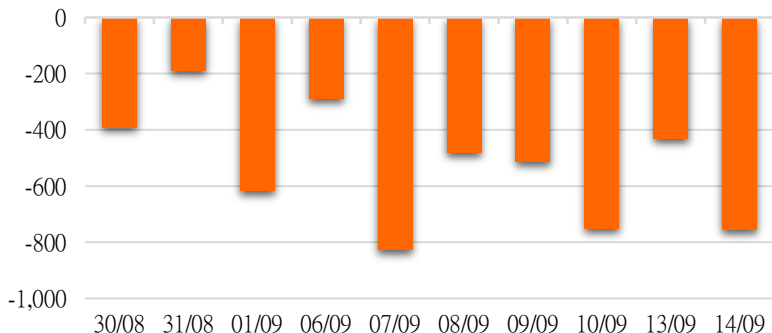
資料源: FinPro - YSVN



We Create Fortune

## 外資買進賣統計

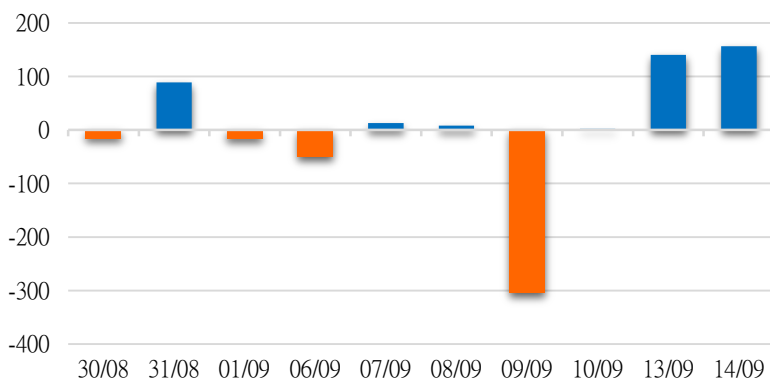
### HSX 外資每日買/賣超



| 證券代碼 | 買超金額 (Mil.VND) | 證券代碼     | 賣超金額 (Mil.VND) |
|------|----------------|----------|----------------|
| MSN  | 93,616         | VNM      | 72,200         |
| HSG  | 54,888         | VHM      | 54,244         |
| VHC  | 27,223         | FUEVFNVD | 50,019         |
| KBC  | 26,429         | GEX      | 24,631         |
| MBB  | 24,124         | CTG      | 23,485         |

HSX 外資買/賣超的前 5 名

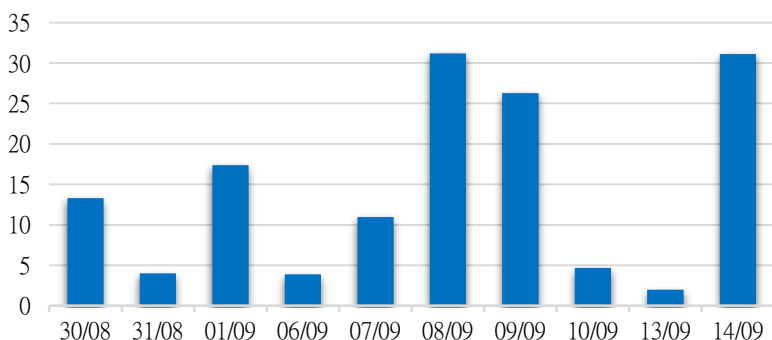
### HNX 外資每日買/賣超



| 證券代碼 | 買超金額 (Mil.VND) | 證券代碼 | 賣超金額 (Mil.VND) |
|------|----------------|------|----------------|
| THD  | 11,936         | PLC  | 5,288          |
| CEO  | 3,576          | PVS  | 2,650          |
| MBG  | 497            | VNR  | 1,461          |
| LAS  | 439            | API  | 1,149          |
| DL1  | 396            | SMT  | 590            |

HNX 外資買/賣超的前 5 名

### UPCOM 外資每日買/賣超



| 證券代碼 | 買超金額 (Mil.VND) | 證券代碼 | 賣超金額 (Mil.VND) |
|------|----------------|------|----------------|
| QNS  | 23,631         | MML  | 3,227          |
| ACV  | 6,645          | BSR  | 2,959          |
| MCH  | 617            | AMS  | 668            |
| SKH  | 430            | DDV  | 658            |
| NHT  | 362            | VEA  | 487            |

UPCOM 外資買/賣超的前 5 名

源: FiinPro - YSVN





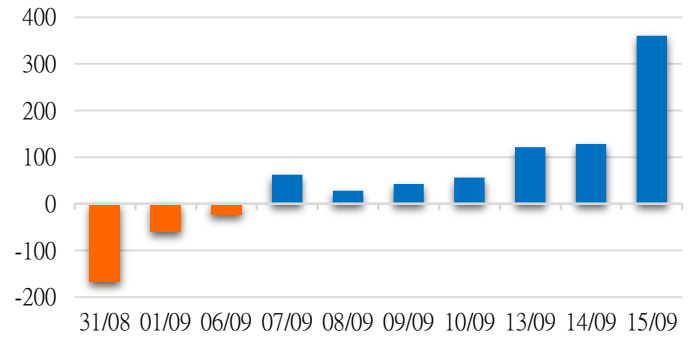
We Create **Fortune**

### 自營統計

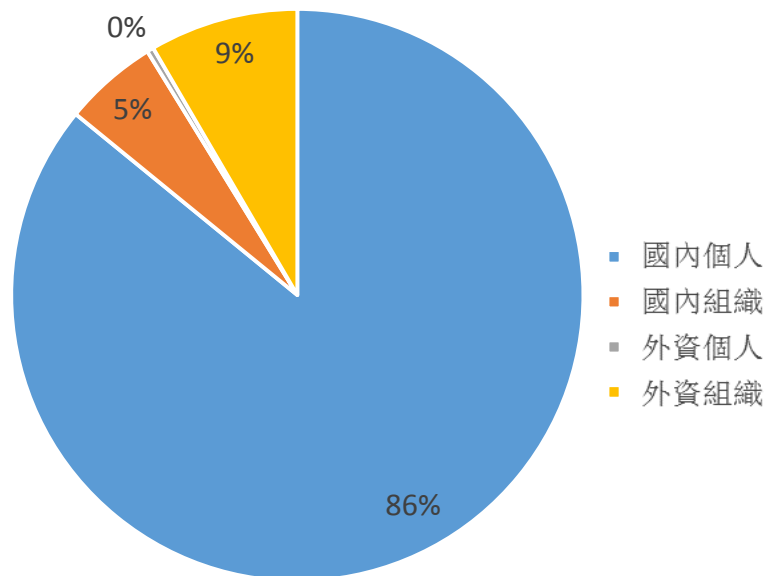
| 證券代碼     | 買超金額 (Mil.VND) | 證券代碼 | 賣超金額 (Mil.VND) |
|----------|----------------|------|----------------|
| HPG      | 87,877         | NKG  | 6,443          |
| VHM      | 50,901         | BID  | 5,637          |
| FUEVFNVD | 50,168         | MWG  | 3,723          |
| HSG      | 36,582         | BSI  | 943            |
| MSN      | 30,126         | GMD  | 795            |

券商自營交易最大前名

### 券商自營交易每日買/賣超 (Bil.VND)



### 越南證券市場投資人類別統計



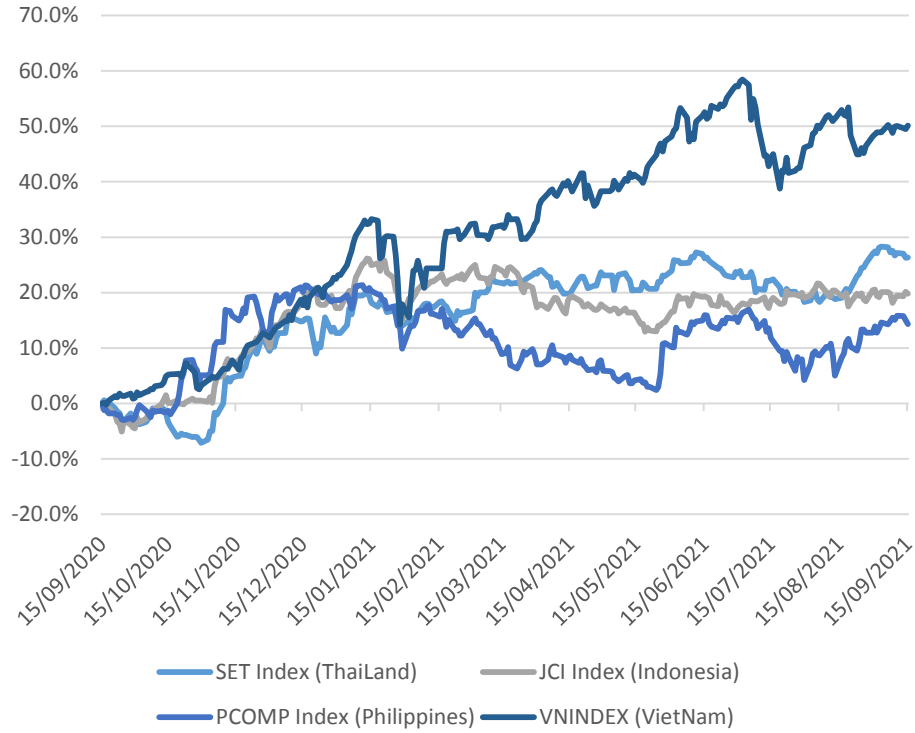
資料源: FiinPro - YSVN





We Create Fortune

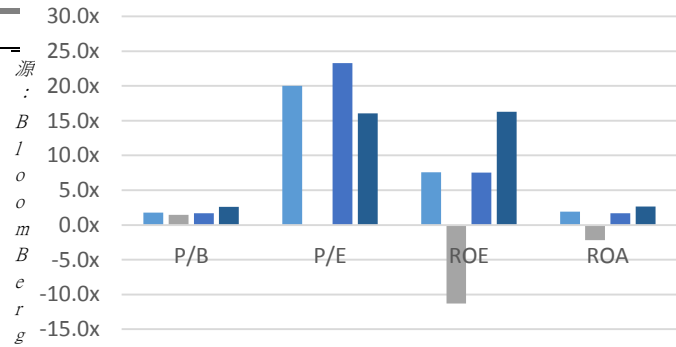
### 東南亞主要市場走勢比較



東南亞主要市場數據

|           |           | Thailand | Indonesia | Philippines | Vietnam |
|-----------|-----------|----------|-----------|-------------|---------|
| P/B       |           | 1.8x     | 1.5x      | 1.7x        | 2.6x    |
| P/E       |           | 20.0x    | #N/A N/A  | 23.1x       | 16.1x   |
| ROE       | %         | 7.56     | (11.14)   | 7.53        | 16.34   |
| ROA       | %         | 1.91     | (2.13)    | 1.70        | 2.65    |
| Vốn hóa   | Tỷ USD    | 566.04   | 517.53    | 184.62      | 224.74  |
| GTGD      | Triệu USD | 2.26     | 0.76      | 0.10        | 0.79    |
| LS cổ tức | %         | 2.55     | 1.97      | 1.64        | 1.20    |

& YSVN



■ SET Index ■ JCI Index ■ PCOMP Index ■ VNINDEX Index



We Create **Fortune**

## 元大證券（越南）公司

### 個人客戶分析部

**Nguyễn Thế Minh**  
研究分析經理  
+84 28 3622 6868 ext 3826  
minh.nguyen@yuanta.com.vn

**Quách Đức Khánh**  
高級分析專員  
+84 28 3622 6868 ext 3833  
khanh.quach@yuanta.com.vn

**Nguyễn Trịnh Ngọc Hồng**  
分析專員  
+84 28 3622 6868 ext 3832  
hong.nguyen@yuanta.com.vn

**Lý Thị Hiên**  
研究分析主管  
+84 28 3622 6868 ext 3908  
hien.ly@yuanta.com.vn

**Phạm Tấn Phát**  
高級分析專員  
+84 28 3622 6868 ext 3880  
phat.pham@yuanta.com.vn

### 個人客戶業務部

**Nguyễn Thanh Tùng**  
總公司業務經理  
+84 28 3622 6868 ext 3609  
tung.nguyen@yuanta.com.vn

**Nguyễn Việt Quang**  
河內分行經理  
+84 28 3622 6868 ext 3404  
quang.nguyen@yuanta.com.vn

**Bùi Quốc Phong**  
同奈分行經理  
+84 28 3622 6868  
phong.bui@yuanta.com.vn

**Võ Đình Tuấn**  
峴港分行經理  
+84 28 3622 6868 ext 3301  
[tuan.vo@yuanta.com.vn](mailto:tuan.vo@yuanta.com.vn)

**Võ Thị Thu Thủy**  
平陽分行經理  
+84 28 3622 6868 ext 3505  
thuy.vo@yuanta.com.vn

**Chung Kim Hoa**  
華人客戶部經理  
+84 28 3622 6868 ext 3828  
hoa.chung@yuanta.com.vn

**Nguyễn Đức Hoàn**  
河內南部營業中心經理  
+84 28 3622 6868 ext 3409  
hoan.nguyen@yuanta.com.vn

**Nguyễn Mạnh Hoạt**  
堤岸分行經理  
+84 28 3622 6868 ext 3847  
hoat.nguyen@yuanta.com.vn

**Đinh Thị Thu Cúc**  
頭頓分行經理  
+84 28 3622 6868 ext 3203  
cuc.dinh@yuanta.com.vn



We Create **Fortune**

## Appendix A: Important Disclosures

### Analyst Certification

Each research analyst primarily responsible for the content of this research report, in whole or in part, certifies that with respect to each security or issuer that the analyst covered in this report: (1) all of the views expressed accurately reflect his or her personal views about those securities or issuers; and (2) no part of his or her compensation was, is, or will be, directly or indirectly, related to the specific recommendations or views expressed by that research analyst in the research report.

### Ratings Definitions

**BUY:** We have a positive outlook on the stock based on our expected absolute or relative return over the investment period. Our thesis is based on our analysis of the company's outlook, financial performance, catalysts, valuation and risk profile. We recommend investors add to their position.

**HOLD-Outperform:** In our view, the stock's fundamentals are relatively more attractive than peers at the current price. Our thesis is based on our analysis of the company's outlook, financial performance, catalysts, valuation and risk profile.

**HOLD-Underperform:** In our view, the stock's fundamentals are relatively less attractive than peers at the current price. Our thesis is based on our analysis of the company's outlook, financial performance, catalysts, valuation and risk profile.

**SELL:** We have a negative outlook on the stock based on our expected absolute or relative return over the investment period. Our thesis is based on our analysis of the company's outlook, financial performance, catalysts, valuation and risk profile. We recommend investors reduce their position.

**Under Review:** We actively follow the company, although our estimates, rating and target price are under review.

**Restricted:** The rating and target price have been suspended temporarily to comply with applicable regulations and/or Yuanta policies.

Note: Yuanta research coverage with a Target Price is based on an investment period of 12 months. Greater China Discovery Series coverage does not have a formal 12 month Target Price and the recommendation is based on an investment period specified by the analyst in the report.

### Global Disclaimer

© 2018 Yuanta. All rights reserved. The information in this report has been compiled from sources we believe to be reliable, but we do not hold ourselves responsible for its completeness or accuracy. It is not an offer to sell or solicitation of an offer to buy any securities. All opinions and estimates included in this report constitute our judgment as of this date and are subject to change without notice.

This report provides general information only. Neither the information nor any opinion expressed herein constitutes an offer or invitation to make an offer to buy or sell securities or other investments. This material is prepared for general circulation to clients and is not intended to provide tailored investment advice and does not take into account the individual financial situation and objectives of any specific person who may receive this report. Investors should seek financial advice regarding the appropriateness of investing in any securities, investments or investment strategies discussed or recommended in this report. The information contained in this report has been compiled from sources believed to be reliable but no representation or warranty, express or implied, is made as to its accuracy, completeness or correctness. This report is not (and should not be construed as) a solicitation to act as securities broker or dealer in any jurisdiction by any person or company that is not legally permitted to carry on such business in that jurisdiction.

Yuanta research is distributed in the United States only to Major U.S. Institutional Investors (as defined in Rule 15a-6 under the Securities Exchange Act of 1934, as amended and SEC staff interpretations thereof). All transactions by a US person in the securities mentioned in this report must be effected through a registered broker-dealer under Section 15 of the Securities Exchange Act of 1934, as amended. Yuanta research is distributed in Taiwan by Yuanta Securities Investment Consulting. Yuanta research is distributed in Hong Kong by Yuanta Securities (Hong Kong) Co. Limited, which is licensed in Hong Kong by the Securities and Futures Commission for regulated activities, including Type 4 regulated activity (advising on securities). In Hong Kong, this research report may not be redistributed, retransmitted or disclosed, in whole or in part or and any form or manner, without the express written