

當日市場：市場在接近尾盤時降溫

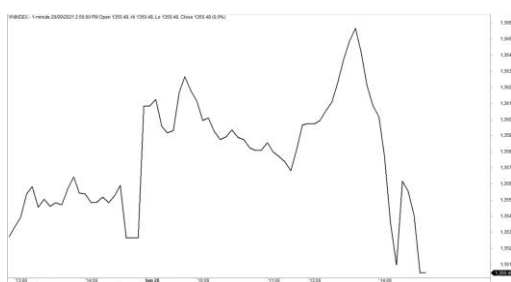
2021/09/21

市場走勢

市場指數	VNI	HNI	UPCOM
收盤	1,350.48	358.87	97.45
%日	-0.16%	0.25%	0.05%
%週	0.67%	2.81%	2.30%
%月	1.58%	5.88%	5.39%
%年	49.90%	177.76%	60.84%
成交值(Bil.VND)			
當日	24,165	4,184	2,756
日均量/週	21,287	3,611	2,368
日均量/月	22,618	3,601	2,091
外資進出			
買進	951.55	11.28	45.26
賣出	905.71	38.69	47.15
買賣超	45.84	-27.41	-1.89
市場漲跌家數			
上漲	176	132	199
下跌	195	112	133
持平	41	106	571
市場指標			
P/E	16.57	19.30	22.25
總市值 (兆盾)	5,196	424	1,373
股息殖利 ²	1.26%	2.02%	3.90%

資料源: Bloomberg - YSVN

VNINDEX



HNIINDEX



市場走勢

市場早盤上漲，但在近期美股大幅回調的背景下，大盤在接近尾盤時回落。VN-Index 收於 1350.48 點，下跌 0.16%。HNX-Index 上漲 0.25%，收於 358.87 點；Upcom-Index 小幅上漲。全市的交易額超過 29 兆 1440 億越南盾。

當天的亮點是銀行股繼續復甦，如 VCB (+2.5%)、TCB (+1.9%)、STB (+1.1%)、ACB (+1.6%) 等。另一方面，其他大型股的拋售壓力增加，如 GAS (-3.4%)、GVR (-3%)、MSN (-2.1%)、VHM (-1.6%)等均下跌。

房地產在過去兩個交易日出現獲利壓力，如 KBC (-3%)、DIG (-6%)、LCG (-3.5%)。此外，建材 (HPG、HSG、TLH)、煤炭類股 (TVD、NBC、TDN...) 也錄得下跌趨勢。

外資在 3 個市場上的交易平衡，因買超超過 160 億越南盾。VCB (1080 億)、VNM (940 億)、MBB (710 億) 帶領買超列表。另一方面，VIC (1420 億)、HSG (370 億)、NVL (360 億) 是外資賣超最多的股票。

市場短期觀點

我們認為，大型股可能會在接下來的幾個交易日中很快結束積累階段。同時，VN-Index 可能很快完全突破 1,355 點，並邁向下一阻力位 1,380 點。積極的是，短期現金流增加到大型股，尤其是銀行股。此外，小型股的短期風險趨於增加，表明 VNSmallcaps 短期仍有回調的夾斷。

大盤短期走勢仍為上漲。因此，我們建議短線投資者可以繼續持有高比例股票，並利用調整跨度重組投資組合，即可以考慮將部分股票獲利，並逐步提高大型股的持有比重。

請在 <https://ysradar.yuanta.com.vn/> 查看有關股票的信號。



We Create Fortune

熱點股票技術分析

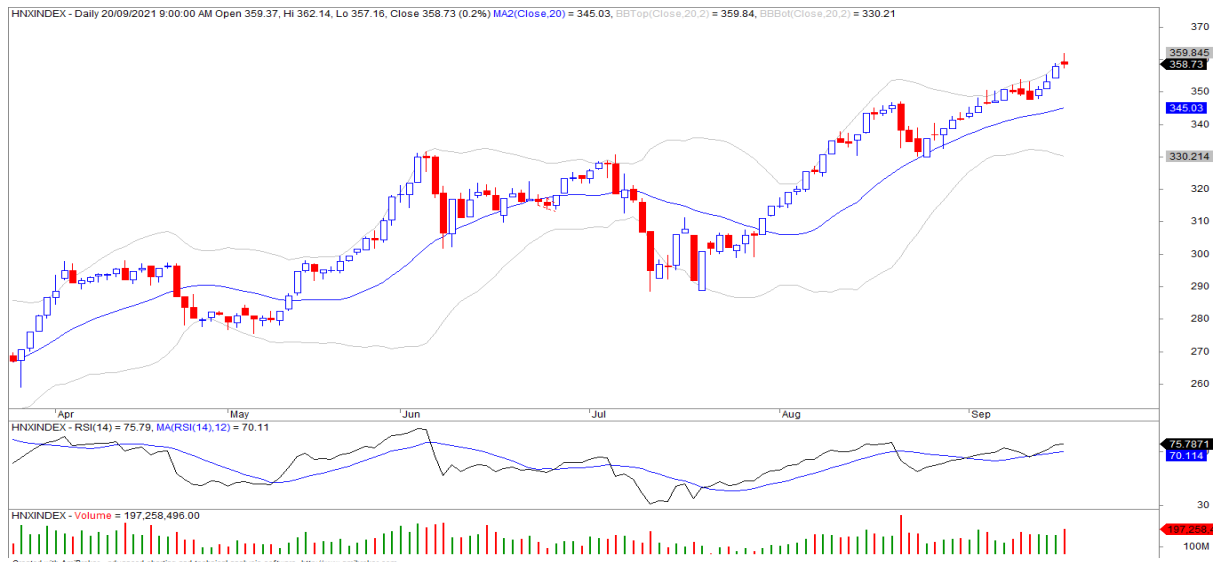


We Create Fortune

技術分析圖



指數技術分析圖 VN-Index



指數技術分析圖 HNX-Index

指數	短期趨勢	中期趨勢	阻力區 1	阻力區 2	支撐區 1	支撐區 2
VN-Index	上漲	中立	1374	1410	1210	970
HNX-Index	上漲	中立	314	333	300	180
VN30	上漲	中立	1494	1550	1445	960
VNMidcaps	上漲	中立	1,730	1800	1650	963
VNSmallcaps	上漲	上漲	1430	1450	1400	804



We Create Fortune

胡志明市交易所 (HSX)

	收盤	漲跌%
VNI	1350.48	-0.16%
VN30	1458.66	0.21%
VN Mid	1708.73	-0.02%
VN Small	1673.98	-0.32%

河內交易所 (HSX)

	收盤	漲跌%
HNI	358.87	0.25%
HN30	582.64	-0.41%
VNX AllSh	1390.17	0.10%

UPCOM 市場 (UPCoM)

	收盤	漲跌%
UPCoM	97.45	0.05%

外資交易	成交值 (Bil.VND)
買進	951.55
賣出	905.71
買超/賣超	45.84

外資交易	成交值 (Bil.VND)
買進	11.28
賣出	38.69
買超/賣超	-27.41

外資交易	成交值 (Bil.VND)
買進	45.26
賣出	47.15
買超/賣超	-1.89

上漲排名/ 股碼	漲跌(VND)	漲跌%
TGG	4500	6.98%
PGC	1700	6.97%
EVG	800	6.96%
VIB	2500	6.94%
TDH	800	6.93%

上漲排名/ 股碼	漲跌(VND)	漲跌%
BII	2800	10.00%
MBG	1100	9.73%
DL1	900	9.68%
APS	1100	5.82%
C69	700	5.38%

上漲排名/ 股碼	漲跌(VND)	漲跌%
VAV	9600	14.88%
NNG	2000	14.71%
BOT	5750	13.66%
SGI	3195	13.60%
DDV	3997	11.90%

下跌排名/ 股碼	漲跌(VND)	漲跌%
PTL	-480	-6.22%
DIG	-2050	-6.02%
SGR	-1500	-6.00%
DRC	-2000	-5.71%
TEG	-850	-5.52%

下跌排名/ 股碼	漲跌(VND)	漲跌%
TDN	-1600	-8.25%
TIG	-1100	-6.83%
TVD	-1300	-6.77%
PSD	-1900	-6.15%
API	-2200	-5.43%

下跌排名/ 股碼	漲跌(VND)	漲跌%
TOS	-10868	-14.85%
TIS	-1225	-7.70%
CST	-1425	-6.09%
DGT	-1888	-5.06%
AMS	-740	-4.13%

*備註：市值>5,000 億盾；成交值>15 億盾

市值排名/ 股碼	Bil.VND
VCB	360,503
VHM	353,575
VIC	330,293
HPG	231,697
VNM	180,781

市值排名/ 股碼	Bil.VND
THD	78,540
SHB	51,605
VCS	19,360
BAB	17,096
IDC	13,800

市值排名/ 股碼	Bil.VND
ACV	180,957
MCH	88,792
BSR	59,058
VEA	56,558
GE2	38,210

交易量排名/ 股碼	成交值	30 日均
ITA	38,114,700	10,376,443
HQC	32,824,800	10,142,862
HPG	32,328,300	26,136,929
SCR	23,288,400	11,125,690
HSG	21,363,000	13,298,281

交易量排名/ 股碼	成交值	30 日均
PVS	18,944,514	10,498,666
IDC	17,835,614	5,337,362
SHB	14,931,942	15,228,854
KLF	12,644,634	4,895,267
DL1	7,636,675	4,301,617

交易量排 名/股碼	成交值	30 日均
BSR	16,795,406	9,564,697
VHG	10,710,557	3,993,989
HHV	10,246,864	7,895,179
BVB	7,401,554	2,224,802
KSH	7,353,481	4,277,849

資料源: Bloomberg & Yuanta Research

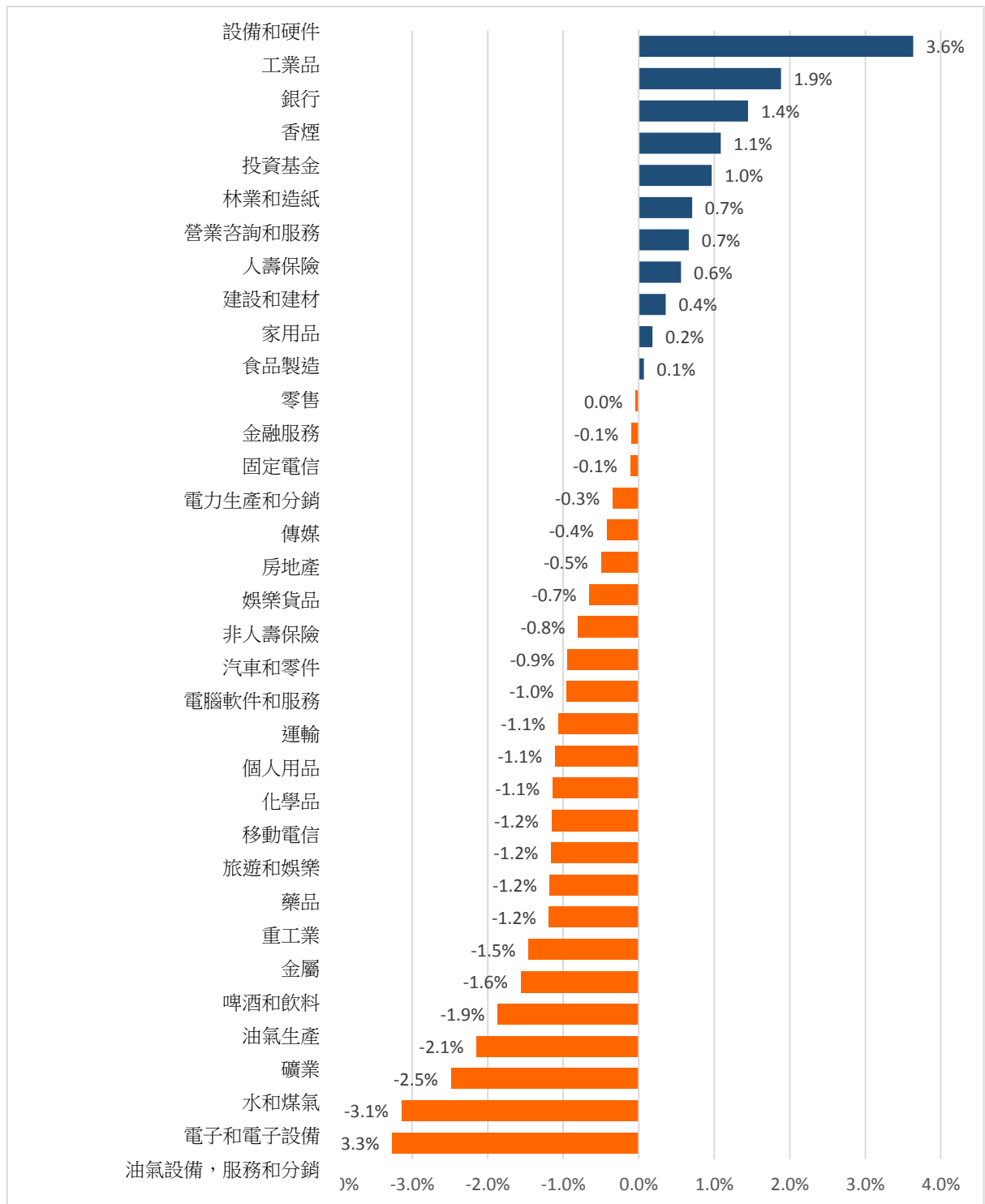
資料源: Bloomberg & Yuanta Research

資料源: Bloomberg & Yuanta Research



We Create **Fortune**

各行業板塊的交易走勢



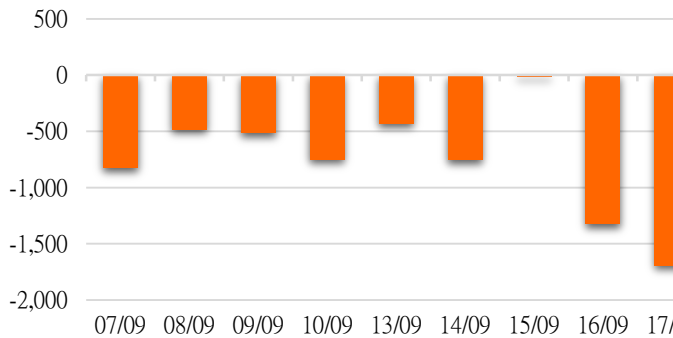
資料源: FinPro - YSVN



We Create Fortune

外資買進賣統計

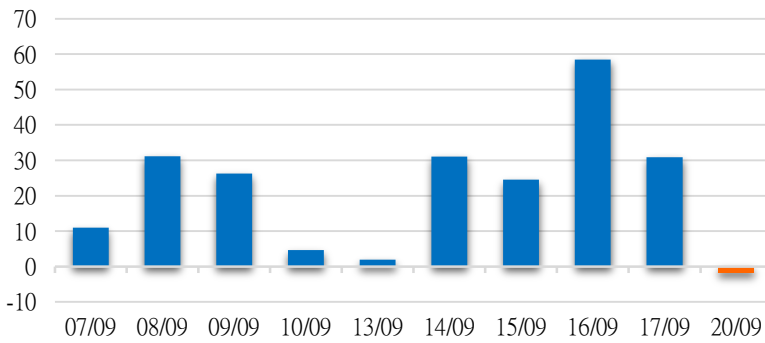
HSX 外資每日買/賣超



證券代碼	買超金額 (Mil.VND)	證券代碼	賣超金額 (Mil.VND)
VHM	193,450	FUEVFNVD	261,428
DIG	71,895	VIC	260,889
VND	61,411	SSI	173,174
DGC	35,023	NVL	126,967
KDC	34,634	VRE	124,575

HSX 外資買/賣超的前 5 名

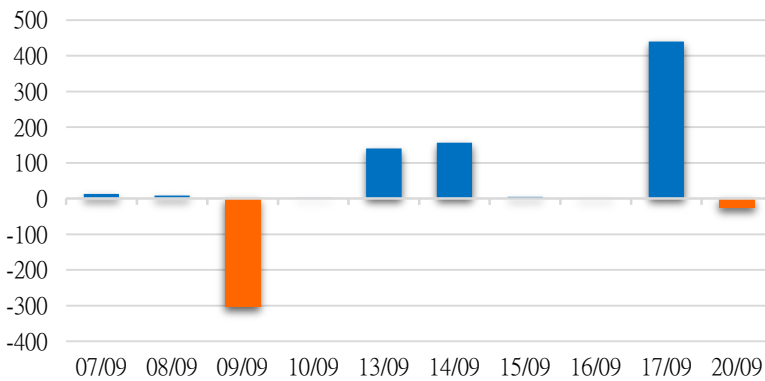
UPCOM 外資每日買/賣超



證券代碼	買超金額 (Mil.VND)	證券代碼	賣超金額 (Mil.VND)
THD	340,247	BII	2,283
PVS	65,300	API	1,821
SHS	36,207	SHB	1,579
CEO	3,502	VNR	1,157
PVI	2,546	IDJ	1,112

HNX 外資買/賣超的前 5 名

HNX 外資每日買/賣超



證券代碼	買超金額 (Mil.VND)	證券代碼	賣超金額 (Mil.VND)
QNS	23,239	CLX	2,288
ACV	6,836	HPP	1,299
BSR	4,859	VEA	1,179
ABI	1,154	MCH	937
SAS	886	FOX	896

UPCOM 外資買/賣超的前 5 名

源: FiinPro - YSVN

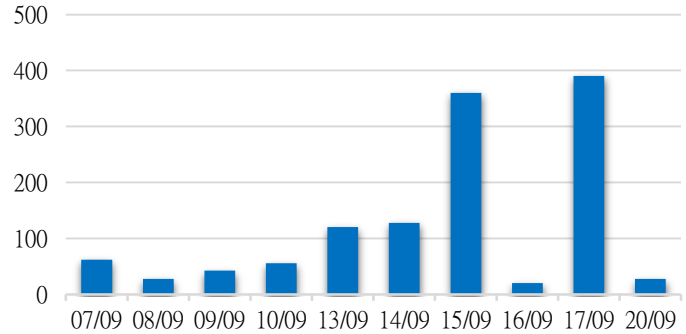
We Create **Fortune**

自營統計

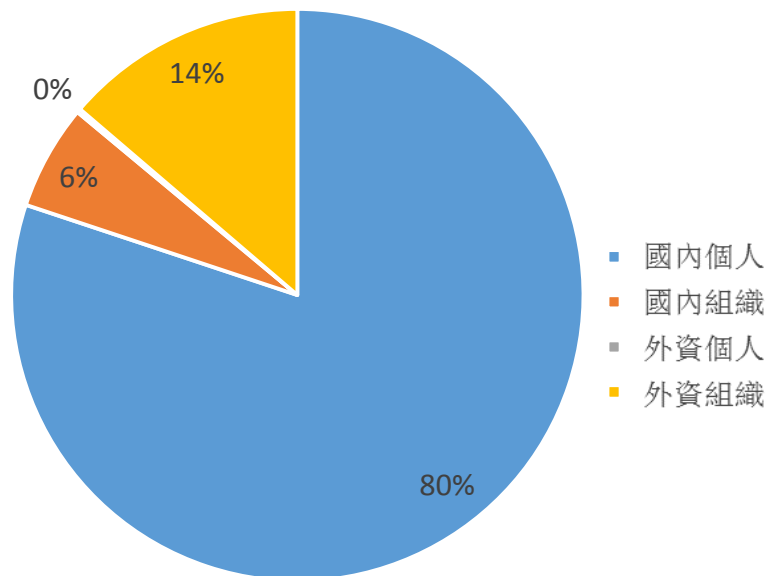
證券代碼	買超金額 (Mil.VND)	證券代碼	賣超金額 (Mil.VND)
HPG	64,574	FPT	29,349
LPB	28,740	MWG	25,090
VIC	13,066	VPB	15,226
MSN	10,324	PNJ	15,161
E1VFN30	9,513	GMD	12,796

券商自營交易最大前名

券商自營交易每日買/賣超
(Bil.VND)



越南證券市場投資人類別統計



資料源: FiinPro - YSVN



We Create Fortune

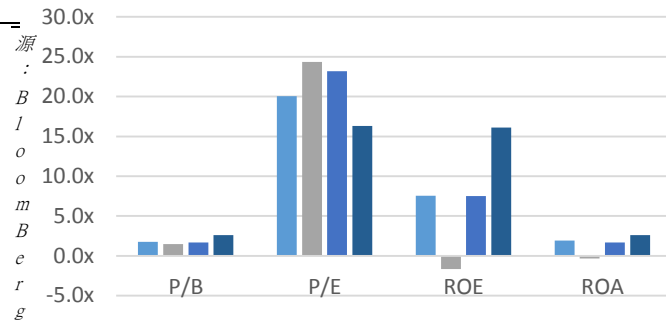
東南亞主要市場走勢比較



東南亞主要市場數據

		Thailand	Indonesia	Philippines	Vietnam
P/B		1.7x	1.5x	1.7x	2.6x
P/E		19.9x	23.96	23.0x	16.3x
ROE	%	7.56	(1.66)	7.53	16.09
ROA	%	1.91	(0.32)	1.70	2.59
Vốn hóa	Tỷ USD	558.20	522.62	182.66	226.91
GTGD	Triệu USD	2.86	0.91	0.22	1.02
LS cổ tức	%	2.57	1.98	1.65	1.30

& YSVN



■ SET Index ■ JCI Index ■ PCOMP Index ■ VNINDEX Index



We Create **Fortune**

元大證券（越南）公司

個人客戶分析部

Nguyễn Thế Minh
研究分析經理
+84 28 3622 6868 ext 3826
minh.nguyen@yuanta.com.vn

Quách Đức Khánh
高級分析專員
+84 28 3622 6868 ext 3833
khanh.quach@yuanta.com.vn

Nguyễn Trịnh Ngọc Hồng
分析專員
+84 28 3622 6868 ext 3832
hong.nguyen@yuanta.com.vn

Lý Thị Hiền
研究分析主管
+84 28 3622 6868 ext 3908
hien.ly@yuanta.com.vn

Phạm Tấn Phát
高級分析專員
+84 28 3622 6868 ext 3880
phat.pham@yuanta.com.vn

個人客戶業務部

Nguyễn Thanh Tùng
總公司業務經理
+84 28 3622 6868 ext 3609
tung.nguyen@yuanta.com.vn

Nguyễn Việt Quang
河內分行經理
+84 28 3622 6868 ext 3404
quang.nguyen@yuanta.com.vn

Bùi Quốc Phong
同奈分行經理
+84 28 3622 6868
phong.bui@yuanta.com.vn

Võ Đình Tuấn
峴港分行經理
+84 28 3622 6868 ext 3301
tuan.vo@yuanta.com.vn

Võ Thị Thu Thủy
平陽分行經理
+84 28 3622 6868 ext 3505
thuy.vo@yuanta.com.vn

Chung Kim Hoa
華人客戶部經理
+84 28 3622 6868 ext 3828
hoa.chung@yuanta.com.vn

Nguyễn Đức Hoàn
河內南部營業中心經理
+84 28 3622 6868 ext 3409
hoan.nguyen@yuanta.com.vn

Nguyễn Mạnh Hoạt
堤岸分行經理
+84 28 3622 6868 ext 3847
hoat.nguyen@yuanta.com.vn

Đinh Thị Thu Cúc
頭頓分行經理
+84 28 3622 6868 ext 3203
cuc.dinh@yuanta.com.vn



We Create Fortune

Appendix A: Important Disclosures

Analyst Certification

Each research analyst primarily responsible for the content of this research report, in whole or in part, certifies that with respect to each security or issuer that the analyst covered in this report: (1) all of the views expressed accurately reflect his or her personal views about those securities or issuers; and (2) no part of his or her compensation was, is, or will be, directly or indirectly, related to the specific recommendations or views expressed by that research analyst in the research report.

Ratings Definitions

BUY: We have a positive outlook on the stock based on our expected absolute or relative return over the investment period. Our thesis is based on our analysis of the company's outlook, financial performance, catalysts, valuation and risk profile. We recommend investors add to their position.

HOLD-Outperform: In our view, the stock's fundamentals are relatively more attractive than peers at the current price. Our thesis is based on our analysis of the company's outlook, financial performance, catalysts, valuation and risk profile.

HOLD-Underperform: In our view, the stock's fundamentals are relatively less attractive than peers at the current price. Our thesis is based on our analysis of the company's outlook, financial performance, catalysts, valuation and risk profile.

SELL: We have a negative outlook on the stock based on our expected absolute or relative return over the investment period. Our thesis is based on our analysis of the company's outlook, financial performance, catalysts, valuation and risk profile. We recommend investors reduce their position.

Under Review: We actively follow the company, although our estimates, rating and target price are under review.

Restricted: The rating and target price have been suspended temporarily to comply with applicable regulations and/or Yuanta policies.

Note: Yuanta research coverage with a Target Price is based on an investment period of 12 months. Greater China Discovery Series coverage does not have a formal 12 month Target Price and the recommendation is based on an investment period specified by the analyst in the report.

Global Disclaimer

© 2018 Yuanta. All rights reserved. The information in this report has been compiled from sources we believe to be reliable, but we do not hold ourselves responsible for its completeness or accuracy. It is not an offer to sell or solicitation of an offer to buy any securities. All opinions and estimates included in this report constitute our judgment as of this date and are subject to change without notice.

This report provides general information only. Neither the information nor any opinion expressed herein constitutes an offer or invitation to make an offer to buy or sell securities or other investments. This material is prepared for general circulation to clients and is not intended to provide tailored investment advice and does not take into account the individual financial situation and objectives of any specific person who may receive this report. Investors should seek financial advice regarding the appropriateness of investing in any securities, investments or investment strategies discussed or recommended in this report. The information contained in this report has been compiled from sources believed to be reliable but no representation or warranty, express or implied, is made as to its accuracy, completeness or correctness. This report is not (and should not be construed as) a solicitation to act as securities broker or dealer in any jurisdiction by any person or company that is not legally permitted to carry on such business in that jurisdiction.

Yuanta research is distributed in the United States only to Major U.S. Institutional Investors (as defined in Rule 15a-6 under the Securities Exchange Act of 1934, as amended and SEC staff interpretations thereof). All transactions by a US person in the securities mentioned in this report must be effected through a registered broker-dealer under Section 15 of the Securities Exchange Act of 1934, as amended. Yuanta research is distributed in Taiwan by Yuanta Securities Investment Consulting. Yuanta research is distributed in Hong Kong by Yuanta Securities (Hong Kong) Co. Limited, which is licensed in Hong Kong by the Securities and Futures Commission for regulated activities, including Type 4 regulated activity (advising on securities). In Hong Kong, this research report may not be redistributed, retransmitted or disclosed, in whole or in part or and any form or manner, without the express written