

當日市場：外資上週最後一個交易日在市場上買超

2021/09/27

市場走勢

市場指數	VNI	HNI	UPCOM
收盤	1,351.17	359.63	98.07
%日	-0.12%	-0.39%	-0.30%
%週	-0.11%	0.46%	0.69%
%月	4.04%	8.39%	7.62%
%年	48.71%	173.05%	60.77%

成交值(Bil.VND)

	VNI	HNI	UPCOM
當日	18,112	2,874	2,099
日均量/週	21,513	3,755	2,356
日均量/月	21,447	3,421	2,079

外資進出

	VNI	HNI	UPCOM
買進	1,240.03	15.71	27.43
賣出	1,090.56	20.52	20.71
買賣超	149.47	-4.81	6.72

市場漲跌家數

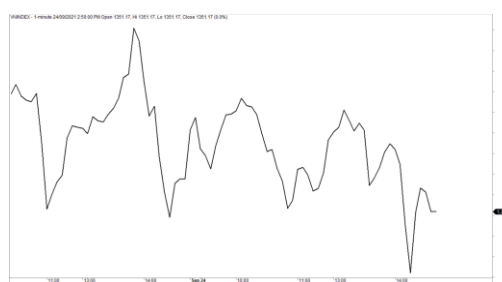
	VNI	HNI	UPCOM
上漲	96	65	205
下跌	261	166	249
持平	56	118	449

市場指標

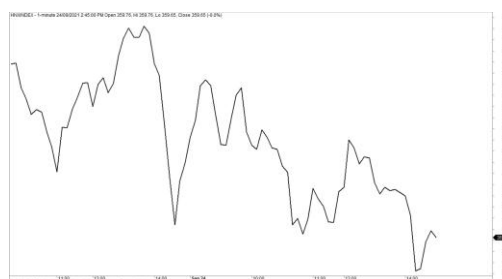
	VNI	HNI	UPCOM
P/E	16.56	19.32	22.08
總市值 (兆盾)	5,194	423	1,369
股息殖利 <sup>2</sup>	1.26%	1.95%	3.17%

資料源: Bloomberg - YSVN

VNINDEX



HNIINDEX



市場走勢

上週最後一個交易日市場小幅波動，VNI-Index 收盤小幅下跌 0.12%，收於 1,351.17 點。HNX-Index 下跌 0.39%，收於 359.63 點；Upcom-Index 同步下跌 0.3%，收於 98.07 點。市場的交易額超過 21 兆 2150 億越南盾。

市場廣度相當狹窄，VN-Index 有 261 檔股票下跌和 96 檔上漲，顯示出普遍的獲利壓力。銀行股是亮點，MBB (+2.9%)、ACB (+1.3%)、BID (+0.6%) 以及 SAB (+1.1%)、VJC (+1.1%) 是走勢最積極的股票。相反，MSN (-1.8%)、MWG (-1.1%) 以及 VRE (-1.4%)、POW (-1.3%) 都有顯著的修正。

上週最後一個交易日，中小型股的獲利壓力繼續存在。近期熱漲的股票 TDH 也反轉下跌。相比之下，ABS 和 DRH 漲停。

外資買超超過 1510 億越南盾，主要集中在 MBB (3100 億盾)。GMD (500 億)、VHM (500 億) 外資積極買進的股票。另一方面，HPG (1270 億)、MSN (650 億)、VIC (600 億) 是被拋售最多的股票。

市場短期觀點

我們認為市場在本週的第一個交易日可能仍會震盪。同時，未來幾個交易日，市場可能很快進入較強的震盪時期，在市場進入各 ETF NAV 收盤時間的背景下，現金流可能會轉向大型股。此外，我們仍然認為這只是技術性調整，短期風險仍然較低。

大盤短期走勢仍為上漲。因此，我們建議短線投資者可以繼續持有投資組合中高比例的股票，對短線投資組合進行重組，即賣出已經建立下跌趨勢的股票，並在已經建立上漲趨勢，股票評級高於 80 的股票上進行支付。

根據周線圖，中期趨勢仍為中立。同時，市場仍處於窄幅震盪的調整階段。積極的是，大型股的現金流出現增加的跡象，如果這種趨勢繼續增加，未來幾週市場將有更積極的前景。因此，我們建議中期投資者繼續持有當前水平的持股比重，並繼續觀察市場。

請在 <https://ysradar.yuanta.com.vn/> 查看有關股票的信號。



We Create Fortune

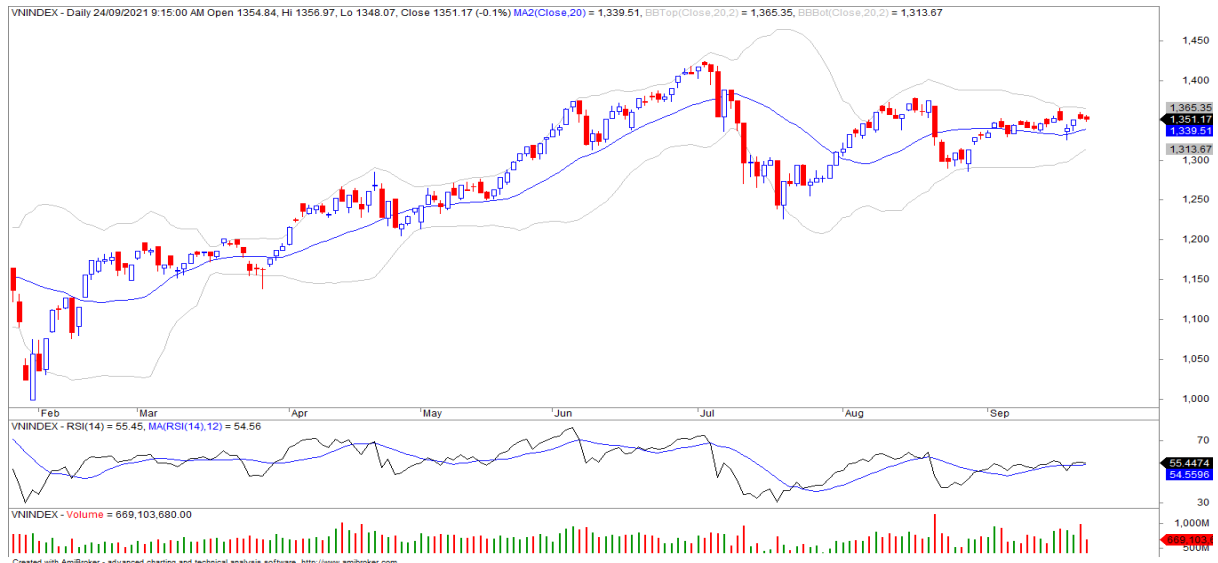
### 熱點股票技術分析



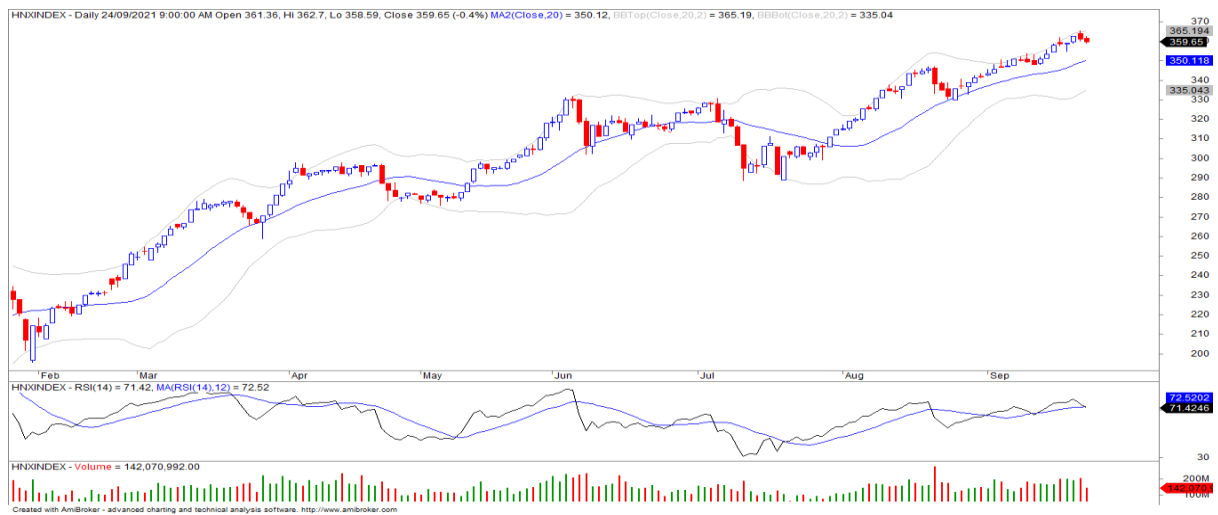


We Create Fortune

技術分析圖



指數技術分析圖 VN-Index



指數技術分析圖 HNX-Index

指數	短期趨勢	中期趨勢	阻力區 1	阻力區 2	支撐區 1	支撐區 2
VN-Index	上漲	中立	1374	1410	1210	970
HNX-Index	上漲	中立	314	333	300	180
VN30	上漲	中立	1494	1550	1445	960
VNMidcaps	上漲	中立	1,730	1800	1650	963
VNSmallcaps	上漲	上漲	1430	1450	1400	804



We Create Fortune

胡志明市交易所 (HSX)

	收盤	漲跌%
VNI	1351.17	-0.12%
VN30	1459.94	0.12%
VN Mid	1702.85	-0.69%
VN Small	1661.69	-1.65%

河內交易所 (HSX)

	收盤	漲跌%
HNI	359.63	-0.39%
HN30	579.1	-0.28%
VNX AllSh	1389.19	-0.18%

UPCOM 市場 (UPCoM)

	收盤	漲跌%
UPCoM	98.07	-0.30%

外資交易	成交值 (Bil.VND)
買進	1240.03
賣出	1090.56
買超/賣超	149.47

外資交易	成交值 (Bil.VND)
買進	15.71
賣出	20.52
買超/賣超	-4.81

外資交易	成交值 (Bil.VND)
買進	27.43
賣出	20.71
買超/賣超	6.72

上漲排名/ 股碼	漲跌(VND)	漲跌%
ABS	1500	6.98%
DRH	950	6.93%
TRC	2850	6.88%
AGM	2300	6.88%
PGD	2500	6.84%

上漲排名/ 股碼	漲跌(VND)	漲跌%
IDJ	800	2.61%
IDV	1300	2.07%
PVC	200	1.79%
BAB	400	1.78%
VC2	400	1.10%

上漲排名/ 股碼	漲跌(VND)	漲跌%
BOT	5000	11.85%
HVG	221	8.50%
VEF	7624	6.06%
PXL	528	5.87%
PVX	149	5.73%

下跌排名/ 股碼	漲跌(VND)	漲跌%
SJF	-560	-7.00%
VPH	-600	-6.99%
PLP	-1150	-6.99%
SAM	-950	-6.99%
TDH	-1050	-6.98%

下跌排名/ 股碼	漲跌(VND)	漲跌%
DL1	-1100	-9.91%
BII	-2400	-9.88%
MBG	-1200	-9.68%
HOM	-800	-8.60%
TKU	-3600	-8.28%

下跌排名/ 股碼	漲跌(VND)	漲跌%
MTA	-1964	-13.36%
DDV	-3006	-8.97%
AFX	-1314	-8.06%
VHG	-303	-7.77%
TIS	-900	-6.00%

\*備註：市值>5,000 億盾；成交值>15 億盾

市值排名/ 股碼	Bil.VND
VCB	369,033
VHM	346,608
VIC	331,054
HPG	227,224
VNM	189,559

市值排名/ 股碼	Bil.VND
THD	79,310
SHB	51,990
VCS	20,176
BAB	17,247
IDC	14,880

市值排名/ 股碼	Bil.VND
ACV	184,590
MCH	88,255
BSR	58,249
VEA	55,976
GE2	43,906

交易量排名/ 股碼	成交值	30 日均
MBB	31,129,100	13,612,148
MSB	23,042,400	4,929,933
DLG	20,717,000	12,388,081
HPG	16,604,400	24,052,086
STB	15,987,900	12,059,743

交易量排名/ 股碼	成交值	30 日均
SHB	20,464,805	14,469,288
PVS	8,713,248	10,071,050
DL1	8,664,101	5,035,594
KLF	8,297,038	6,830,355
IDC	6,720,667	5,284,787

交易量排 名/股碼	成交值	30 日均
PVX	11,103,166	1,717,410
BSR	9,218,955	8,754,384
AVF	8,640,307	1,097,315
HVG	6,635,082	816,075
VHG	6,520,873	4,856,042

資料源: Bloomberg & Yuanta Research

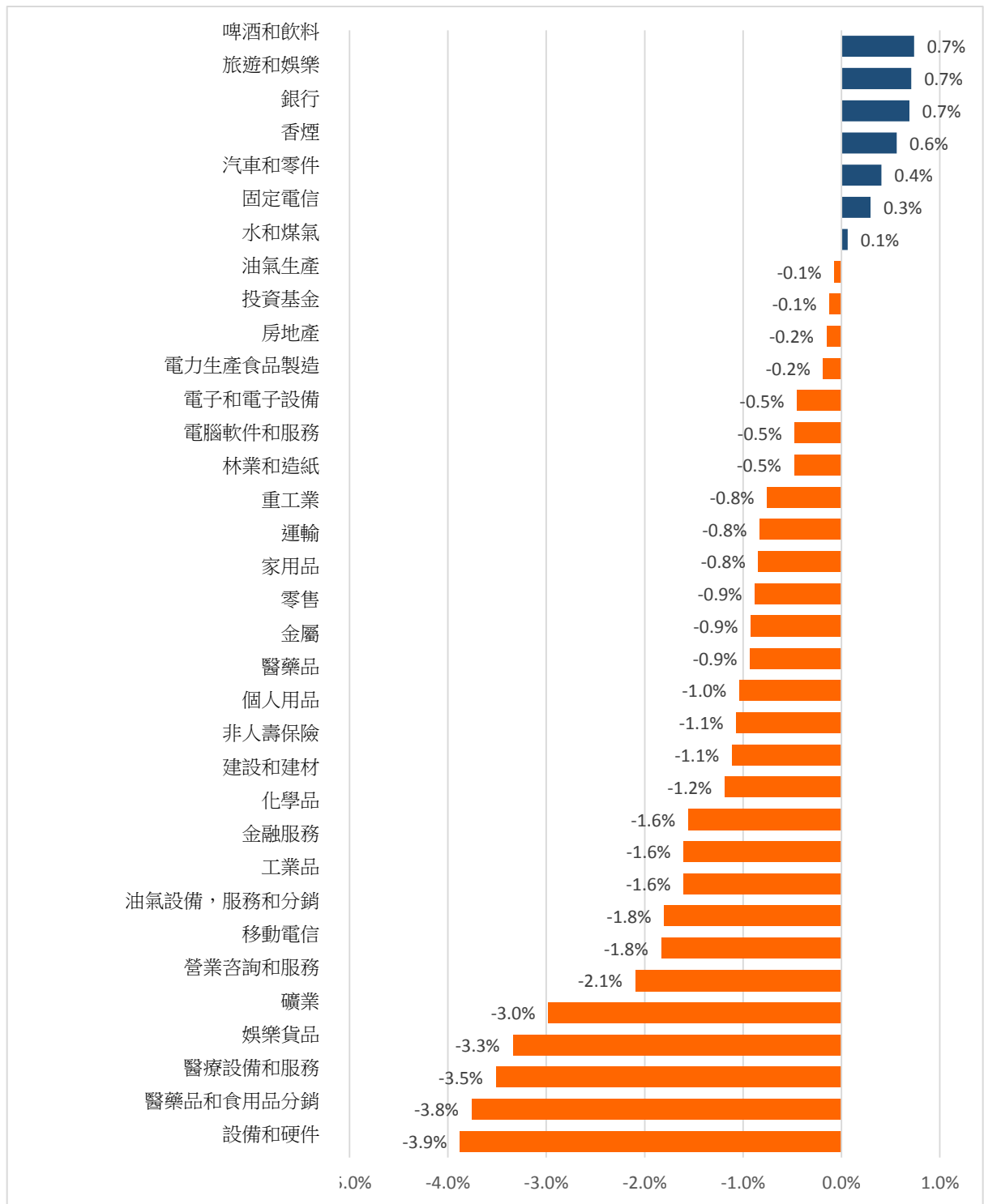
資料源: Bloomberg & Yuanta Research

資料源: Bloomberg & Yuanta Research



We Create **Fortune**

### 各行業板塊的交易走勢



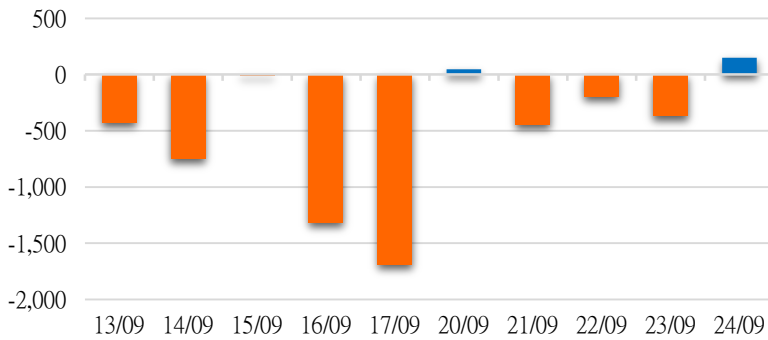
資料源: FinPro - YSVN



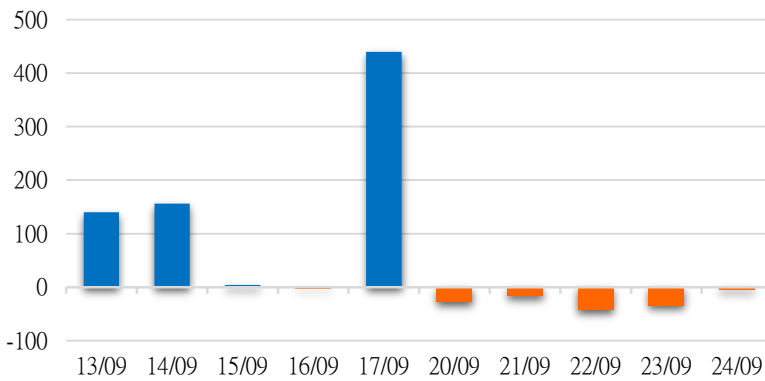
We Create Fortune

## 外資買進賣統計

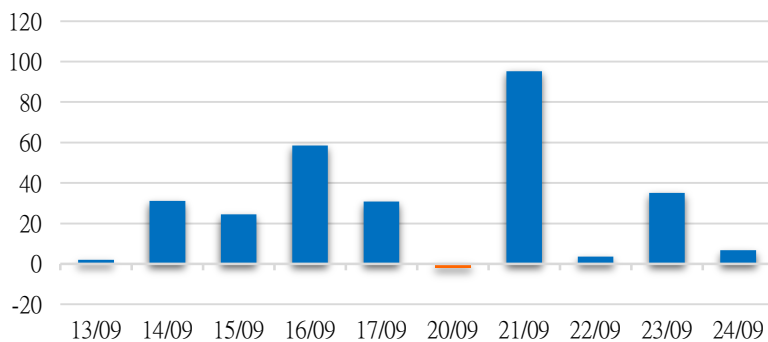
HSX 外資每日買/賣超



HNX外資每日買/賣超



UPCOM外資每日買/賣超



證券代碼	買超金額 (Mil.VND)	證券代碼	賣超金額 (Mil.VND)
MBB	310,404	HPG	127,268
GMD	50,462	MSN	65,328
VHM	49,703	VIC	60,097
KDH	37,222	DGC	52,847
HCM	34,108	NVL	36,676

HSX 外資買/賣超的前 5 名

證券代碼	買超金額 (Mil.VND)	證券代碼	賣超金額 (Mil.VND)
THD	3,200	BCC	4,916
CEO	2,515	VNR	4,206
SHB	1,646	DL1	2,310
TDN	616	TNG	1,970
AAV	611	KLF	495

HNX 外資買/賣超的前 5 名

證券代碼	買超金額 (Mil.VND)	證券代碼	賣超金額 (Mil.VND)
ACV	5,343	BSR	3,402
QNS	2,647	VEA	1,183
LTG	1,430	EVF	1,153
MCH	647	IFS	196
FOC	357	SBS	39

UPCOM 外資買/賣超的前 5 名

源: FiinPro - YSVN



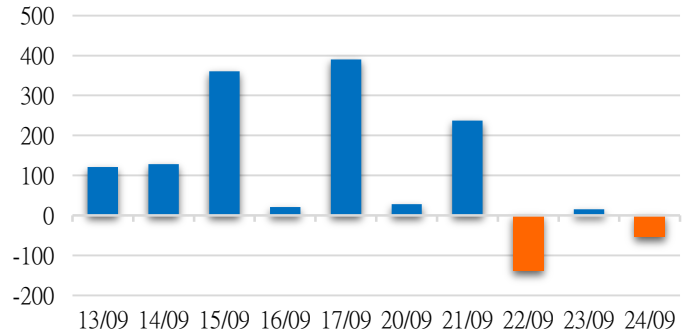
We Create **Fortune**

### 自營統計

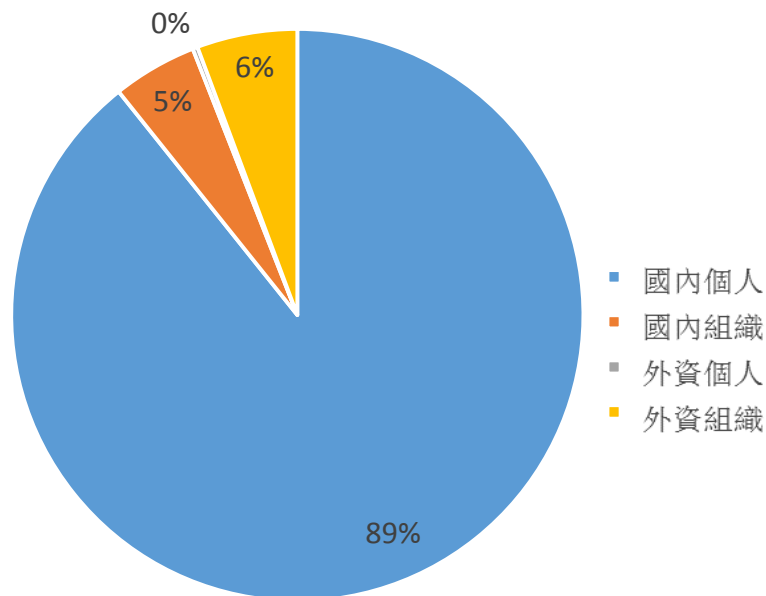
證券代碼	買超金額 (Mil.VND)	證券代碼	賣超金額 (Mil.VND)
MSN	15,987	HPG	27,625
CDC	15,260	TCB	25,581
KDH	12,361	VIC	24,588
VRE	6,058	MWG	11,724
ACB	4,502	VPB	5,300

券商自營交易最大前名

### 券商自營交易每日買/賣超 (Bil.VND)



### 越南證券市場投資人類別統計



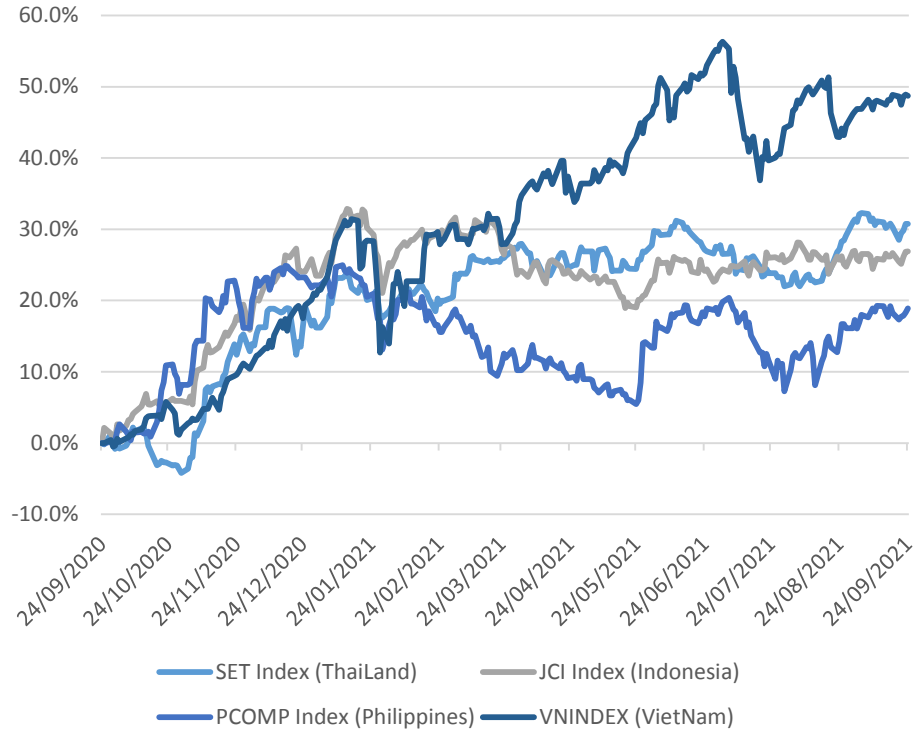
資料源: FiinPro - YSVN





We Create Fortune

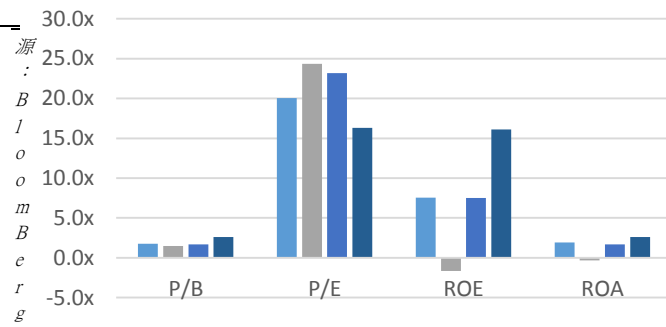
### 東南亞主要市場走勢比較



### 東南亞主要市場數據

		Thailand	Indonesia	Philippines	Vietnam
P/B		1.8x	1.5x	1.7x	2.6x
P/E		20.1x	24.26	23.3x	16.4x
ROE	%	7.56	(1.55)	7.53	16.08
ROA	%	1.91	(0.30)	1.70	2.60
Vốn hóa	Tỷ USD	561.98	522.97	181.76	227.15
GTGD	Triệu USD	3.92	0.81	0.08	0.95
LS cổ tức	%	2.54	1.96	1.63	1.30

& YSVN



■ SET Index ■ JCI Index ■ PCOMP Index ■ VNINDEX Index





We Create **Fortune**

## 元大證券（越南）公司

### 個人客戶分析部

**Nguyễn Thế Minh**  
研究分析經理  
+84 28 3622 6868 ext 3826  
minh.nguyen@yuanta.com.vn

**Quách Đức Khánh**  
高級分析專員  
+84 28 3622 6868 ext 3833  
khanh.quach@yuanta.com.vn

**Nguyễn Trịnh Ngọc Hồng**  
分析專員  
+84 28 3622 6868 ext 3832  
hong.nguyen@yuanta.com.vn

**Lý Thị Hiền**  
研究分析主管  
+84 28 3622 6868 ext 3908  
hien.ly@yuanta.com.vn

**Phạm Tấn Phát**  
高級分析專員  
+84 28 3622 6868 ext 3880  
phat.pham@yuanta.com.vn

### 個人客戶業務部

**Nguyễn Thanh Tùng**  
總公司業務經理  
+84 28 3622 6868 ext 3609  
tung.nguyen@yuanta.com.vn

**Nguyễn Việt Quang**  
河內分行經理  
+84 28 3622 6868 ext 3404  
quang.nguyen@yuanta.com.vn

**Bùi Quốc Phong**  
同奈分行經理  
+84 28 3622 6868  
phong.bui@yuanta.com.vn

**Võ Đình Tuấn**  
峴港分行經理  
+84 28 3622 6868 ext 3301  
[tuan.vo@yuanta.com.vn](mailto:tuan.vo@yuanta.com.vn)

**Võ Thị Thu Thủy**  
平陽分行經理  
+84 28 3622 6868 ext 3505  
thuy.vo@yuanta.com.vn

**Chung Kim Hoa**  
華人客戶部經理  
+84 28 3622 6868 ext 3828  
hoa.chung@yuanta.com.vn

**Nguyễn Đức Hoàn**  
河內南部營業中心經理  
+84 28 3622 6868 ext 3409  
hoan.nguyen@yuanta.com.vn

**Nguyễn Mạnh Hoạt**  
堤岸分行經理  
+84 28 3622 6868 ext 3847  
hoat.nguyen@yuanta.com.vn

**Đinh Thị Thu Cúc**  
頭頓分行經理  
+84 28 3622 6868 ext 3203  
cuc.dinh@yuanta.com.vn



We Create **Fortune**

## Appendix A: Important Disclosures

### Analyst Certification

Each research analyst primarily responsible for the content of this research report, in whole or in part, certifies that with respect to each security or issuer that the analyst covered in this report: (1) all of the views expressed accurately reflect his or her personal views about those securities or issuers; and (2) no part of his or her compensation was, is, or will be, directly or indirectly, related to the specific recommendations or views expressed by that research analyst in the research report.

### Ratings Definitions

**BUY:** We have a positive outlook on the stock based on our expected absolute or relative return over the investment period. Our thesis is based on our analysis of the company's outlook, financial performance, catalysts, valuation and risk profile. We recommend investors add to their position.

**HOLD-Outperform:** In our view, the stock's fundamentals are relatively more attractive than peers at the current price. Our thesis is based on our analysis of the company's outlook, financial performance, catalysts, valuation and risk profile.

**HOLD-Underperform:** In our view, the stock's fundamentals are relatively less attractive than peers at the current price. Our thesis is based on our analysis of the company's outlook, financial performance, catalysts, valuation and risk profile.

**SELL:** We have a negative outlook on the stock based on our expected absolute or relative return over the investment period. Our thesis is based on our analysis of the company's outlook, financial performance, catalysts, valuation and risk profile. We recommend investors reduce their position.

**Under Review:** We actively follow the company, although our estimates, rating and target price are under review.

**Restricted:** The rating and target price have been suspended temporarily to comply with applicable regulations and/or Yuanta policies.

Note: Yuanta research coverage with a Target Price is based on an investment period of 12 months. Greater China Discovery Series coverage does not have a formal 12 month Target Price and the recommendation is based on an investment period specified by the analyst in the report.

### Global Disclaimer

© 2018 Yuanta. All rights reserved. The information in this report has been compiled from sources we believe to be reliable, but we do not hold ourselves responsible for its completeness or accuracy. It is not an offer to sell or solicitation of an offer to buy any securities. All opinions and estimates included in this report constitute our judgment as of this date and are subject to change without notice.

This report provides general information only. Neither the information nor any opinion expressed herein constitutes an offer or invitation to make an offer to buy or sell securities or other investments. This material is prepared for general circulation to clients and is not intended to provide tailored investment advice and does not take into account the individual financial situation and objectives of any specific person who may receive this report. Investors should seek financial advice regarding the appropriateness of investing in any securities, investments or investment strategies discussed or recommended in this report. The information contained in this report has been compiled from sources believed to be reliable but no representation or warranty, express or implied, is made as to its accuracy, completeness or correctness. This report is not (and should not be construed as) a solicitation to act as securities broker or dealer in any jurisdiction by any person or company that is not legally permitted to carry on such business in that jurisdiction.

Yuanta research is distributed in the United States only to Major U.S. Institutional Investors (as defined in Rule 15a-6 under the Securities Exchange Act of 1934, as amended and SEC staff interpretations thereof). All transactions by a US person in the securities mentioned in this report must be effected through a registered broker-dealer under Section 15 of the Securities Exchange Act of 1934, as amended. Yuanta research is distributed in Taiwan by Yuanta Securities Investment Consulting. Yuanta research is distributed in Hong Kong by Yuanta Securities (Hong Kong) Co. Limited, which is licensed in Hong Kong by the Securities and Futures Commission for regulated activities, including Type 4 regulated activity (advising on securities). In Hong Kong, this research report may not be redistributed, retransmitted or disclosed, in whole or in part or and any form or manner, without the express written