

當日市場：指數收於當天最低水平

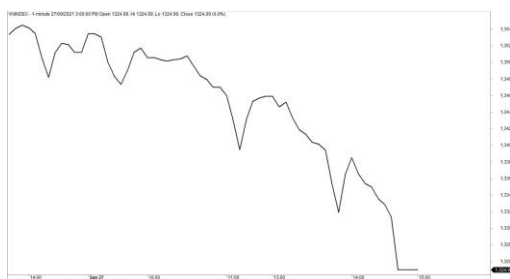
2021/09/28

市場走勢

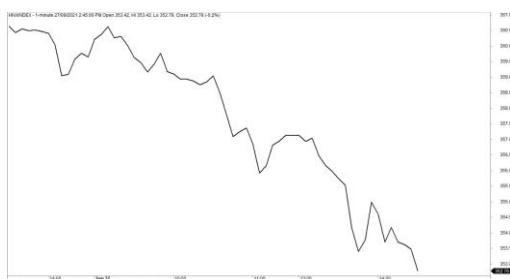
市場指數	VNI	HNI	UPCOM
收盤	1,324.99	353.01	95.76
%日	-1.94%	-1.84%	-2.36%
%週	-1.89%	-1.63%	-1.73%
%月	0.90%	4.20%	4.08%
%年	45.88%	168.41%	56.24%
成交值(Bil.VND)			
當日	21,538	3,120	2,056
日均量/週	20,961	3,542	2,216
日均量/月	21,793	3,384	2,172
外資進出			
買進	1,420.52	21.62	21.68
賣出	1,683.22	13.22	15.57
買賣超	-262.69	8.39	6.11
市場漲跌家數			
上漲	45	52	85
下跌	329	198	231
持平	39	99	587
市場指標			
P/E	16.56	19.32	22.08
總市值 (兆盾)	5,194	423	1,369
股息殖利 ²	1.26%	1.95%	3.17%

資料源: Bloomberg - YSVN

VNINDEX



HNIINDEX



市場走勢

午盤的下跌使指數擺脫了上週最後一個交易日的窄幅橫盤走勢。VNI-Index 收跌 1.94%，報 1,324.99 點。HNX-Index 下跌 1.84%，收於 353.01 點；Upcom-Index 同步下跌 2.36%，止於 95.76 點。市場的交易額超過 24 兆 2130 億越南盾。

隨著 VN30-Index 下跌超過 1%，當天的拋售壓力有所增加。VN30-Index 中有 24 檔股票下跌和 2 檔上漲。GVR、TPB、MSN、BVH、SSI 下跌超過 3%。VJC (+3.2%) 是 VN30-Index 中唯一上漲的股票。

VNMID-Index 和 VNSML-Index 分別下跌 3.37% 和 3.56%，中小型股面臨更大的拋售壓力。FIT、ASM、IDI、APG、CCL、CSV、DIG 均跌停。

外資賣超超過 2480 億越南盾，主要是拋售 HPG (1400 億盾)。VIC (670 億)、VND (510 億)。另一方面，VNM (1080 億)、VHM (940 億) 和 STB (350 億) 領先於買超列表。

市場短期觀點

我們認為下个交易日市場可能會出現復甦，VN-Index 可能會在 1,327-1,340 點之間波動。同時，現金流可能會在各類股票分化，主要集中在大型股，而中小型股的拋壓可能會增加。此外，短期情緒指標大幅回落至悲觀區間，顯示出合適的短期策略是重組投資組合，逐步降低持股比例。

整體市場短期走勢由上漲轉為下跌。因此，我們建議短線投資者可以重組投資組合，將持股比例降低至投資組合的 45%。同時，投資者不應售罄整個投資組合。

請在 <https://ysradar.yuanta.com.vn/> 查看有關股票的信號。



We Create Fortune

熱點股票技術分析



We Create Fortune

事件和評論：中國加入 CPTPP 時的競爭壓力

中國加入 CPTPP 後越南將面臨更大的競爭壓力

越南有望向 CPTPP 國家出口更多產品：紡織服裝、消費電子、海鮮、機械設備、木材、石油和運輸。

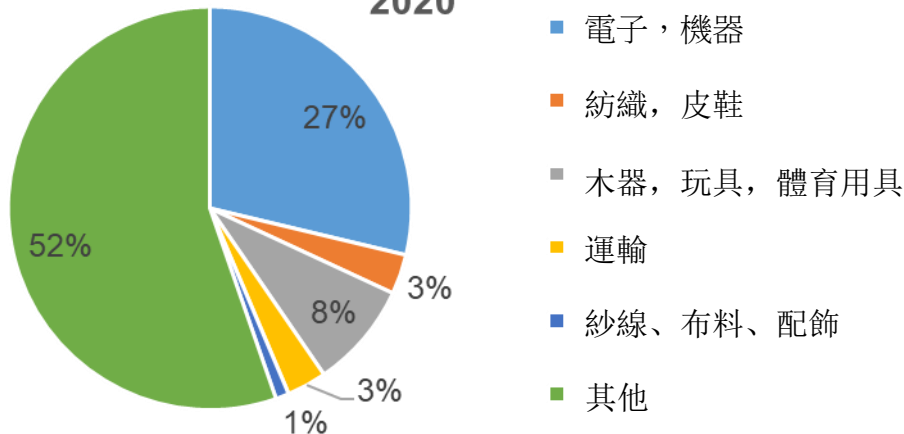
這些產品在中國出口結構中佔比較高，2020 年：

+ 該類產品出口額達 1 兆 2421 億美元，佔總出口額的 48%

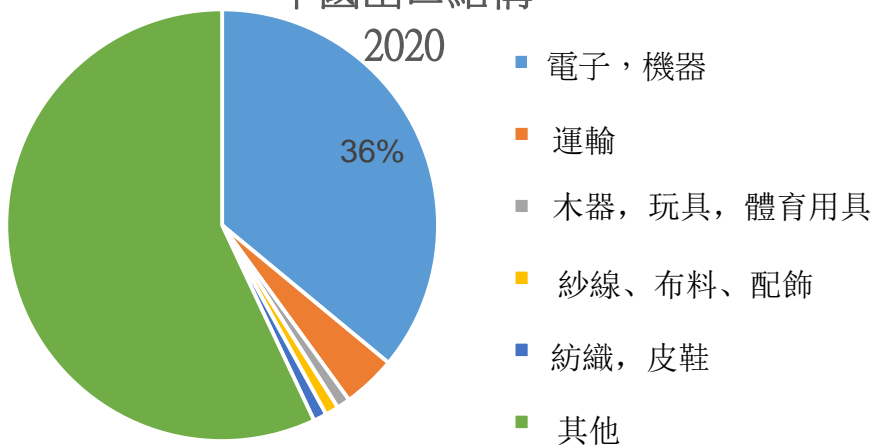
+ 該類產品進口額達 8848 億美元，佔進口總額的 43%

因此，越南這些商品組的出口很可能會與中國發生競爭，因為中國在規模、生產成本和商品質量方面具有優勢。

中國出口結構
2020



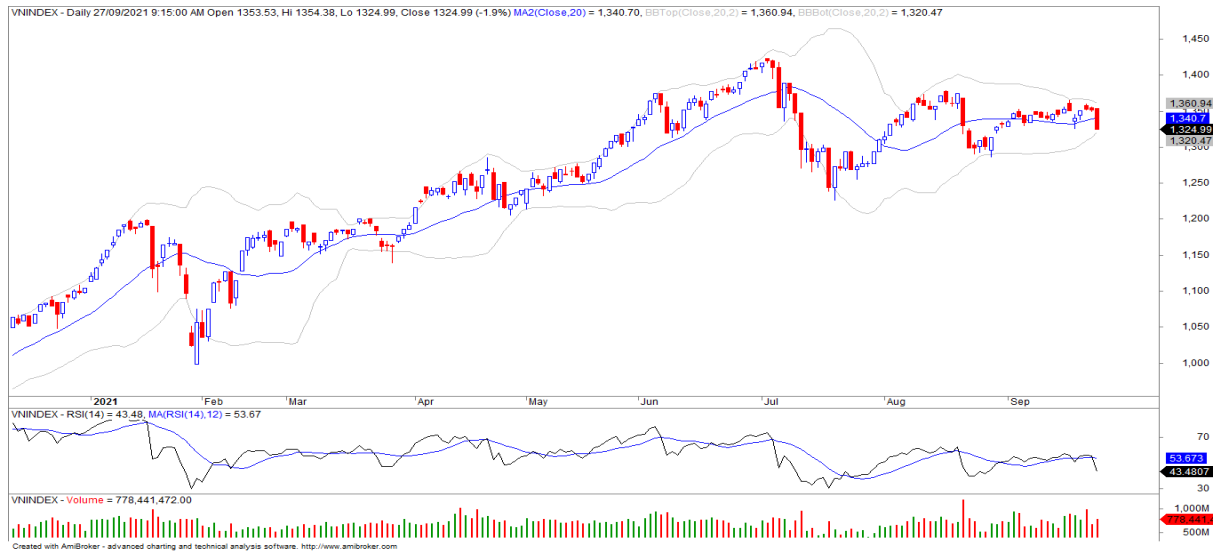
中國出口結構
2020



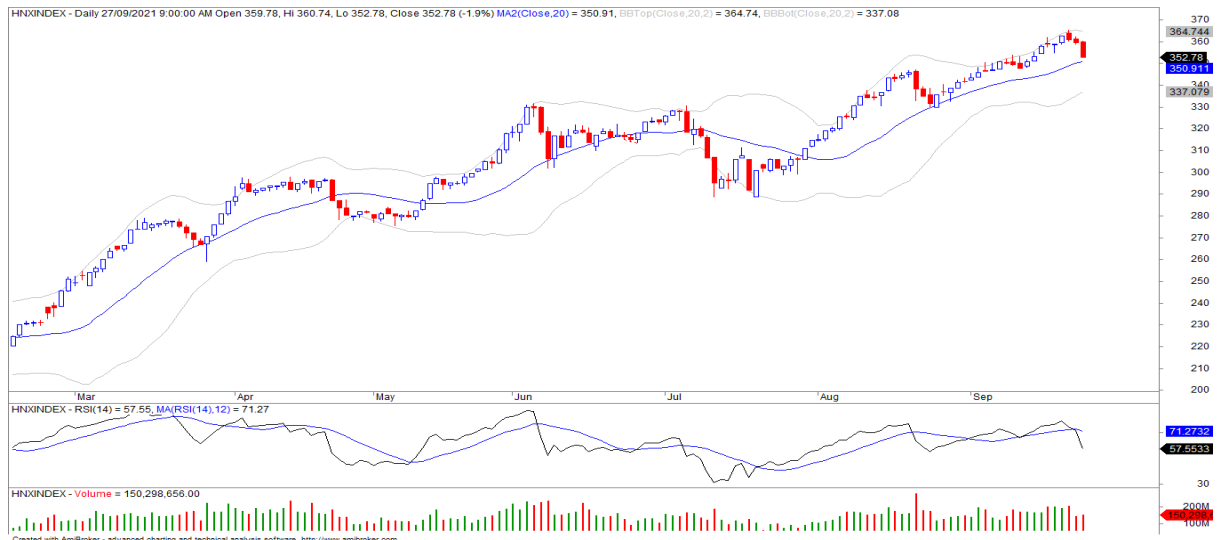
參閱詳情，請點擊：<https://yuanta.com.vn/phan-tich/suc-ep-can-h-tranh-khi-trung-quoc-gia-nhap-cptpp>

We Create Fortune

技術分析圖



指數技術分析圖 VN-Index



指數技術分析圖 HNX-Index

指數	短期趨勢	中期趨勢	阻力區 1	阻力區 2	支撐區 1	支撐區 2
VN-Index	下跌	中立	1374	1410	1210	970
HNX-Index	下跌	中立	314	333	300	180
VN30	下跌	中立	1494	1550	1445	960
VNMidcaps	下跌	中立	1,730	1800	1650	963
VNSmallcaps	下跌	上漲	1430	1450	1400	804



We Create Fortune

胡志明市交易所 (HSX)

	收盤	漲跌%
VNI	1324.99	-1.94%
VN30	1439.2	-1.42%
VN Mid	1645.41	-3.37%
VN Small	1602.5	-3.56%

河內交易所 (HSX)

	收盤	漲跌%
HNI	353.01	-1.84%
HN30	563.17	-2.75%
VNX AllSh	1361.72	-1.98%

UPCOM 市場 (UPCoM)

	收盤	漲跌%
UPCoM	95.76	-2.36%

外資交易	成交值 (Bil.VND)
買進	1420.52
賣出	1683.22
買超/賣超	-262.69

外資交易	成交值 (Bil.VND)
買進	21.62
賣出	13.22
買超/賣超	8.39

外資交易	成交值 (Bil.VND)
買進	21.68
賣出	15.57
買超/賣超	6.11

上漲排名/ 股碼	漲跌(VND)	漲跌%
ABS	1500	6.98%
DRH	950	6.93%
TRC	2850	6.88%
AGM	2300	6.88%
PGD	2500	6.84%

上漲排名/ 股碼	漲跌(VND)	漲跌%
IDJ	800	2.61%
IDV	1300	2.07%
PVC	200	1.79%
BAB	400	1.78%
VC2	400	1.10%

上漲排名/ 股碼	漲跌(VND)	漲跌%
BOT	5000	11.85%
HVG	221	8.50%
VEF	7624	6.06%
PXL	528	5.87%
PVX	149	5.73%

下跌排名/ 股碼	漲跌(VND)	漲跌%
HAR	-380	-7.00%
PET	-1850	-6.98%
CSV	-4200	-6.97%
DIG	-2200	-6.96%
TIP	-2950	-6.94%

下跌排名/ 股碼	漲跌(VND)	漲跌%
WSS	-1200	-9.92%
MBG	-1100	-9.82%
VGS	-3300	-9.79%
PSI	-1300	-9.70%
PVI	-4800	-9.64%

下跌排名/ 股碼	漲跌(VND)	漲跌%
MTA	-1642	-12.93%
DDV	-3539	-11.60%
BMS	-1647	-7.04%
VFS	-846	-6.66%
MVC	-1025	-6.61%

*備註：市值>5,000 億盾；成交值>15 億盾

市值排名/ 股碼	Bil.VND
VCB	369,033
VHM	346,608
VIC	331,054
HPG	227,224
VNM	189,559

市值排名/ 股碼	Bil.VND
THD	79,310
SHB	51,990
VCS	20,176
BAB	17,247
IDC	14,880

市值排名/ 股碼	Bil.VND
ACV	184,590
MCH	88,255
BSR	58,249
VEA	55,976
GE2	43,906

交易量排名/ 股碼	成交值	30 日均
HPG	29,089,400	24,052,086
FLC	28,232,200	15,344,948
SCR	22,145,900	12,786,424
DLG	19,559,100	12,388,081
ROS	15,939,800	12,264,367

交易量排名/ 股碼	成交值	30 日均
SHB	17,038,589	14,469,288
PVS	9,510,000	10,071,050
KLF	7,726,971	6,830,355
CEO	6,934,283	5,544,866
ART	6,453,160	4,343,029

交易量排 名/股碼	成交值	30 日均
BSR	14,108,411	8,754,384
HHV	8,987,836	7,398,682
KSH	5,614,563	5,123,996
LMH	4,189,942	2,288,284
C4G	3,764,881	3,657,729

資料源: Bloomberg & Yuanta Research

資料源: Bloomberg & Yuanta Research

資料源: Bloomberg & Yuanta Research

We Create Fortune

各行業板塊的交易走勢



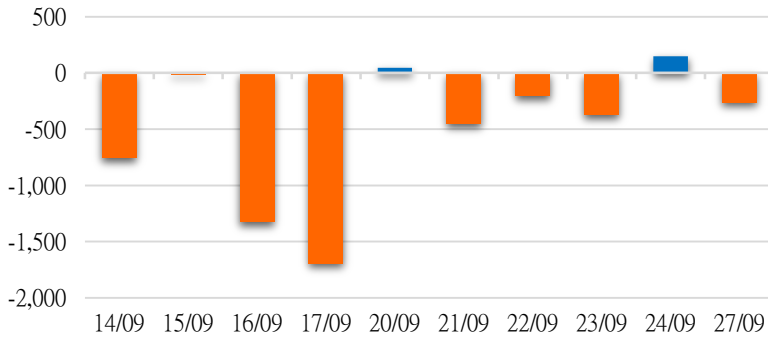
資料源: FinPro - YSVN



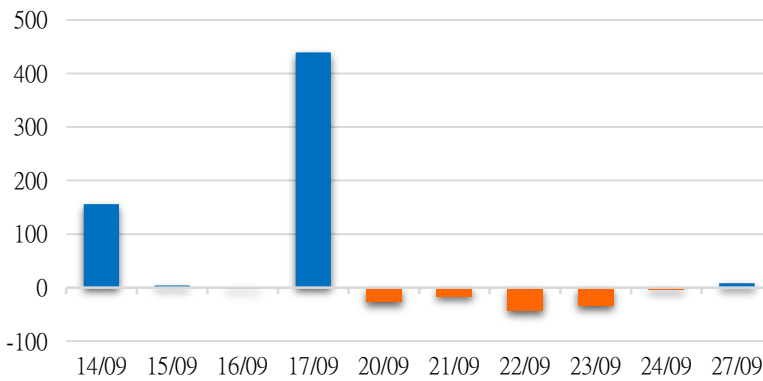
We Create Fortune

外資買進賣統計

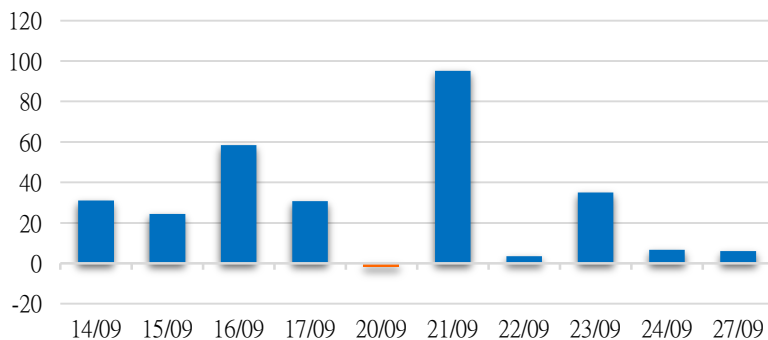
HSX 外資每日買/賣超



HNX外資每日買/賣超



UPCOM外資每日買/賣超



證券代碼	買超金額 (Mil.VND)	證券代碼	賣超金額 (Mil.VND)
VNM	108,423	HPG	139,814
VHM	93,725	VIC	66,549
STB	34,700	VND	51,214
KBC	31,875	VCI	46,059
VHC	25,266	SSI	43,379

HSX 外資買/賣超的前 5 名

證券代碼	買超金額 (Mil.VND)	證券代碼	賣超金額 (Mil.VND)
THD	3,882	TNG	2,754
PLC	2,919	VNR	1,586
SHB	1,517	SED	631
DL1	889	ART	617
VCS	829	TC6	255

HNX 外資買/賣超的前 5 名

證券代碼	買超金額 (Mil.VND)	證券代碼	賣超金額 (Mil.VND)
QTP	5,140	QNS	3,643
ACV	4,093	VEA	2,033
CLX	1,826	BSR	1,191
TCW	972	NED	940
HPP	571	LTG	838

UPCOM 外資買/賣超的前 5 名

源: FiinPro - YSVN



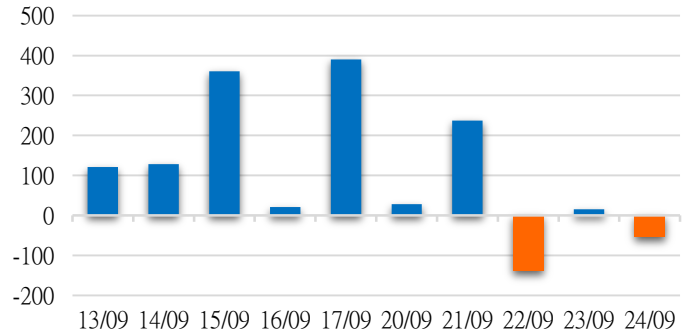
We Create **Fortune**

自營統計

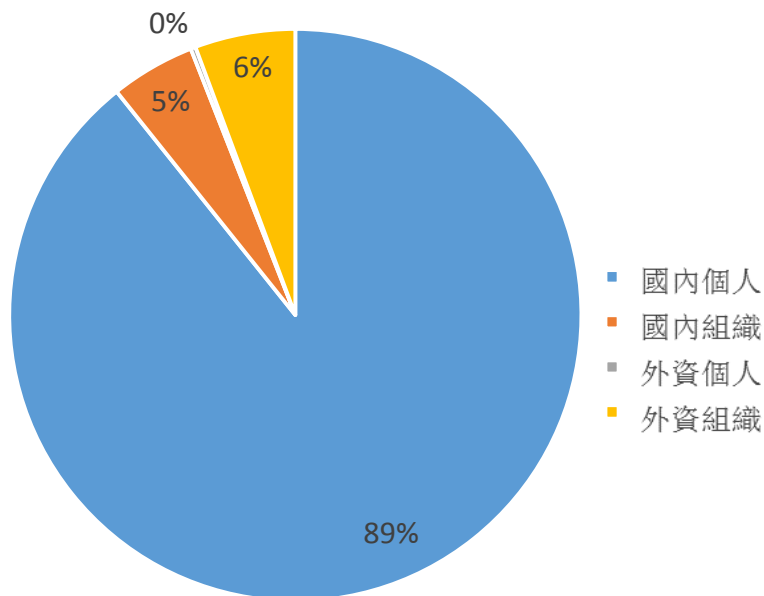
證券代碼	買超金額 (Mil.VND)	證券代碼	賣超金額 (Mil.VND)
MSN	15,987	HPG	27,625
CDC	15,260	TCB	25,581
KDH	12,361	VIC	24,588
VRE	6,058	MWG	11,724
ACB	4,502	VPB	5,300

券商自營交易最大前名

券商自營交易每日買/賣超 (Bil.VND)



越南證券市場投資人類別統計

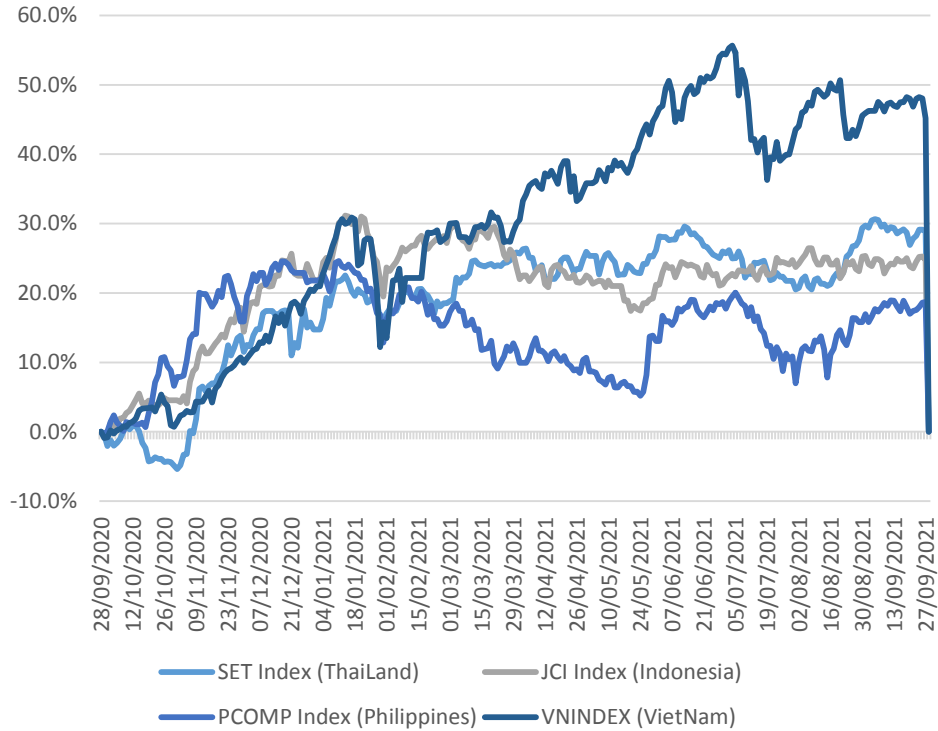


資料源: FiinPro - YSVN



We Create Fortune

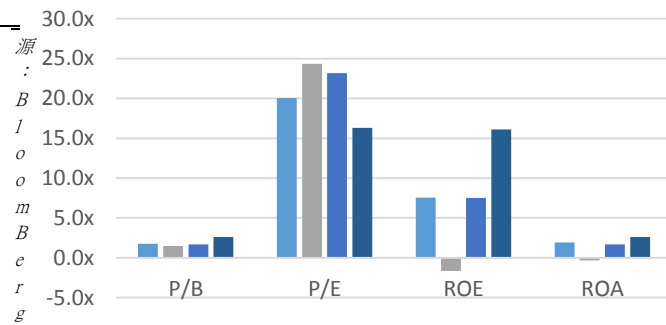
東南亞主要市場走勢比較



東南亞主要市場數據

		Thailand	Indonesia	Philippines	Vietnam
P/B		1.8x	1.5x	1.7x	2.6x
P/E		20.1x	24.26	23.3x	16.4x
ROE	%	7.56	(1.55)	7.53	16.08
ROA	%	1.91	(0.30)	1.70	2.60
Vốn hóa	Tỷ USD	561.98	522.97	181.76	227.15
GTGD	Triệu USD	3.92	0.81	0.08	0.95
LS cổ tức	%	2.54	1.96	1.63	1.30

& YSVN



■ SET Index ■ JCI Index ■ PCOMP Index ■ VNINDEX Index



We Create **Fortune**

元大證券（越南）公司

個人客戶分析部

Nguyễn Thế Minh
研究分析經理
+84 28 3622 6868 ext 3826
minh.nguyen@yuanta.com.vn

Quách Đức Khánh
高級分析專員
+84 28 3622 6868 ext 3833
khanh.quach@yuanta.com.vn

Nguyễn Trịnh Ngọc Hồng
分析專員
+84 28 3622 6868 ext 3832
hong.nguyen@yuanta.com.vn

Lý Thị Hiền
研究分析主管
+84 28 3622 6868 ext 3908
hien.ly@yuanta.com.vn

Phạm Tấn Phát
高級分析專員
+84 28 3622 6868 ext 3880
phat.pham@yuanta.com.vn

個人客戶業務部

Nguyễn Thanh Tùng
總公司業務經理
+84 28 3622 6868 ext 3609
tung.nguyen@yuanta.com.vn

Nguyễn Việt Quang
河內分行經理
+84 28 3622 6868 ext 3404
quang.nguyen@yuanta.com.vn

Bùi Quốc Phong
同奈分行經理
+84 28 3622 6868
phong.bui@yuanta.com.vn

Võ Đình Tuấn
峴港分行經理
+84 28 3622 6868 ext 3301
tuan.vo@yuanta.com.vn

Võ Thị Thu Thủy
平陽分行經理
+84 28 3622 6868 ext 3505
thuy.vo@yuanta.com.vn

Chung Kim Hoa
華人客戶部經理
+84 28 3622 6868 ext 3828
hoa.chung@yuanta.com.vn

Nguyễn Đức Hoàn
河內南部營業中心經理
+84 28 3622 6868 ext 3409
hoan.nguyen@yuanta.com.vn

Nguyễn Mạnh Hoạt
堤岸分行經理
+84 28 3622 6868 ext 3847
hoat.nguyen@yuanta.com.vn

Đinh Thị Thu Cúc
頭頓分行經理
+84 28 3622 6868 ext 3203
cuc.dinh@yuanta.com.vn



We Create **Fortune**

Appendix A: Important Disclosures

Analyst Certification

Each research analyst primarily responsible for the content of this research report, in whole or in part, certifies that with respect to each security or issuer that the analyst covered in this report: (1) all of the views expressed accurately reflect his or her personal views about those securities or issuers; and (2) no part of his or her compensation was, is, or will be, directly or indirectly, related to the specific recommendations or views expressed by that research analyst in the research report.

Ratings Definitions

BUY: We have a positive outlook on the stock based on our expected absolute or relative return over the investment period. Our thesis is based on our analysis of the company's outlook, financial performance, catalysts, valuation and risk profile. We recommend investors add to their position.

HOLD-Outperform: In our view, the stock's fundamentals are relatively more attractive than peers at the current price. Our thesis is based on our analysis of the company's outlook, financial performance, catalysts, valuation and risk profile.

HOLD-Underperform: In our view, the stock's fundamentals are relatively less attractive than peers at the current price. Our thesis is based on our analysis of the company's outlook, financial performance, catalysts, valuation and risk profile.

SELL: We have a negative outlook on the stock based on our expected absolute or relative return over the investment period. Our thesis is based on our analysis of the company's outlook, financial performance, catalysts, valuation and risk profile. We recommend investors reduce their position.

Under Review: We actively follow the company, although our estimates, rating and target price are under review.

Restricted: The rating and target price have been suspended temporarily to comply with applicable regulations and/or Yuanta policies.

Note: Yuanta research coverage with a Target Price is based on an investment period of 12 months. Greater China Discovery Series coverage does not have a formal 12 month Target Price and the recommendation is based on an investment period specified by the analyst in the report.

Global Disclaimer

© 2018 Yuanta. All rights reserved. The information in this report has been compiled from sources we believe to be reliable, but we do not hold ourselves responsible for its completeness or accuracy. It is not an offer to sell or solicitation of an offer to buy any securities. All opinions and estimates included in this report constitute our judgment as of this date and are subject to change without notice.

This report provides general information only. Neither the information nor any opinion expressed herein constitutes an offer or invitation to make an offer to buy or sell securities or other investments. This material is prepared for general circulation to clients and is not intended to provide tailored investment advice and does not take into account the individual financial situation and objectives of any specific person who may receive this report. Investors should seek financial advice regarding the appropriateness of investing in any securities, investments or investment strategies discussed or recommended in this report. The information contained in this report has been compiled from sources believed to be reliable but no representation or warranty, express or implied, is made as to its accuracy, completeness or correctness. This report is not (and should not be construed as) a solicitation to act as securities broker or dealer in any jurisdiction by any person or company that is not legally permitted to carry on such business in that jurisdiction.

Yuanta research is distributed in the United States only to Major U.S. Institutional Investors (as defined in Rule 15a-6 under the Securities Exchange Act of 1934, as amended and SEC staff interpretations thereof). All transactions by a US person in the securities mentioned in this report must be effected through a registered broker-dealer under Section 15 of the Securities Exchange Act of 1934, as amended. Yuanta research is distributed in Taiwan by Yuanta Securities Investment Consulting. Yuanta research is distributed in Hong Kong by Yuanta Securities (Hong Kong) Co. Limited, which is licensed in Hong Kong by the Securities and Futures Commission for regulated activities, including Type 4 regulated activity (advising on securities). In Hong Kong, this research report may not be redistributed, retransmitted or disclosed, in whole or in part or and any form or manner, without the express written