

當日市場：市場繼續在窄幅內波動

2021/09/29

市場走勢

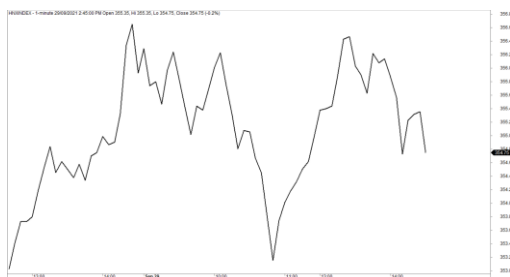
市場指數	VNI	HNI	UPCOM
收盤	1,339.31	356.03	96.01
%日	1.08%	0.86%	0.26%
%週	-0.04%	-0.82%	-0.79%
%月	1.99%	5.09%	4.35%
%年	46.77%	167.45%	55.41%
成交值(Bil.VND)			
當日	18,162	3,224	2,042
日均量/週	19,941	3,380	2,167
日均量/月	21,639	3,387	2,188
外資進出			
買進	1,568.42	18.47	14.90
賣出	1,082.62	28.17	17.48
買賣超	485.79	-9.70	-2.58
市場漲跌家數			
上漲	235	140	98
下跌	101	95	210
持平	77	114	595
市場指標			
P/E	16.24	18.87	21.81
總市值 (兆盾)	5,096	413	1,360
股息殖利 ²	1.30%	2.03%	3.21%

資料源: Bloomberg - YSVN

VNINDEX



HNIINDEX



市場走勢

在第三季度 GDP 數據公佈之前，市場情緒繼續保持謹慎。然而，市場仍然在窄幅內波動，VNI-Index 收盤略低於參考價。HNX-Index 下跌 0.49%，收於 354.29 點；Upcom-Index 同步小幅下跌，收於 95.94 點。市場的交易額超過 18 兆 6100 億越南盾。

銀行股繼續謹慎交易，以下跌趨勢為主。相反，一些股票比市場的走勢相反，如 MSN (+3.7%)、HPG (+1.3%)、GAS (+1.8%)、PLX (+1.8%)、POW (+3.8%)等。

現金流往往流向建築材料，如 HPG (+1.3%)、HT1 (+6.9%)、BCC (+9.6%)等隨著正流動性而增加。

外資賣超超過 5370 億越南盾，主要集中在 HPG (1060 億)、CTG (450 億) 和 NVL (440 億)。另一方面，VNM (620 億)、MBB (250 億)、VHC (170 億) 領先於買超列表。

市場短期觀點

我們認為市場可能仍會震盪，許多指數將窄幅橫盤。與此同時，現金流將繼續多元化，並進入具有支持性增長故事的股票類型，例如公共投資、基礎材料、化學品價格以及油氣價格的大幅上漲。此外，情緒指標橫盤整理，表明投資者對當前走勢的短期情緒更加悲觀，短期現金流尚未做好回歸市場的準備。

整體市場短期走勢仍為下跌。因此，我們建議短線投資者可將股票比例維持在投資組合的 40-45%，可進行低比例的試探性購買股票。

請在 <https://ysradar.yuanta.com.vn/> 查看有關股票的信號。



We Create Fortune

熱點股票技術分析





We Create Fortune

熱點股票技術分析

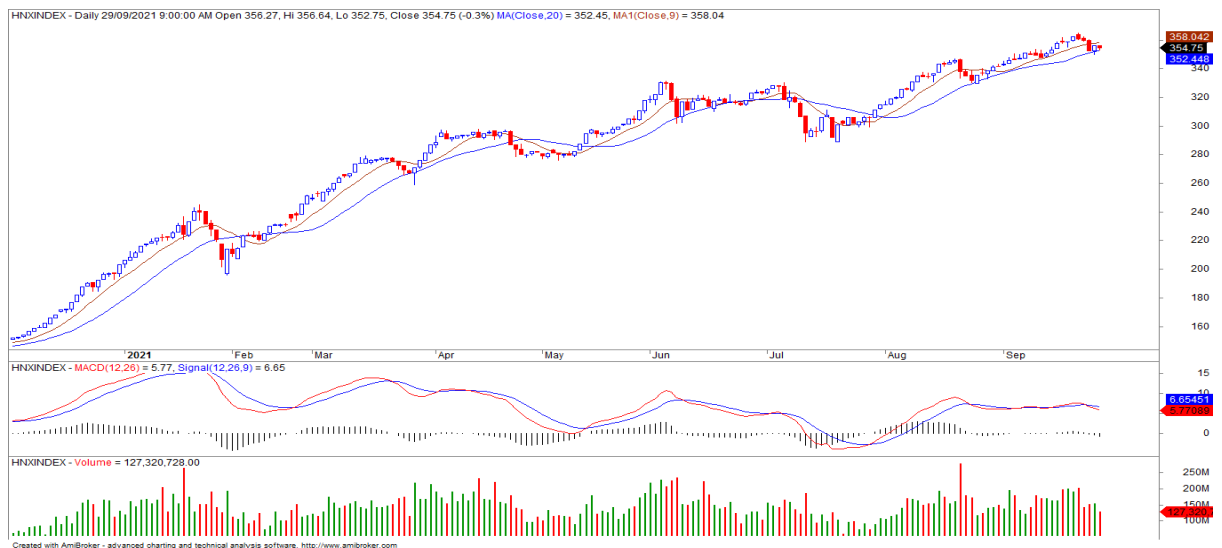


We Create Fortune

技術分析圖



指數技術分析圖 VN-Index



指數技術分析圖 HNX-Index

指數	短期趨勢	中期趨勢	阻力區 1	阻力區 2	支撐區 1	支撐區 2
VN-Index	下跌	中立	1374	1410	1210	970
HNX-Index	下跌	中立	314	333	300	180
VN30	下跌	中立	1494	1550	1445	960
VNMidcaps	下跌	中立	1,730	1800	1650	963
VNSmallcaps	下跌	上漲	1430	1450	1400	804

We Create Fortune

胡志明市交易所 (HSX)

	收盤	漲跌%
VNI	1339.21	-0.01%
VN30	1450.52	-0.04%
VN Mid	1667.97	1.75%
VN Small	1628.92	1.42%

河內交易所 (HSX)

	收盤	漲跌%
HNI	354.29	-0.49%
HN30	564.13	-1.31%
VNX AllSh	1374.75	1.05%

UPCOM 市場 (UPCoM)

	收盤	漲跌%
UPCoM	95.94	-0.08%

外資交易	成交值 (Bil.VND)
買進	742.94
賣出	1256.44
買超/賣超	-513.5

外資交易	成交值 (Bil.VND)
買進	8.22
賣出	28.56
買超/賣超	-20.34

外資交易	成交值 (Bil.VND)
買進	56.73
賣出	59.65
買超/賣超	-2.92

上漲排名/ 股碼	漲跌(VND)	漲跌%
BFC	2150	6.98%
DPM	2300	6.94%
DCM	1600	6.91%
AGM	2300	6.91%
CNG	2300	6.89%

上漲排名/ 股碼	漲跌(VND)	漲跌%
PVG	1400	9.79%
HOM	800	9.64%
BCC	1800	9.63%
BTS	1000	9.17%
TC6	1400	8.43%

上漲排名/ 股碼	漲跌(VND)	漲跌%
QNC	1360	12.25%
DDV	2228	9.36%
ND2	2300	8.95%
MVC	928	6.54%
MVC	928	6.54%

下跌排名/ 股碼	漲跌(VND)	漲跌%
TDH	-850	-7.00%
DLG	-300	-6.98%
TGG	-3900	-6.95%
ABS	-1550	-6.90%
DGC	-8900	-5.86%

下跌排名/ 股碼	漲跌(VND)	漲跌%
BII	-1700	-9.50%
NTP	-4700	-8.59%
MBG	-600	-5.41%
NVB	-1300	-4.59%
KLF	-200	-4.26%

下跌排名/ 股碼	漲跌(VND)	漲跌%
NTC	-5303	-2.89%
SSH	-2613	-2.45%
KLB	-476	-2.08%
NAB	-346	-1.72%
AMS	-194	-1.13%

*備註：市值>5,000 億盾；成交值>15 億盾

市值排名/ 股碼	Bil.VND
VCB	367,921
VHM	341,818
VIC	329,151
HPG	235,276
VNM	186,633

市值排名/ 股碼	Bil.VND
THD	79,520
SHB	50,835
VCS	19,808
BAB	16,946
IDC	15,240

市值排名/ 股碼	Bil.VND
ACV	181,183
MCH	88,813
BSR	60,689
VEA	55,523
GE2	50,432

交易量排名/ 股碼	成交值	30 日均
HPG	35,258,800	25,721,135
POW	31,407,160	11,344,455
DLG	27,748,600	14,077,410
STB	19,961,200	11,795,565
TCH	12,156,900	10,914,990

交易量排名/ 股碼	成交值	30 日均
NVB	20,224,003	641,212
SHB	13,198,727	14,276,169
PVS	11,237,638	10,901,668
EVS	8,876,901	298,486
BII	8,858,359	4,319,249

交易量排 名/股碼	成交值	30 日均
BSR	10,819,712	10,351,831
HHV	4,750,956	7,664,896
VHG	3,796,228	5,076,766
OIL	2,251,255	2,265,061
BVB	2,130,612	2,835,704

資料源: Bloomberg & Yuanta Research

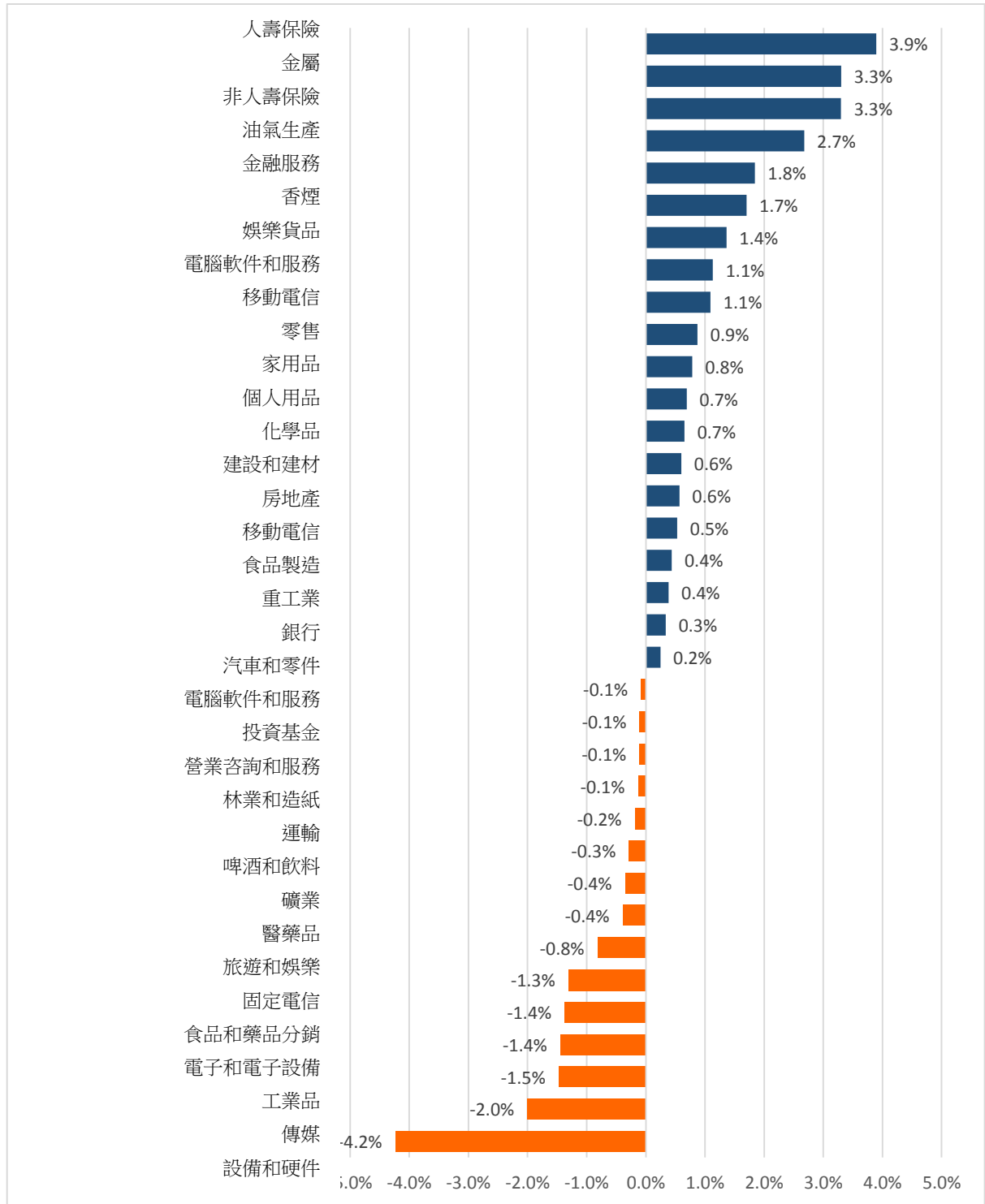
資料源: Bloomberg & Yuanta Research

資料源: Bloomberg & Yuanta Research



We Create Fortune

各行業板塊的交易走勢



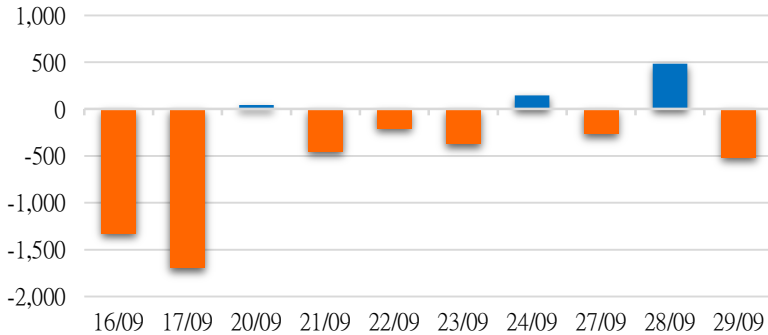
資料源: FinPro - YSVN



We Create Fortune

外資買進賣統計

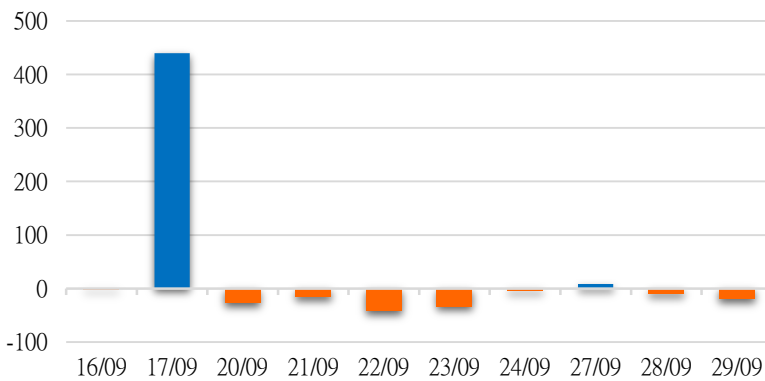
HSX 外資每日買/賣超



證券代碼	買超金額 (Mil.VND)	證券代碼	賣超金額 (Mil.VND)
VNM	61,869	HPG	105,647
MBB	24,938	CTG	44,940
VHC	16,805	NVL	43,862
PLX	15,151	STB	41,974
FTS	13,125	DGC	38,266

HSX 外資買/賣超的前 5 名

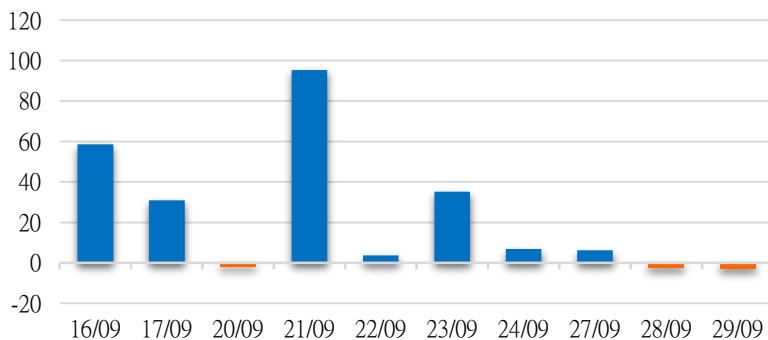
HNX 外資每日買/賣超



證券代碼	買超金額 (Mil.VND)	證券代碼	賣超金額 (Mil.VND)
THD	1,386	VCS	8,592
BCC	630	PLC	6,436
DL1	528	IDJ	2,750
BII	471	TDN	1,753
SCI	414	SHS	1,719

HNX 外資買/賣超的前 5 名

UPCOM 外資每日買/賣超



證券代碼	買超金額 (Mil.VND)	證券代碼	賣超金額 (Mil.VND)
TTN	875	VEA	4,348
CLX	762	QNS	653
ACV	679	TCI	561
MFS	344	EVF	374
MCM	306	CST	257

UPCOM 外資買/賣超的前 5 名

源: FiinPro - YSVN



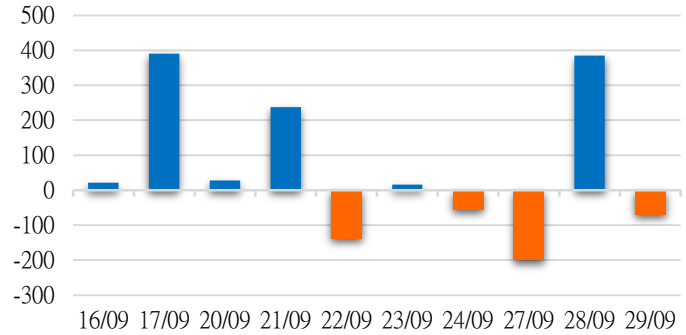
We Create **Fortune**

自營統計

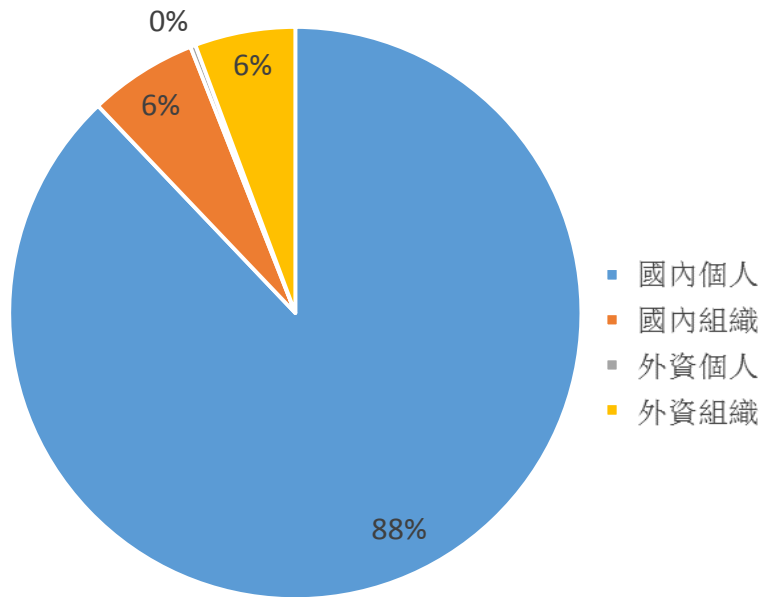
證券代碼	買超金額 (Mil.VND)	證券代碼	賣超金額 (Mil.VND)
E1VFN30	17,723	POW	14,445
HT1	10,008	HPG	13,538
FUEVFN30	9,000	VIC	12,723
VHM	8,368	FPT	12,267
KDH	6,983	MWG	11,691

券商自營交易最大前名

券商自營交易每日買/賣超 (Bil.VND)



越南證券市場投資人類別統計

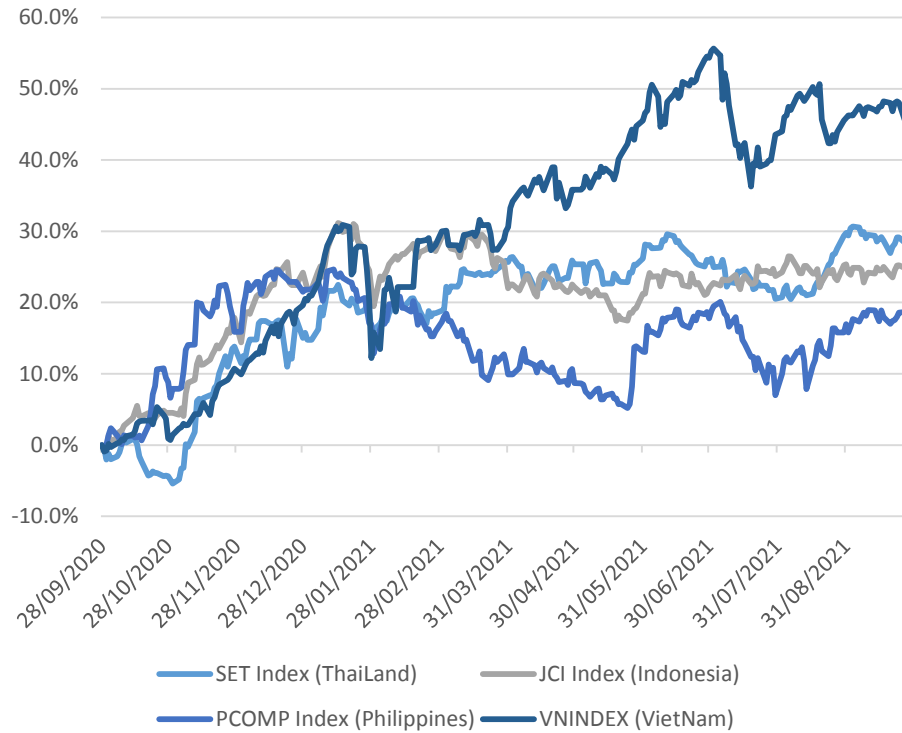


資料源: FiinPro - YSVN



We Create Fortune

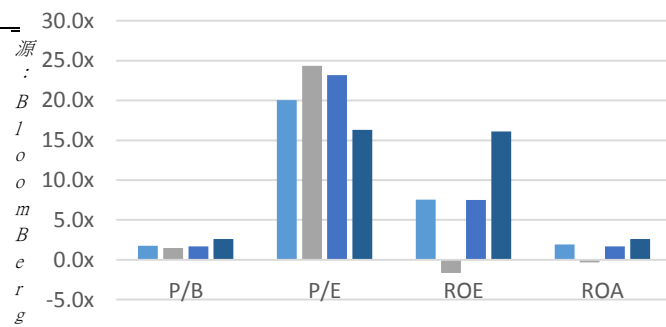
東南亞主要市場走勢比較



東南亞主要市場數據

		Thailand	Indonesia	Philippines	Vietnam
P/B		1.8x	1.5x	1.7x	2.6x
P/E		20.0x	24.28	23.2x	16.3x
ROE	%	7.56	(1.54)	7.53	16.08
ROA	%	1.91	(0.29)	1.70	2.60
Vốn hóa	Tỷ USD	547.57	521.68	180.74	225.10
GTGD	Triệu USD	2.65	0.85	0.10	0.71
LS cổ tức	%	2.56	1.96	1.63	1.31

& YSVN



■ SET Index ■ JCI Index ■ PCOMP Index ■ VNINDEX Index



We Create **Fortune**

元大證券（越南）公司

個人客戶分析部

Nguyễn Thế Minh

研究分析經理

+84 28 3622 6868 ext 3826

minh.nguyen@yuanta.com.vn

Quách Đức Khánh

高級分析專員

+84 28 3622 6868 ext 3833

khanh.quach@yuanta.com.vn

Nguyễn Trịnh Ngọc Hồng

分析專員

+84 28 3622 6868 ext 3832

hong.nguyen@yuanta.com.vn

Lý Thị Hiền

研究分析主管

+84 28 3622 6868 ext 3908

hien.ly@yuanta.com.vn

Phạm Tấn Phát

高級分析專員

+84 28 3622 6868 ext 3880

phat.pham@yuanta.com.vn

個人客戶業務部

Nguyễn Thanh Tùng

總公司業務經理

+84 28 3622 6868 ext 3609

tung.nguyen@yuanta.com.vn

Nguyễn Việt Quang

河內分行經理

+84 28 3622 6868 ext 3404

quang.nguyen@yuanta.com.vn

Bùi Quốc Phong

同奈分行經理

+84 28 3622 6868

phong.bui@yuanta.com.vn

Võ Đình Tuấn

峴港分行經理

+84 28 3622 6868 ext 3301

tuan.vo@yuanta.com.vn

Võ Thị Thu Thủy

平陽分行經理

+84 28 3622 6868 ext 3505

thuy.vo@yuanta.com.vn

Chung Kim Hoa

華人客戶部經理

+84 28 3622 6868 ext 3828

hoa.chung@yuanta.com.vn

Nguyễn Đức Hoàn

河內南部營業中心經理

+84 28 3622 6868 ext 3409

hoan.nguyen@yuanta.com.vn

Nguyễn Mạnh Hoạt

堤岸分行經理

+84 28 3622 6868 ext 3847

hoat.nguyen@yuanta.com.vn

Đinh Thị Thu Cúc

頭頓分行經理

+84 28 3622 6868 ext 3203

cuc.dinh@yuanta.com.vn



We Create Fortune

Appendix A: Important Disclosures

Analyst Certification

Each research analyst primarily responsible for the content of this research report, in whole or in part, certifies that with respect to each security or issuer that the analyst covered in this report: (1) all of the views expressed accurately reflect his or her personal views about those securities or issuers; and (2) no part of his or her compensation was, is, or will be, directly or indirectly, related to the specific recommendations or views expressed by that research analyst in the research report.

Ratings Definitions

BUY: We have a positive outlook on the stock based on our expected absolute or relative return over the investment period. Our thesis is based on our analysis of the company's outlook, financial performance, catalysts, valuation and risk profile. We recommend investors add to their position.

HOLD-Outperform: In our view, the stock's fundamentals are relatively more attractive than peers at the current price. Our thesis is based on our analysis of the company's outlook, financial performance, catalysts, valuation and risk profile.

HOLD-Underperform: In our view, the stock's fundamentals are relatively less attractive than peers at the current price. Our thesis is based on our analysis of the company's outlook, financial performance, catalysts, valuation and risk profile.

SELL: We have a negative outlook on the stock based on our expected absolute or relative return over the investment period. Our thesis is based on our analysis of the company's outlook, financial performance, catalysts, valuation and risk profile. We recommend investors reduce their position.

Under Review: We actively follow the company, although our estimates, rating and target price are under review.

Restricted: The rating and target price have been suspended temporarily to comply with applicable regulations and/or Yuanta policies.

Note: Yuanta research coverage with a Target Price is based on an investment period of 12 months. Greater China Discovery Series coverage does not have a formal 12 month Target Price and the recommendation is based on an investment period specified by the analyst in the report.

Global Disclaimer

© 2018 Yuanta. All rights reserved. The information in this report has been compiled from sources we believe to be reliable, but we do not hold ourselves responsible for its completeness or accuracy. It is not an offer to sell or solicitation of an offer to buy any securities. All opinions and estimates included in this report constitute our judgment as of this date and are subject to change without notice.

This report provides general information only. Neither the information nor any opinion expressed herein constitutes an offer or invitation to make an offer to buy or sell securities or other investments. This material is prepared for general circulation to clients and is not intended to provide tailored investment advice and does not take into account the individual financial situation and objectives of any specific person who may receive this report. Investors should seek financial advice regarding the appropriateness of investing in any securities, investments or investment strategies discussed or recommended in this report. The information contained in this report has been compiled from sources believed to be reliable but no representation or warranty, express or implied, is made as to its accuracy, completeness or correctness. This report is not (and should not be construed as) a solicitation to act as securities broker or dealer in any jurisdiction by any person or company that is not legally permitted to carry on such business in that jurisdiction.

Yuanta research is distributed in the United States only to Major U.S. Institutional Investors (as defined in Rule 15a-6 under the Securities Exchange Act of 1934, as amended and SEC staff interpretations thereof). All transactions by a US person in the securities mentioned in this report must be effected through a registered broker-dealer under Section 15 of the Securities Exchange Act of 1934, as amended. Yuanta research is distributed in Taiwan by Yuanta Securities Investment Consulting. Yuanta research is distributed in Hong Kong by Yuanta Securities (Hong Kong) Co. Limited, which is licensed in Hong Kong by the Securities and Futures Commission for regulated activities, including Type 4 regulated activity (advising on securities). In Hong Kong, this research report may not be redistributed, retransmitted or disclosed, in whole or in part or any form or manner, without the express written